EXHIBIT 3-1

In re Foreign Exchange Benchmark Rates Antitrust Litigation

EXHIBIT 3

No.	Master Claim	Option Selection	Claims Administrator's Determination	Reason Ineligible
1.	10013815	Option 2	Rejected in Full	The claimed transactions were traded with a non-defendant bank. The transaction data also contained multiple deficiencies that were not cured: ineligible currencies, incorrect or missing dollar amounts, invalid trade rates, non-recognized FX ISO codes, missing value dates.
2.	10005620	Option 2	Rejected in Full	The claimed transactions were executed outside of the United States with a foreign bank. Therefore, the trades were with a non-defendant bank and fall outside the geographic scope of the Class.
3.	10000935	Option 2	Rejected in Full	The transaction data contained multiple deficiencies that were not cured: incorrect trading venues, non-defendant counterparties, incorrect trade dates and value dates, and incorrect dollar amounts.
4.	2075513	Option 1	Rejected in Full	The claim has no eligible Option 1 transactions in the Defendant data, and the claimant declined to submit an Option 2 claim.
5.	10013447	Option 2	Rejected in Part	Some of the claimed transactions were a "roll," in which a trader rolls an existing position from one future expiry date to a new expiry date further in the future. Because rolls are not an instrument for which the Plan of Distribution provided a specific formula for determining claim value, these transactions fall under §VIII.A.7 of the Plan of Distribution entitled “other FX products.” Rolls of futures positions on an exchange mirror over-the-counter FX swap transactions where the two swap legs, e.g., spot and forward, are of equal size. In this instance, there also is net delta risk of zero. Therefore, for futures “rolls” where there was no risk on the transactions, the Claims Administrator applied the conversion ratio that is applied to FX swaps under the Plan of Distribution §IX.D.

Disputed Claim No. 1
(Claim No. 10013815)

Claims Administrator (EB)

Info@FXAntitrustSettlement.com
Jun 28, 2021, 2:34 PM (9 days ago)
to me

Charles,

Please be advised that we received additional feedback from the damages experts. Your response did not resolve the defects for the claim. For all trades in the amended submission, the counterparty field is populated with "State Street Bank" which is a non-defendant bank. Therefore, all trades have been rejected.

Please feel free to contact us if you have any questions.

Kind regards,

Foreign Exchange Antitrust Litigation

Claims Administrator (NR)

http://www.fxantitrustsettlement.com

Info@fxantitrustsettlement.com

Charles Dorgay <ckdorgay@gmail.com>
Jun 28, 2021, 4:39 PM (9 days ago)
to Info@FXAntitrustSettlement.com

Honorable Judge whom it may concern:

After I lost my job I investigated forex trading, not knowing what I was getting into. When my account was mismanaged I looked for remedies. I complained to the SEC, the CFTC, the Canadian SEC, and to private claim ombudsman. Then I sought legal assistance from the largest legal firms in the United States. My claim was too small for these to accept but I was almost accepted by a few of these.

Then I found the Forex Antitrust Settlement Class action lawsuit. I filed with them. But my claim was rejected but there are several mitigating circumstances around this rejection. Foremost my claim was accepted by Epiq Global. The language said that anyone who was in a forex transaction from the dates given could join in the lawsuit and that certainly included me. However my transactions were managed with State Street Bank which operates Currenex, not a mentioned defendant.

There is a large amount of supporting evidence that my transactions were really made and not sham traded. I have email chains from the brokerage firm

and the CFTC and the forex broker. I have the complete trading record and indeed I witnessed the mismanagement of my account in real time.

It was quite difficult to get the trading record into the format requested. Epiq Global was sympathetic but failed me on getting several items completely explained. I have called them numerous times and the explanations they provided were inadequate. There are four remaining R items for which they did not adequately assist me, in spite of the fact that I provided the information on the claim form to the best of my ability.

!.) Claim number 1001-3815.
2.) I am requesting that the Honorable Judge review the administrative rejection of my claim.
3.) The class action lawsuit language says that anyone who was involved in a forex transaction within the given dates can join the action. Furthermore there are two groups of ways to join the lawsuit and I qualified under Group 2, which if i recall correctly did not specify one had to be injured by a listed defendant. I offered before and will offer again to meet with any attorney to show the email chains which exist on my Gmail account.. When the forex transactions by the big traders using price fixing caused injury, they injured anyone in for example XAU/USD, which included me.
4.) I will attach my trading record.
5.) I assume that the relevant notice is attached to this email chain.

Please view this as a temporary submission until I can get on my own computer where I have the trading record and that signature application. I will resubmit this before July 9.

Sincerely,

Charles Dorgay

Info@FXAntitrustSettlement.com
Jun 28, 2021, 6:37 PM (9 days ago)
to me

Charles,

Thank you for your email. Please be advised that your dispute letter will be escalated once you provide us with complete materials as outlined in the notice and previous email. No further action will be taken here.

Charles Dorgay <ckdorgay@gmail.com>
Jun 28, 2021, 6:37 PM (9 days ago)
to Info

Charles K. Dorgay

DocuSigned by:
CHARLES DORGAY
4BD7A3BDAF22400...

Disputed Claim No. 2
(Claim No. 10005620)

Zbigniew Brylewicz
Jerzego Bajana 7a m 1
80-463 Gdańsk
POLAND
Email: zbigniew.brylewicz@zbignet.pl
Claim number: 10005620

Gdańsk, 09/28/2020

DISPUTE LETTER

I was informed be the Claims Administrator that my claim has been rejected in its entirety because "no eligible FX transactions were found in the data file submitted." My "transactions were determined to be ineligible because, based on the information supplied in my trade files, the transactions fell outside of the class period, or the transactions fell outside the geographic scope of the class (i.e., non-U.S. domiciled claimant trading outside the United States)."

I disagree with the administrative determination covered by this Notice and I ask the Court to review the administrative rejection of my claim.

In my opinion, there are two issues to be considered here:

The First – Does the settlement affect only persons who has domiciled in the United States or its territories between January 1, 2003 and December 15, 2015?

On the "NOTICE OF CLASS ACTION SETTLEMENTS" we can read that settlement is for:

All Persons who, between January 1, 2003 and December 15, 2015, entered into:

1) one or more FX Instruments directly with a Defendant, Released Party, direct or indirect parent, subsidiary, or division of a Defendant, or co-conspirator, where such Persons were either domiciled in the United States or its territories or, if domiciled outside the United States or its territories, transacted one or more FX Instruments in the United States or its territories; OR

2) one or more FX Exchange-Traded Instruments, where such Persons were either domiciled in the United States or its territories or, if domiciled outside the United States or its territories, entered into one or more FX Exchange-Traded Instruments on a U.S. exchange.

Thus in both points, one and two, people who domiciled outside the United States or its territories are allowed to participate in the settlement. So although my place of residence is neither the United States nor their territories, I am entitled to participate in the settlement

The Second question is - Should my transactions can be included in the claim?

Justice means, among other things, that people harmed by someone else's actions will receive adequate compensation from the perpetrators.

In my forfeiture, in the period between January 1, 2003 and December 15, 2015, I entered a number of currency transactions on various currency pairs, the rate of which was related to the US dollar. As a result of the collusion of the banks, referred to in the "NOTICE ON SETTLEMENTS IN A GROUP ACTION", I personally experienced extraordinary and unexpected fluctuations in the rates of these instruments. These fluctuations led me to significant financial losses.
Although I made the transaction in Poland in a Polish bank, the exchange rates in my brokerage were the same as in a banks in the United States.

Bank Ochrony Środowiska, in which I had a brokerage account at that time, did not and does not run its own currency exchange market. This bank, in some way, placed the orders on my behalf at some major foreign exchange market(s). As far as I know the degree of linkage of the currency markets, this exchange market in one way or another certainly was associated with both the stock exchanges in the United States and/or the banks that are Defendants in this settlement.

Therefore the question is:
Is compensation due to Bank Ochrony Środowiska, which on my behalf submitted an instruction to the FX markets or to me? The bank did not bear any risk here. I was bear a risk and was hurt by the banks participating in the collusion.

For me the answer is obvious I should get an adequate compensation from the perpetrators. I hope that the high court will share this opinion.

Best regards

Zbigniew Brylewicz

Zbigniew Brylewicz

Disputed Claim No. 3
(Claim No. 10000935)

June 18, 2021

Submission to: U.S. District Court Southern District of New York

Hon. Judge Schofield presiding

Case No. 13-cv-7789-LGS

In re Foreign Exchange Benchmark Rates Antitrust Claim No. 10000935

Claimant Dispute Notice – Request for Settlement Distribution Restitution for Recovery of Defrauded Funds

From August 26, 2013 to December 15, 2015 there were 1,321 spot off-exchange forex trades each individually documented and Profit and Loss recorded in the Claimant's Spot Forex Transaction Data log, (ref. Exhibit 2 labeled Excel format attachment).

The sole discrepancy with the claim submission that caused the data tabulation miscues was that each trade's actual and exact Profit/Loss (P/L) amount was mistakenly and incorrectly input into the Base Amount excel column , (i.e. column P), attributing to a subsequent data processing error report notice.

In reference to: *"(R15) This trade is not with a Defendant and is therefore ineligible per the terms of the settlement agreement.*" (Final Notice of Rejection –Exhibit 7)

It had been affirmed in accordance to the off-exchange retail spot forex Contracts for Difference Product Disclosure (Exhibit 4 at 17) and the tier 1 counterparty designations of the claimant's Master Spot FX Trade Ledger, (Exhibit 1), that the consortium pool of liquidity providers were benchmark exchange rate counterparties to a majority of Claimant's over-the-counter (OTC) off-exchange spot forex trade orders which had also been affirmed by Epiq Claims Administration Management.

Furthermore, since the amend correction submission of the Base Amount quantities, (while also including the P/L column as a guiding reference), the prior separate error citations pertaining to this

were completely removed and resolved. The remaining R15 specifies a particular trade that is considered or regarded not to be with a counterparty with the Settlement. Multiple and persistent requests were made to the Epiq Administrator and to Epiq Claims Management to provide the specific trade entry of documented trade #1 thru #1,321 that was prospectively cited to be under R15 restriction to thereafter give the claimant the opportunity to further research, amend, clarify or, (if necessary), remove from the option 2 data submission. Not one single trade in claim number 10000935, (allegedly categorized under R15), during the entirety of this correspondent duration, had ever been provided or reported in any way to the Claimant, henceforth conferring upon the Claimant proper redress for final discovery to the applicable parties by instated Court deliberative proceedings to conclusively and objectively grant by declaratory order Claimant's request for settlement distribution restitution of documented unrecovered equity investment funds..

To state for record, the benchmark forex spot exchange rates cited in claimant's Master Trade Ledger is precisely consistent with the exchange rates issued by the consortium of Bank financial institutions named in the FX Anti-Trust Litigation. There is no deviation of any kind between the retail off-exchange forex rates issued by these counterparties and what is rate recorded in the trade ledger.

Thus, *"(R10) The supplied trade rate is significantly and materially different from the prevailing daily rate for this currency pair on this trade date."*(Final Notice of Rejection- Exhibit 7); is not congruent with the legal fact of record that each of the spot forex exchange rates is precisely consistent and matched with the global exchange rate pricing issued by the consortium of settlement named and convicted Bank counterparties.

Furthermore, it can be emphasized that multiple and persistent requests were made by Claimant pertaining to which exact and defined spot forex trade entry in Excel format Exhibit 2 of #1 thru #1,321 was allegedly proclaimed by review process to be under R10 designation, and thus in need of amend,

or prospective exclusion from documented claim filing, however, not one single trade of any kind was ever brought by Epiq claims administration or any affiliated audit entity party with any details or instructionsas to what specific time/ date stamped trade order currency pair was deemed R10 labeled; while in tandem with this, it had been routinely affirmed to Claimant that by no means was 100% of the documented and reported spot forex trade volume orders, (or each and every spot forex trade from #1 thru #1,321), ever stated to be either R10 or R15 categorized. So with regards to the record, how then can the entire claim, (claim # 10000935), be feasibly rejected on the sole and exclusive basis of only one or two trade orders being flagged as ineligible? Even more adverse of all, absolutely at no time was such trade ever made known to the Claimant who had made numerous timely requests to obtain such needed information? This is because there is not one spot forex trade in Claimant's s submission that can be cited in actual applied terms to be under R10 or R15 definitions.

CFTC Release Number 7056-14 dated November 12, 2014 states:

"*The FX traders at the Banks attempted to manipulate the World Markets/Reuters Closing Spot Rates (WM/R Rates). The WM/R Rates, the most widely referenced FX benchmark rates in the United States and globally, are used to establish the relative values of different currencies, which reflect the rates at which one currency is exchanged for another currency. FX benchmark rates, such as the WM/R Rates, are used for pricing of cross-currency swaps, foreign exchange swaps, spot transactions, forwards, options, futures and other financial derivative instruments. The most actively traded currency pairs are the Euro/U.S. Dollar, U.S. Dollar/Japanese Yen, and British Pound Sterling/U.S. Dollar. Accordingly, the integrity of the WM/R Rates and other FX benchmarks is critical to the integrity of the markets in the United States and around the world.*"

It can be further noted that if the Defendant Banks did not evidently collude to unlawfully fix and manipulate the foreign exchange rates to begin with, there would be no discrepancy between the Bank

counterparty mandated currency pair exchange rates and tangible market applied supply/ demand adjusted market rates. It is a misconception that the Defendant Banks were only counterparties to major currency pairs, (what the claimant believes the claims administration data review was centered on), as the Defendant Banks were also principal counterparties to minor and exotic retail foreign exchange currency pairs.

It is earnestly requested that the Court grant review of the administration rejection of claim # 10000935 for proper and rightful remedial declaratory action to remand settlement distribution restitution to Claimant for cumulative documented monetary Loss amount summary cited in Exhibit 1 as final and binding.

Respectfully submitted,

Sean Waraich – Claimant

Claim # 10000935

2516 Commonwealth St., #201

Houston, TX 77006

Ph: 832 229 1652

E-mail: snwseas@gmail.com

Exhibit 1

IC Markets Data Server Center
401 Fieldcrest Dr, Elmsford, NY 10523 USA

International Capital Markets Ltd.

Tier 1

Account: [redacted]0740 **Name: Waraich Sean** **Currency: USD** **2017 March 30, 03:02**

Closed Transactions:

Ticket	Open Time	Type	Volume	Item	Price	S / L	T / P	Close Time	Price	Commission	Taxes	Swap	Profit
39188	2013.08.26 05:29:39	balance	Deposit.										4 966.02
41065	2013.08.26 22:29:14	buy	1.00	euraud	1.48143	0.00000	0.00000	2013.08.26 23:02:36	1.48178	0.00	0.00	0.00	31.58
41050	2013.08.26 22:25:43	sell	1.00	nzdusd	0.78506	0.00000	0.00000	2013.08.27 00:04:29	0.78493	0.00	0.00	-6.90	13.00
41054	2013.08.26 22:26:41	buy	1.00	cadchf	0.87823	0.00000	0.00000	2013.08.29 04:31:21	0.88006	0.00	0.00	9.22	198.19
41066	2013.08.26 22:29:19	sell	1.00	euraud	1.48126	0.00000	0.00000	2013.08.29 16:58:38	1.47932	0.00	0.00	37.21	173.66
55031	2013.08.30 02:35:36	buy	1.00	nzdusd	0.77649	0.00000	0.00000	2013.09.03 03:57:45	0.78288	0.00	0.00	8.80	639.00
41051	2013.08.26 22:25:57	buy	1.00	nzdusd	0.78529	0.00000	0.00000	2013.09.04 17:49:42	0.79139	0.00	0.00	39.60	610.00
75190	2013.09.05 05:43:59	balance	Withdrawal.										-1 500.00
75295	2013.09.05 07:10:51	balance	Deposit. Reverse WDL, awaiting										1 500.00
78959	2013.09.05 16:48:32	sell	1.00	gbpchf	1.46977	0.00000	0.00000	2013.09.06 17:44:46	1.46571	0.00	0.00	-3.39	432.52
86716	2013.09.06 16:35:53	buy	1.00	euraud	1.42759	0.00000	0.00000	2013.09.09 04:06:27	1.43515	0.00	0.00	-10.10	693.85
74055	2013.09.04 19:03:20	sell	1.00	gbpchf	1.46336	0.00000	0.00000	2013.09.09 19:15:44	1.46256	0.00	0.00	-17.06	85.95
95132	2013.09.10 08:50:11	buy	1.00	euraud	1.43046	0.00000	0.00000	2013.09.12 05:12:23	1.43704	0.00	0.00	-41.02	609.28
97616	2013.09.10 17:57:13	sell	1.00	gbpjpy	157.843	0.000	0.000	2013.09.12 05:12:34	157.325	0.00	0.00	-12.00	520.72
74048	2013.09.04 19:00:34	buy	1.00	euraud	1.43840	0.00000	0.00000	2013.09.12 07:42:10	1.43897	0.00	0.00	-101.57	52.74
168247	2013.09.24 06:37:02	sell	1.00	gbpjpy	158.316	0.000	0.000	2013.09.24 17:03:52	157.774	0.00	0.00	0.00	549.41
182509	2013.09.26 05:57:34	sell	1.00	gbpjpy	159.104	0.000	0.000	2013.09.26 13:55:19	158.329	0.00	0.00	0.00	786.28
203137	2013.09.30 18:06:58	sell	1.00	gbpjpy	158.917	0.000	0.000	2013.10.01 16:23:39	158.884	0.00	0.00	-3.36	33.71
107309	2013.09.12 05:20:00	sell	1.00	gbpjpy	157.334	0.000	0.000	2013.10.03 19:01:39	156.904	0.00	0.00	-67.05	443.11
234974	2013.10.04 07:31:05	sell	0.01	gbpjpy	157.145	0.000	0.000	2013.10.04 07:31:12	157.168	0.00	0.00	0.00	-0.24
234972	2013.10.04 07:31:01	buy	0.01	gbpjpy	157.161	0.000	0.000	2013.10.04 07:31:20	157.130	0.00	0.00	0.00	-0.32
94208	2013.09.09 23:56:16	sell	1.00	gbpjpy	156.252	0.000	0.000	2013.10.04 18:08:38	156.110	0.00	0.00	-85.45	146.21

PRO version Are you a developer? Try out the HTML to PDF API pdfcrowd.com

240407	2013.10.04 20:00:09	sell	1.00	nzdusd	0.83245	0.00000	0.00000	2013.10.07 00:05:28	0.83193	0.00	0.00	-6.70	52.00
240411	2013.10.04 20:01:05	sell	1.00	nzdjpy	81.035	0.000	0.000	2013.10.07 04:46:11	80.685	0.00	0.00	-7.18	360.35
242235	2013.10.07 05:15:13	sell	1.00	nzdcad	0.85521	0.00000	0.00000	2013.10.08 05:02:05	0.85482	0.00	0.00	-4.65	37.77
249930	2013.10.08 05:58:36	buy	1.00	cadjpy	93.786	0.000	0.000	2013.10.08 17:20:44	94.031	0.00	0.00	0.00	252.34
249881	2013.10.08 05:29:53	sell	1.00	usdchf	0.90387	0.00000	0.00000	2013.10.08 18:43:30	0.90338	0.00	0.00	0.00	54.24
249882	2013.10.08 05:29:58	buy	1.00	usdchf	0.90403	0.00000	0.00000	2013.10.08 19:14:50	0.90450	0.00	0.00	0.00	51.96
269637	2013.10.10 06:00:43	sell	1.00	usdchf	0.91270	0.00000	0.00000	2013.10.10 09:03:30	0.91190	0.00	0.00	0.00	87.73
256881	2013.10.08 18:43:04	buy	1.00	cadjpy	93.806	0.000	0.000	2013.10.10 09:03:39	93.887	0.00	0.00	6.17	82.87
270461	2013.10.10 09:23:34	sell	1.00	eurcad	1.40550	0.00000	0.00000	2013.10.10 10:43:38	1.40487	0.00	0.00	0.00	60.55
270421	2013.10.10 09:13:01	sell	1.00	nzdcad	0.85812	0.00000	0.00000	2013.10.10 10:43:54	0.85719	0.00	0.00	0.00	89.38
270486	2013.10.10 09:32:35	sell	1.00	usdchf	0.91178	0.00000	0.00000	2013.10.10 10:44:32	0.91163	0.00	0.00	0.00	16.45
269650	2013.10.10 06:04:00	buy	1.00	usdjpy	97.764	0.000	0.000	2013.10.10 16:01:21	98.119	0.00	0.00	0.00	361.81
269681	2013.10.10 06:08:04	buy	1.00	nzdusd	0.82512	0.00000	0.00000	2013.10.10 16:10:09	0.82519	0.00	0.00	0.00	7.00
273160	2013.10.10 16:18:35	sell	1.00	eurcad	1.40499	0.00000	0.00000	2013.10.10 17:58:57	1.40398	0.00	0.00	0.00	97.30
274749	2013.10.10 19:40:28	buy	1.00	gbpaud	1.68729	0.00000	0.00000	2013.10.11 00:16:15	1.68906	0.00	0.00	-10.59	167.28
269652	2013.10.10 06:04:04	sell	1.00	usdjpy	97.752	0.000	0.000	2013.10.11 01:21:49	98.112	0.00	0.00	-1.73	-366.93
273481	2013.10.10 16:50:20	buy	1.00	usdjpy	98.166	0.000	0.000	2013.10.11 04:34:58	98.397	0.00	0.00	0.10	234.76
277898	2013.10.11 06:52:17	sell	1.00	gbpaud	1.68633	0.00000	0.00000	2013.10.11 06:54:36	1.68672	0.00	0.00	0.00	-36.95
277918	2013.10.11 06:58:01	buy	1.00	gbpaud	1.68680	0.00000	0.00000	2013.10.11 16:13:28	1.68834	0.00	0.00	0.00	145.65
242251	2013.10.07 05:25:13	buy	1.00	cadchf	0.87760	0.00000	0.00000	2013.10.11 19:37:52	0.87868	0.00	0.00	11.23	118.34
282571	2013.10.11 18:24:48	buy	1.00	gbpaud	1.68459	0.00000	0.00000	2013.10.14 00:58:59	1.69244	0.00	0.00	-10.60	740.37
293174	2013.10.15 03:57:47	buy	1.00	gbpaud	1.67569	0.00000	0.00000	2013.10.15 04:53:26	1.67878	0.00	0.00	0.00	294.22
291280	2013.10.14 21:10:07	sell	1.00	nzdusd	0.83728	0.00000	0.00000	2013.10.15 15:56:52	0.83722	0.00	0.00	-6.70	6.00
293998	2013.10.15 07:11:56	buy	2.00	gbpaud	1.67789	0.00000	0.00000	2013.10.15 19:31:06	1.67833	0.00	0.00	0.00	83.75
302097	2013.10.15 19:44:27	sell	2.00	nzdjpy	82.512	0.000	0.000	2013.10.15 21:40:13	82.126	0.00	0.00	0.00	785.99
313768	2013.10.16 20:18:17	buy	2.00	gbpaud	1.66949	0.00000	0.00000	2013.10.17 03:31:26	1.67084	0.00	0.00	-64.17	257.66
291304	2013.10.14 21:14:46	buy	1.00	gbpaud	1.68398	0.00000	0.00000	2013.10.17 05:50:25	1.67600	0.00	0.00	-53.39	-760.73
316197	2013.10.17 05:14:18	buy	2.00	gbpaud	1.67366	0.00000	0.00000	2013.10.17 05:50:34	1.67595	0.00	0.00	0.00	436.61

PRO version Are you a developer? Try out the HTML to PDF API pdfcrowd.com

270435	2013.10.10 09:16:37	buy	1.00	gbpaud	1.69348	0.00000	0.00000	2013.10.17 06:14:18	1.67513	0.00	0.00	-74.58	-1 750.33
316719	2013.10.17 07:53:49	sell	2.00	nzdusd	0.84336	0.00000	0.00000	2013.10.17 08:26:08	0.84311	0.00	0.00	0.00	50.00
316199	2013.10.17 05:14:27	sell	2.00	gbpaud	1.67373	0.00000	0.00000	2013.10.17 16:35:40	1.67624	0.00	0.00	0.00	-483.29
323352	2013.10.17 16:25:17	sell	2.00	nzdcad	0.87498	0.00000	0.00000	2013.10.18 01:07:31	0.87298	0.00	0.00	-9.33	388.51
315308	2013.10.17 01:52:11	sell	2.00	nzdjpy	83.219	0.000	0.000	2013.10.18 03:02:02	82.866	0.00	0.00	-14.30	720.57
324509	2013.10.17 17:40:01	buy	2.00	nzdjpy	83.374	0.000	0.000	2013.10.18 03:02:24	82.852	0.00	0.00	9.19	-1 065.58
324510	2013.10.17 17:40:06	sell	2.00	nzdjpy	83.355	0.000	0.000	2013.10.18 03:02:35	82.879	0.00	0.00	-14.30	971.55
323331	2013.10.17 16:22:57	sell	2.00	nzdusd	0.84892	0.00000	0.00000	2013.10.18 06:54:08	0.84601	0.00	0.00	-13.40	582.00
333978	2013.10.18 18:22:59	sell	2.00	nzdusd	0.84973	0.00000	0.00000	2013.10.21 17:13:34	0.84673	0.00	0.00	-13.40	600.00
333982	2013.10.18 18:23:14	buy	2.00	nzdusd	0.84994	0.00000	0.00000	2013.10.21 17:13:44	0.84650	0.00	0.00	8.60	-688.00
333983	2013.10.18 18:23:17	sell	2.00	nzdusd	0.84974	0.00000	0.00000	2013.10.21 17:13:50	0.84669	0.00	0.00	-13.40	610.00
324505	2013.10.17 17:39:16	sell	2.00	nzdusd	0.85213	0.00000	0.00000	2013.10.21 17:14:18	0.84663	0.00	0.00	-26.80	1 100.00
325506	2013.10.17 19:09:04	buy	1.00	nzdusd	0.85074	0.00000	0.00000	2013.10.21 17:14:30	0.84648	0.00	0.00	8.60	-426.00
325505	2013.10.17 19:09:00	sell	1.00	nzdusd	0.85054	0.00000	0.00000	2013.10.21 17:14:35	0.84668	0.00	0.00	-13.40	386.00
324504	2013.10.17 17:39:12	buy	2.00	nzdusd	0.85230	0.00000	0.00000	2013.10.21 17:15:12	0.84646	0.00	0.00	17.20	-1 168.00
342040	2013.10.21 17:20:33	buy	2.00	nzdusd	0.84738	0.00000	0.00000	2013.10.22 18:56:15	0.85128	0.00	0.00	8.60	780.00
355170	2013.10.23 00:32:41	sell	2.00	nzdcad	0.87567	0.00000	0.00000	2013.10.23 04:22:06	0.87395	0.00	0.00	0.00	334.36
355171	2013.10.23 00:32:45	buy	2.00	nzdcad	0.87632	0.00000	0.00000	2013.10.23 04:22:14	0.87377	0.00	0.00	0.00	-495.77
355172	2013.10.23 00:32:48	sell	2.00	nzdcad	0.87565	0.00000	0.00000	2013.10.23 04:22:18	0.87397	0.00	0.00	0.00	326.58
354004	2013.10.22 19:20:24	sell	2.00	nzdusd	0.85165	0.00000	0.00000	2013.10.23 06:26:37	0.84780	0.00	0.00	-13.40	770.00
354007	2013.10.22 19:20:33	buy	2.00	nzdusd	0.85174	0.00000	0.00000	2013.10.23 06:26:41	0.84760	0.00	0.00	8.60	-828.00
354008	2013.10.22 19:20:36	sell	2.00	nzdusd	0.85155	0.00000	0.00000	2013.10.23 06:26:45	0.84783	0.00	0.00	-13.40	744.00
353759	2013.10.22 18:56:42	buy	2.00	nzdusd	0.85151	0.00000	0.00000	2013.10.23 06:42:16	0.84651	0.00	0.00	8.60	-1 000.00
353762	2013.10.22 18:56:47	sell	2.00	nzdusd	0.85132	0.00000	0.00000	2013.10.23 06:42:23	0.84664	0.00	0.00	-13.40	936.00
342043	2013.10.21 17:20:37	sell	2.00	nzdusd	0.84706	0.00000	0.00000	2013.10.23 06:42:30	0.84664	0.00	0.00	-26.80	84.00
303714	2013.10.16 00:41:09	sell	2.00	nzdcad	0.86868	0.00000	0.00000	2013.10.23 06:50:46	0.87071	0.00	0.00	-65.19	-394.63
324498	2013.10.17 17:38:43	buy	2.00	nzdcad	0.87738	0.00000	0.00000	2013.10.23 06:50:58	0.87044	0.00	0.00	19.43	-1 349.29
324499	2013.10.17 17:38:50	sell	2.00	nzdcad	0.87697	0.00000	0.00000	2013.10.23 06:51:02	0.87073	0.00	0.00	-37.30	1 213.04

PRO version Are you a developer? Try out the HTML to PDF API pdfcrowd.com

357646	2013.10.23 06:48:23	sell	2.00	nzdusd	0.84611	0.00000	0.00000	2013.10.23 07:10:36	0.84254	0.00	0.00	0.00	714.00
357649	2013.10.23 06:48:27	buy	2.00	nzdusd	0.84628	0.00000	0.00000	2013.10.23 07:10:40	0.84240	0.00	0.00	0.00	-776.00
357652	2013.10.23 06:48:30	sell	2.00	nzdusd	0.84608	0.00000	0.00000	2013.10.23 07:10:45	0.84235	0.00	0.00	0.00	746.00
304539	2013.10.16 03:11:56	sell	2.00	nzdusd	0.84049	0.00000	0.00000	2013.10.23 16:00:58	0.83886	0.00	0.00	-93.80	326.00
358352	2013.10.23 07:14:27	sell	2.00	nzdusd	0.84315	0.00000	0.00000	2013.10.23 16:01:56	0.83857	0.00	0.00	0.00	916.00
358353	2013.10.23 07:14:30	buy	2.00	nzdusd	0.84341	0.00000	0.00000	2013.10.23 16:02:01	0.83840	0.00	0.00	0.00	-1 002.00
358293	2013.10.23 07:12:27	sell	2.00	gbpcad	1.671745	0.00000	0.00000	2013.10.23 16:02:26	1.66783	0.00	0.00	0.00	758.38
358295	2013.10.23 07:12:31	buy	2.00	gbpcad	1.67190	0.00000	0.00000	2013.10.23 16:02:30	1.66761	0.00	0.00	0.00	-831.13
358297	2013.10.23 07:12:34	sell	2.00	gbpcad	1.671655	0.00000	0.00000	2013.10.23 16:02:37	1.66790	0.00	0.00	0.00	727.38
358270	2013.10.23 07:11:34	sell	2.00	cadchf	0.86887	0.00000	0.00000	2013.10.23 16:09:51	0.86574	0.00	0.00	0.00	700.30
358284	2013.10.23 07:12:05	buy	2.00	eurcad	1.41850	0.00000	0.00000	2013.10.23 16:16:43	1.42129	0.00	0.00	0.00	540.38
365031	2013.10.23 16:10:19	sell	2.00	cadchf	0.86549	0.00000	0.00000	2013.10.23 17:52:44	0.85832	0.00	0.00	0.00	1 607.51
365147	2013.10.23 16:16:56	buy	2.00	eurcad	1.42144	0.00000	0.00000	2013.10.23 17:57:10	1.43164	0.00	0.00	0.00	1 963.79
358210	2013.10.23 07:09:32	buy	2.00	usdjpy	97.378	0.000	0.000	2013.10.24 03:43:32	97.492	0.00	0.00	0.62	233.87
358212	2013.10.23 07:09:36	sell	2.00	usdjpy	97.359	0.000	0.000	2013.10.24 03:43:36	97.504	0.00	0.00	-10.48	-297.42
358213	2013.10.23 07:09:39	buy	2.00	usdjpy	97.372	0.000	0.000	2013.10.24 03:43:41	97.491	0.00	0.00	0.62	244.13
358277	2013.10.23 07:12:02	sell	2.00	eurcad	1.41830	0.00000	0.00000	2013.10.24 12:48:12	1.43600	0.00	0.00	14.45	-3 401.59
											so: 80.0%/2383.0/2979.8		
358289	2013.10.23 07:12:08	sell	2.00	eurcad	1.41834	0.00000	0.00000	2013.10.24 12:59:53	1.43674	0.00	0.00	14.45	-3 536.11
											so: 78.8%/1913.3/2428.6		
365148	2013.10.23 16:16:58	sell	2.00	eurcad	1.42124	0.00000	0.00000	2013.10.24 13:01:13	1.43746	0.00	0.00	14.45	-3 117.16
											so: 79.7%/1496.5/1877.5		
370702	2013.10.24 04:17:53	buy	2.00	eurcad	1.43064	0.00000	0.00000	2013.10.24 14:55:34	1.43581	0.00	0.00	0.00	994.41
367255	2013.10.23 17:57:18	buy	2.00	eurcad	1.43182	0.00000	0.00000	2013.10.24 14:58:37	1.43560	0.00	0.00	-27.16	726.96
358271	2013.10.23 07:11:37	buy	2.00	cadchf	0.86925	0.00000	0.00000	2013.10.24 15:02:18	0.85667	0.00	0.00	11.43	-2 823.83
											so: 80.0%/1943.7/2430.0		
358260	2013.10.23 07:11:31	buy	2.00	cadchf	0.86924	0.00000	0.00000	2013.10.24 15:22:38	0.85626	0.00	0.00	11.43	-2 913.84
											so: 80.0%/1633.7/2042.9		

PRO version Are you a developer? Try out the HTML to PDF API pdfcrowd.com

365035	2013.10.23 16:10:23	buy	2.00	cadchf	0.85573	0.00000	0.00000	2013.10.24 15:25:18	0.85557	0.00	0.00	11.43	-2 282.27
											so: 79.9%/1322.7/1656.3		
370703	2013.10.24 04:17:55	sell	2.00	eurcad	1.43041	0.00000	0.00000	2013.10.24 15:29:39	1.43771	0.00	0.00	0.00	-1 402.34
											so: 79.8%/1014.5/1270.7		
367256	2013.10.23 17:57:21	sell	2.00	eurcad	1.43160	0.00000	0.00000	2013.10.24 15:29:59	1.43794	0.00	0.00	14.45	-1 217.85
											so: 51.8%/372.2/719.0		
367181	2013.10.23 17:52:54	sell	2.00	cadchf	0.85806	0.00000	0.00000	2013.10.24 18:42:35	0.85588	0.00	0.00	-25.56	488.56
367180	2013.10.23 17:52:51	buy	2.00	cadchf	0.85829	0.00000	0.00000	2013.10.24 18:42:39	0.85574	0.00	0.00	11.43	-571.52
370699	2013.10.24 04:16:08	buy	1.00	eurcad	1.43060	0.00000	0.00000	2013.10.24 18:44:40	1.43833	0.00	0.00	0.00	741.48
370700	2013.10.24 04:16:10	sell	1.00	eurcad	1.43037	0.00000	0.00000	2013.10.24 18:44:44	1.43846	0.00	0.00	0.00	-775.92
370705	2013.10.24 04:18:21	sell	2.00	cadchf	0.85947	0.00000	0.00000	2013.10.24 18:45:24	0.85614	0.00	0.00	0.00	746.16
370704	2013.10.24 04:18:19	buy	2.00	cadchf	0.85980	0.00000	0.00000	2013.10.24 18:45:30	0.85591	0.00	0.00	0.00	-871.76
376416	2013.10.24 14:59:08	buy	2.00	eurcad	1.43585	0.00000	0.00000	2013.10.24 18:47:08	1.43846	0.00	0.00	0.00	500.76
376420	2013.10.24 14:59:14	sell	2.00	eurcad	1.43550	0.00000	0.00000	2013.10.24 18:47:11	1.43866	0.00	0.00	0.00	-606.21
376402	2013.10.24 14:55:39	buy	2.00	eurcad	1.43593	0.00000	0.00000	2013.10.24 18:48:02	1.43838	0.00	0.00	0.00	470.07
376403	2013.10.24 14:55:42	sell	2.00	eurcad	1.43571	0.00000	0.00000	2013.10.25 10:57:25	1.44374	0.00	0.00	5.37	-1 538.54
											so: 79.2%/569.8/719.1		
379804	2013.10.24 18:48:15	buy	2.00	eurcad	1.43862	0.00000	0.00000	2013.10.25 17:19:14	1.44192	0.00	0.00	-9.60	631.87
379805	2013.10.24 18:48:18	sell	2.00	eurcad	1.43842	0.00000	0.00000	2013.10.25 17:19:18	1.44209	0.00	0.00	5.37	-702.62
275758	2013.10.11 00:22:03	sell	1.00	nzdusd	0.82811	0.00000	0.00000	2013.10.25 23:31:30	0.82818	0.00	0.00	-94.10	-7.00
368435	2013.10.23 20:14:59	sell	1.00	nzdusd	0.83863	0.00000	0.00000	2013.10.25 23:31:36	0.82818	0.00	0.00	-27.10	1 045.00
368434	2013.10.23 20:14:57	buy	1.00	nzdusd	0.83888	0.00000	0.00000	2013.10.25 23:31:40	0.82798	0.00	0.00	17.40	-1 090.00
464508	2013.11.04 01:07:31	balance	Deposit.										49 970.00
494321	2013.11.06 05:25:35	buy	3.00	nzdjpy	82.526	0.000	0.000	2013.11.06 21:04:07	82.726	0.00	0.00	0.00	607.85
493322	2013.11.06 03:28:29	sell	1.00	audcad	0.99325	0.00000	0.00000	2013.11.07 04:58:21	0.98761	0.00	0.00	-14.40	541.20
493323	2013.11.06 03:28:33	buy	1.00	audcad	0.99348	0.00000	0.00000	2013.11.07 04:58:27	0.98736	0.00	0.00	7.49	-587.35
493324	2013.11.06 03:28:36	sell	1.00	audcad	0.99325	0.00000	0.00000	2013.11.07 04:58:30	0.98761	0.00	0.00	-14.40	541.18
494322	2013.11.06 05:25:38	sell	3.00	nzdjpy	82.507	0.000	0.000	2013.11.07 04:59:13	82.392	0.00	0.00	-67.51	349.81

PRO version Are you a developer? Try out the HTML to PDF API pdfcrowd.com

505343	2013.11.06 21:04:45	buy	1.00	nzdjpy	82.741	0.000	0.000	2013.11.07 04:59:16	82.372	0.00	0.00	14.29	-374.19
505344	2013.11.06 21:04:48	sell	1.00	nzdjpy	82.706	0.000	0.000	2013.11.07 04:59:20	82.391	0.00	0.00	-22.50	319.39
494319	2013.11.06 05:25:21	sell	1.00	nzdjpy	82.500	0.000	0.000	2013.11.07 04:59:48	82.391	0.00	0.00	-22.50	110.52
465337	2013.11.04 03:16:01	buy	3.00	cadchf	0.87557	0.00000	0.00000	2013.11.07 15:24:00	0.88282	0.00	0.00	26.32	2 363.15
465338	2013.11.04 03:16:06	sell	3.00	cadchf	0.87524	0.00000	0.00000	2013.11.07 15:24:05	0.88303	0.00	0.00	-65.80	-2 538.92
465340	2013.11.04 03:16:08	buy	3.00	cadchf	0.87560	0.00000	0.00000	2013.11.07 15:24:09	0.88274	0.00	0.00	26.32	2 327.52
508032	2013.11.07 05:54:37	buy	2.00	gbpchf	1.46563	0.00000	0.00000	2013.11.07 15:26:51	1.47789	0.00	0.00	0.00	2 665.21
513846	2013.11.07 15:29:10	sell	3.00	gbpchf	1.47757	0.00000	0.00000	2013.11.07 17:21:36	1.47430	0.00	0.00	0.00	1 065.63
514407	2013.11.07 15:32:23	buy	3.00	gbpchf	1.48096	0.00000	0.00000	2013.11.07 17:21:46	1.47401	0.00	0.00	0.00	-2 265.51
514429	2013.11.07 15:32:26	sell	3.00	gbpchf	1.48055	0.00000	0.00000	2013.11.07 17:21:50	1.47425	0.00	0.00	0.00	2 053.19
508021	2013.11.07 05:44:19	sell	3.00	nzdcad	0.87106	0.00000	0.00000	2013.11.08 01:49:57	0.86997	0.00	0.00	-14.63	312.80
508022	2013.11.07 05:44:25	buy	2.00	nzdcad	0.87137	0.00000	0.00000	2013.11.08 01:50:01	0.86955	0.00	0.00	4.97	-348.25
508023	2013.11.07 05:44:28	sell	2.00	nzdcad	0.87105	0.00000	0.00000	2013.11.08 01:50:04	0.86997	0.00	0.00	-9.75	206.62
493283	2013.11.06 03:13:49	buy	3.00	audnzd	1.13609	0.00000	0.00000	2013.11.08 17:34:17	1.13728	0.00	0.00	-21.07	293.73
493284	2013.11.06 03:14:04	sell	3.00	audnzd	1.13582	0.00000	0.00000	2013.11.08 17:34:21	1.13751	0.00	0.00	-8.03	-417.24
493285	2013.11.06 03:14:06	buy	3.00	audnzd	1.13613	0.00000	0.00000	2013.11.08 17:34:25	1.13733	0.00	0.00	-21.07	296.20
508012	2013.11.07 05:38:25	buy	1.00	usdcad	1.04224	0.00000	0.00000	2013.11.08 17:43:49	1.04901	0.00	0.00	-3.54	645.37
537583	2013.11.08 17:42:19	sell	3.00	usdcad	1.04899	0.00000	0.00000	2013.11.12 02:57:47	1.04692	0.00	0.00	8.59	593.17
537626	2013.11.08 17:44:23	buy	2.00	usdcad	1.04924	0.00000	0.00000	2013.11.12 02:57:51	1.04681	0.00	0.00	-14.12	-464.27
537630	2013.11.08 17:44:25	sell	2.00	usdcad	1.04907	0.00000	0.00000	2013.11.12 02:57:55	1.04698	0.00	0.00	5.72	399.24
508031	2013.11.07 05:54:30	sell	3.00	gbpchf	1.46539	0.00000	0.00000	2013.11.12 14:29:05	1.46051	0.00	0.00	-38.21	1 592.40
508033	2013.11.07 05:54:40	sell	2.00	gbpchf	1.46539	0.00000	0.00000	2013.11.12 14:29:16	1.46069	0.00	0.00	-25.47	1 022.44
513812	2013.11.07 15:27:05	buy	2.00	gbpchf	1.47776	0.00000	0.00000	2013.11.12 14:29:21	1.46034	0.00	0.00	5.88	-3 790.46
513813	2013.11.07 15:27:08	sell	2.00	gbpchf	1.47749	0.00000	0.00000	2013.11.12 14:29:33	1.46049	0.00	0.00	-25.47	3 698.59
553433	2013.11.12 05:48:13	sell	3.00	usdcad	1.04828	0.00000	0.00000	2013.11.14 00:55:21	1.04517	0.00	0.00	17.20	892.68
553437	2013.11.12 05:48:22	buy	1.00	usdcad	1.04845	0.00000	0.00000	2013.11.14 00:55:28	1.04500	0.00	0.00	-14.15	-330.14
553439	2013.11.12 05:48:25	sell	1.00	usdcad	1.04828	0.00000	0.00000	2013.11.14 00:55:31	1.04524	0.00	0.00	5.73	290.84
552321	2013.11.12 03:34:40	sell	1.00	audnzd	1.13354	0.00000	0.00000	2013.11.14 05:10:52	1.12817	0.00	0.00	-2.65	445.45

PRO version Are you a developer? Try out the HTML to PDF API pdfcrowd.com

562181	2013.11.12 14:39:50	buy	1.00	chfjpy	108.428	0.000	0.000	2013.11.14 05:20:18	108.924	0.00	0.00	-6.85	497.73
594887	2013.11.14 05:20:21	buy	1.00	chfjpy	108.961	0.000	0.000	2013.11.15 16:54:33	109.597	0.00	0.00	-1.70	634.95
594774	2013.11.14 05:11:05	sell	1.00	audnzd	1.12794	0.00000	0.00000	2013.11.18 02:26:59	1.12273	0.00	0.00	-1.58	434.99
508010	2013.11.07 05:38:08	sell	3.00	usdcad	1.04207	0.00000	0.00000	2013.11.18 16:11:08	1.04193	0.00	0.00	37.84	40.31
508014	2013.11.07 05:38:28	sell	1.00	usdcad	1.04207	0.00000	0.00000	2013.11.18 16:11:12	1.04191	0.00	0.00	12.60	15.36
591504	2013.11.14 01:01:29	buy	1.00	usdcad	1.04551	0.00000	0.00000	2013.11.18 16:11:22	1.04180	0.00	0.00	-7.17	-356.11
591505	2013.11.14 01:01:32	sell	1.00	usdcad	1.04537	0.00000	0.00000	2013.11.18 16:11:27	1.04204	0.00	0.00	2.58	319.57
625190	2013.11.18 02:28:14	buy	2.00	audnzd	1.12265	0.00000	0.00000	2013.11.19 06:42:33	1.12718	0.00	0.00	-3.00	754.26
594775	2013.11.14 05:11:08	buy	1.00	audnzd	1.12822	0.00000	0.00000	2013.11.19 16:11:01	1.12944	0.00	0.00	-4.74	101.63
652499	2013.11.20 00:52:36	sell	3.00	chfjpy	109.914	0.000	0.000	2013.11.20 15:27:08	109.740	0.00	0.00	0.00	522.17
621449	2013.11.15 16:54:22	sell	3.00	chfjpy	109.597	0.000	0.000	2013.11.20 17:54:06	109.263	0.00	0.00	-8.99	1 003.07
625188	2013.11.18 02:27:15	sell	1.00	audnzd	1.12255	0.00000	0.00000	2013.11.20 19:19:29	1.12979	0.00	0.00	-1.84	-600.93
625189	2013.11.18 02:27:18	buy	1.00	audnzd	1.12273	0.00000	0.00000	2013.11.20 19:19:34	1.12956	0.00	0.00	-3.01	566.80
632220	2013.11.18 16:14:06	buy	1.00	chfjpy	109.727	0.000	0.000	2013.11.21 15:56:54	110.305	0.00	0.00	-8.00	572.94
621458	2013.11.15 16:54:53	buy	1.00	chfjpy	109.602	0.000	0.000	2013.11.22 03:37:45	110.687	0.00	0.00	-11.18	1 072.62
669676	2013.11.20 19:20:14	sell	1.00	audnzd	1.12948	0.00000	0.00000	2013.11.22 08:47:32	1.11898	0.00	0.00	-3.63	863.57
697634	2013.11.22 08:53:45	buy	3.00	audnzd	1.11918	0.00000	0.00000	2013.11.22 16:45:29	1.12535	0.00	0.00	0.00	1 506.23
694941	2013.11.22 03:22:39	buy	3.00	audnzd	1.12234	0.00000	0.00000	2013.11.22 16:45:39	1.12535	0.00	0.00	0.00	735.00
705846	2013.11.22 19:55:16	sell	5.00	chfjpy	111.602	0.000	0.000	2013.11.22 20:00:01	111.579	0.00	0.00	0.00	113.52
705948	2013.11.22 20:02:51	sell	5.00	chfjpy	111.577	0.000	0.000	2013.11.25 00:09:53	111.658	0.00	0.00	-4.94	-399.78
695002	2013.11.22 03:38:36	buy	1.00	chfjpy	110.720	0.000	0.000	2013.11.25 16:05:25	111.740	0.00	0.00	-1.58	1 001.81
707270	2013.11.25 00:01:56	buy	2.00	chfjpy	111.681	0.000	0.000	2013.11.25 16:36:37	111.626	0.00	0.00	0.00	-108.17
707271	2013.11.25 00:02:00	sell	2.00	chfjpy	111.568	0.000	0.000	2013.11.26 08:37:53	111.484	0.00	0.00	-1.97	165.42
705377	2013.11.22 19:04:09	buy	3.00	chfjpy	111.672	0.000	0.000	2013.11.26 09:37:46	111.556	0.00	0.00	-9.46	-343.03
562172	2013.11.12 14:39:35	sell	3.00	chfjpy	108.390	0.000	0.000	2013.11.27 11:06:06	112.372	0.00	0.00	-46.42	-11 739.85
											so: 78.9%/5629.9/7133.3		
594924	2013.11.14 05:21:30	sell	3.00	chfjpy	108.942	0.000	0.000	2013.11.27 11:20:43	112.391	0.00	0.00	-33.13	-10 168.14

PRO version Are you a developer? Try out the HTML to PDF API pdfcrowd.com

													so: 79.3%/5137.3/6480.4
685442	2013.11.21 15:47:38	sell	3.00	chfjpy	110.279	0.000	0.000	2013.11.27 11:31:18	112.425	0.00	0.00	-11.84	-6 324.60
													so: 79.8%/4646.2/5824.5
689305	2013.11.21 18:45:50	sell	3.00	chfjpy	110.348	0.000	0.000	2013.11.27 11:43:56	112.462	0.00	0.00	-11.84	-6 231.21
													so: 79.1%/4088.4/5168.6
694949	2013.11.22 03:24:29	sell	3.00	chfjpy	110.716	0.000	0.000	2013.11.27 11:44:37	112.502	0.00	0.00	-8.87	-5 264.66
													so: 79.4%/3582.8/4512.5
717220	2013.11.25 16:05:21	sell	5.00	chfjpy	111.740	0.000	0.000	2013.11.27 12:22:30	112.580	0.00	0.00	-9.86	-4 123.67
													so: 80.0%/3083.3/3855.8
752040	2013.11.27 18:56:32	buy	1.00	chfjpy	112.436	0.000	0.000	2013.11.27 18:58:45	112.405	0.00	0.00	0.00	-30.34
717228	2013.11.25 16:06:06	buy	1.00	chfjpy	111.757	0.000	0.000	2013.11.27 18:59:25	112.404	0.00	0.00	-3.15	633.20
752265	2013.11.27 19:10:19	buy	5.00	chfjpy	112.446	0.000	0.000	2013.11.28 01:01:25	112.597	0.00	0.00	-23.49	738.67
562182	2013.11.12 14:39:53	sell	1.00	chfjpy	108.406	0.000	0.000	2013.11.28 02:00:02	112.538	0.00	0.00	-18.42	-4 042.74
													so: 78.1%/3174.5/4062.9
594889	2013.11.14 05:20:24	sell	1.00	chfjpy	108.947	0.000	0.000	2013.11.28 02:00:11	112.537	0.00	0.00	-13.99	-3 512.42
													so: 79.5%/3056.8/3845.0
621460	2013.11.15 16:54:56	sell	1.00	chfjpy	109.584	0.000	0.000	2013.11.28 15:00:41	112.926	0.00	0.00	-12.89	-3 266.51
													so: 79.9%/2898.1/3626.2
632221	2013.11.18 16:14:10	sell	1.00	chfjpy	109.705	0.000	0.000	2013.11.28 15:01:07	112.953	0.00	0.00	-11.89	-3 174.91
													so: 79.8%/2720.2/3407.1
552320	2013.11.12 03:34:33	buy	2.00	audnzd	1.13393	0.00000	0.00000	2013.11.28 15:24:51	1.11627	0.00	0.00	-55.90	-2 879.96
													so: 79.1%/2521.4/3187.6
752267	2013.11.27 19:10:22	sell	5.00	chfjpy	112.427	0.000	0.000	2013.11.28 21:51:59	112.891	0.00	0.00	-14.68	-2 268.93
													so: 79.3%/724.3/913.3
695003	2013.11.22 03:38:40	sell	1.00	chfjpy	110.694	0.000	0.000	2013.11.28 21:52:00	112.894	0.00	0.00	-5.90	-2 151.57
													so: 38.8%/782.6/2014.8
765931	2013.11.28 18:45:50	buy	5.00	gbpaud	1.79730	0.00000	0.00000	2013.11.28 21:52:00	1.79319	0.00	0.00	0.00	-1 872.23
													so: 37.0%/828.3/2236.0

PRO version Are you a developer? Try out the HTML to PDF API pdfcrowd.com

752249	2013.11.27 19:08:21	sell	5.00	audnzd	1.11676	0.00000	0.00000	2013.11.28 21:52:04	1.12060	0.00	0.00	-13.44	-1 562.05
											so: 20.7%/801.8/3869.9		
552322	2013.11.12 03:34:43	buy	1.00	audnzd	1.13388	0.00000	0.00000	2013.11.28 21:52:02	1.11975	0.00	0.00	-27.97	-1 149.13
											so: 13.7%/783.0/5696.1		
764878	2013.11.28 16:20:58	sell	5.00	audusd	0.90889	0.00000	0.00000	2013.11.28 21:52:02	0.91136	0.00	0.00	0.00	-1 235.00
											so: 16.5%/789.6/4787.0		
669677	2013.11.20 19:20:16	buy	1.00	audnzd	1.12969	0.00000	0.00000	2013.11.28 21:52:03	1.11975	0.00	0.00	-14.77	-808.38
											so: 11.0%/819.8/7452.4		
717230	2013.11.25 16:06:09	sell	1.00	chfjpy	111.726	0.000	0.000	2013.11.28 21:52:03	112.893	0.00	0.00	-4.91	-1 141.31
											so: 12.2%/780.1/6419.6		
765856	2013.11.28 18:33:24	sell	5.00	audjpy	92.944	0.000	0.000	2013.11.28 21:52:03	93.178	0.00	0.00	0.00	-1 144.25
											so: 14.2%/785.0/5510.5		
765963	2013.11.28 18:49:44	sell	5.00	nzdchf	0.73538	0.00000	0.00000	2013.11.28 21:52:03	0.73707	0.00	0.00	0.00	-932.85
											so: 12.2%/810.1/6640.8		
764859	2013.11.28 16:19:54	sell	5.00	nzdusd	0.81222	0.00000	0.00000	2013.11.28 21:52:04	0.81357	0.00	0.00	0.00	-675.00
											so: 11.5%/833.6/7266.5		
765153	2013.11.28 16:52:02	sell	5.00	eurgbp	0.83169	0.00000	0.00000	2013.11.28 21:52:04	0.83249	0.00	0.00	0.00	-653.73
											so: 9.3%/755.3/8078.9		
765035	2013.11.28 16:35:51	sell	5.00	nzdcad	0.86017	0.00000	0.00000	2013.11.28 21:52:05	0.86147	0.00	0.00	0.00	-613.97
											so: 8.5%/847.1/9982.7		
765976	2013.11.28 18:53:12	buy	2.00	euraud	1.49610	0.00000	0.00000	2013.11.28 21:52:05	1.49263	0.00	0.00	0.00	-632.27
											so: 9.0%/845.8/9438.7		
752072	2013.11.27 18:59:48	sell	1.00	chfjpy	112.390	0.000	0.000	2013.11.28 21:52:06	112.894	0.00	0.00	-2.94	-492.90
											so: 8.1%/875.5/10795.2		
765882	2013.11.28 18:39:05	sell	5.00	cadjpy	96.518	0.000	0.000	2013.11.28 21:52:06	96.594	0.00	0.00	0.00	-371.64
											so: 8.1%/888.5/11016.3		
764825	2013.11.28 16:17:53	buy	5.00	usdjpy	102.298	0.000	0.000	2013.11.28 21:52:07	102.232	0.00	0.00	0.00	-322.80
											so: 7.9%/945.7/11960.5		

PRO version Are you a developer? Try out the HTML to PDF API pdfcrowd.com

765250	2013.11.28 17:00:42	buy	5.00	usdcad	1.05911	0.00000	0.00000	2013.11.28 21:52:07	1.05843	0.00	0.00	0.00	-321.23
											so: 7.4%/960.4/12960.5		
765051	2013.11.28 16:37:35	buy	5.00	usdchf	0.90615	0.00000	0.00000	2013.11.28 21:52:08	0.90568	0.00	0.00	0.00	-259.47
											so: 6.8%/945.7/13960.5		
765204	2013.11.28 16:58:45	sell	5.00	eurjpy	139.042	0.000	0.000	2013.11.28 21:52:09	139.095	0.00	0.00	0.00	-259.17
											so: 5.9%/939.5/15941.6		
765309	2013.11.28 17:04:50	buy	3.00	gbpjpy	167.157	0.000	0.000	2013.11.28 21:52:09	167.074	0.00	0.00	0.00	-243.57
											so: 6.2%/934.7/14960.5		
707499	2013.11.25 00:20:33	buy	5.00	audnzd	1.11992	0.00000	0.00000	2013.11.28 21:52:10	1.11974	0.00	0.00	-36.76	-73.20
											so: 5.2%/920.9/17667.5		
765817	2013.11.28 18:27:22	sell	1.00	audnzd	1.11945	0.00000	0.00000	2013.11.28 21:52:10	1.12049	0.00	0.00	0.00	-84.62
											so: 5.5%/961.0/17484.6		
765820	2013.11.28 18:28:06	sell	1.00	audnzd	1.11938	0.00000	0.00000	2013.11.28 21:52:10	1.12049	0.00	0.00	0.00	-90.31
											so: 5.3%/924.9/17301.8		
764544	2013.11.28 16:08:53	buy	5.00	chfjpy	112.873	0.000	0.000	2013.11.28 21:52:11	112.871	0.00	0.00	0.00	-9.78
											so: 5.8%/964.0/16750.9		
765826	2013.11.28 18:29:14	buy	1.00	chfjpy	112.857	0.000	0.000	2013.11.28 21:52:12	112.871	0.00	0.00	0.00	13.69
											so: 5.9%/925.9/15647.3		
765828	2013.11.28 18:29:44	buy	1.00	chfjpy	112.857	0.000	0.000	2013.11.28 21:52:12	112.871	0.00	0.00	0.00	13.69
											so: 6.0%/930.7/15426.6		
765052	2013.11.28 16:37:38	sell	5.00	usdchf	0.90603	0.00000	0.00000	2013.11.28 21:52:13	0.90587	0.00	0.00	0.00	88.31
											so: 6.6%/932.7/14224.6		
765310	2013.11.28 17:04:53	sell	3.00	gbpjpy	167.140	0.000	0.000	2013.11.28 21:52:13	167.101	0.00	0.00	0.00	114.42
											so: 6.1%/932.7/15205.8		
764826	2013.11.28 16:17:56	sell	5.00	usdjpy	102.284	0.000	0.000	2013.11.28 21:52:14	102.252	0.00	0.00	0.00	156.48
											so: 7.4%/904.8/12224.6		
765252	2013.11.28 17:00:45	sell	5.00	usdcad	1.05892	0.00000	0.00000	2013.11.28 21:52:14	1.05858	0.00	0.00	0.00	160.59
											so: 7.0%/924.3/13224.6		

PRO version Are you a developer? Try out the HTML to PDF API pdfcrowd.com

765880	2013.11.28 18:39:02	buy	5.00	cadjpy	96.536	0.000	0.000	2013.11.28 21:52:14	96.567	0.00	0.00	0.00	151.61
											so: 7.1%/865.6/12224.6		
765034	2013.11.28 16:35:48	buy	5.00	nzdcad	0.86051	0.00000	0.00000	2013.11.28 21:52:16	0.86087	0.00	0.00	0.00	170.06
											so: 8.4%/865.6/10280.5		
765189	2013.11.28 16:56:53	buy	5.00	eurjpy	139.035	0.000	0.000	2013.11.28 21:52:16	139.070	0.00	0.00	0.00	171.18
											so: 9.1%/865.6/9468.0		
764863	2013.11.28 16:19:57	buy	5.00	nzdusd	0.81239	0.00000	0.00000	2013.11.28 21:52:17	0.81328	0.00	0.00	0.00	445.00
											so: 12.4%/835.3/6748.0		
765155	2013.11.28 16:52:06	buy	5.00	eurgbp	0.83184	0.00000	0.00000	2013.11.28 21:52:17	0.83233	0.00	0.00	0.00	400.36
											so: 10.6%/862.7/8107.8		
752071	2013.11.27 18:59:45	buy	1.00	chfjpy	112.406	0.000	0.000	2013.11.28 21:52:18	112.867	0.00	0.00	-4.70	450.93
											so: 14.0%/833.2/5935.6		
765964	2013.11.28 18:49:47	buy	5.00	nzdchf	0.73562	0.00000	0.00000	2013.11.28 21:52:18	0.73653	0.00	0.00	0.00	502.38
											so: 14.6%/833.2/5715.6		
765975	2013.11.28 18:53:08	sell	2.00	euraud	1.49591	0.00000	0.00000	2013.11.28 21:52:19	1.49311	0.00	0.00	0.00	510.34
											so: 17.0%/833.2/4904.0		
752251	2013.11.27 19:08:25	buy	5.00	audnzd	1.11705	0.00000	0.00000	2013.11.28 21:52:20	1.11971	0.00	0.00	-22.00	1 081.62
											so: 32.8%/833.2/2541.8		
764880	2013.11.28 16:21:02	buy	5.00	audusd	0.90909	0.00000	0.00000	2013.11.28 21:52:20	0.91106	0.00	0.00	0.00	985.00
											so: 24.1%/833.2/3450.9		
765859	2013.11.28 18:33:27	buy	5.00	audjpy	92.960	0.000	0.000	2013.11.28 21:52:20	93.145	0.00	0.00	0.00	904.79
											so: 19.1%/833.2/4360.0		
765932	2013.11.28 18:45:54	sell	5.00	gbpaud	1.79708	0.00000	0.00000	2013.11.28 21:52:21	1.79377	0.00	0.00	0.00	1 508.25
											so: 51.0%/833.2/1633.9		
816121	2013.12.04 00:53:46	balance	Deposit.										39 955.85
834996	2013.12.04 21:25:08	sell	3.00	gbpjpy	167.259	0.000	0.000	2013.12.05 14:19:47	166.863	0.00	0.00	-27.26	1 164.21
850235	2013.12.05 16:00:57	buy	5.00	gbpaud	1.81426	0.00000	0.00000	2013.12.05 16:04:54	1.81516	0.00	0.00	0.00	405.24
834674	2013.12.04 20:58:14	sell	3.00	usdchf	0.90195	0.00000	0.00000	2013.12.05 17:25:16	0.89890	0.00	0.00	-18.95	1 017.91

PRO version Are you a developer? Try out the HTML to PDF API pdfcrowd.com

836592	2013.12.05 01:14:17	buy	3.00	eurjpy	139.113	0.000	0.000	2013.12.05 17:42:54	139.504	0.00	0.00	0.00	1 147.86
850068	2013.12.05 15:59:43	sell	5.00	gbpaud	1.81211	0.00000	0.00000	2013.12.05 17:57:18	1.80712	0.00	0.00	0.00	2 254.41
845862	2013.12.05 14:20:04	sell	3.00	gbpjpy	166.841	0.000	0.000	2013.12.05 18:20:58	166.148	0.00	0.00	0.00	2 039.73
854532	2013.12.05 17:57:29	sell	5.00	gbpaud	1.80685	0.00000	0.00000	2013.12.05 18:21:57	1.80201	0.00	0.00	0.00	2 189.35
835082	2013.12.04 21:38:58	sell	1.00	gbpjpy	167.384	0.000	0.000	2013.12.05 18:49:56	166.164	0.00	0.00	-9.09	1 198.26
846046	2013.12.05 14:33:43	sell	3.00	nzdusd	0.81920	0.00000	0.00000	2013.12.05 21:18:06	0.82173	0.00	0.00	0.00	-759.00
846048	2013.12.05 14:33:46	buy	3.00	nzdusd	0.81939	0.00000	0.00000	2013.12.05 21:18:11	0.82144	0.00	0.00	0.00	615.00
856276	2013.12.05 19:59:07	sell	5.00	cadchf	0.84290	0.00000	0.00000	2013.12.05 21:48:28	0.84175	0.00	0.00	0.00	641.60
834771	2013.12.04 21:02:55	sell	2.00	audusd	0.90241	0.00000	0.00000	2013.12.06 01:05:00	0.90647	0.00	0.00	-57.60	-812.00
834773	2013.12.04 21:02:58	buy	2.00	audusd	0.90258	0.00000	0.00000	2013.12.06 01:05:04	0.90629	0.00	0.00	37.60	742.00
853870	2013.12.05 17:25:33	sell	3.00	usdchf	0.89876	0.00000	0.00000	2013.12.06 01:07:39	0.89663	0.00	0.00	-6.36	712.67
835072	2013.12.04 21:38:08	buy	1.00	eurjpy	138.885	0.000	0.000	2013.12.06 03:38:00	139.164	0.00	0.00	-4.30	273.97
835074	2013.12.04 21:38:12	sell	1.00	eurjpy	138.871	0.000	0.000	2013.12.06 03:38:03	139.180	0.00	0.00	-5.09	-303.39
848510	2013.12.05 15:41:46	sell	3.00	audnzd	1.10264	0.00000	0.00000	2013.12.06 07:13:54	1.10472	0.00	0.00	-2.71	-511.24
848512	2013.12.05 15:41:49	buy	3.00	audnzd	1.10281	0.00000	0.00000	2013.12.06 07:13:58	1.10436	0.00	0.00	-4.44	380.89
860522	2013.12.06 08:57:13	sell	1.00	eurnok	8.41192	0.00000	0.00000	2013.12.06 08:58:29	8.41901	0.00	0.00	0.00	-115.00
860521	2013.12.06 08:57:10	buy	1.00	eurnok	8.41755	0.00000	0.00000	2013.12.06 08:58:36	8.41195	0.00	0.00	0.00	-90.91
866498	2013.12.06 15:42:49	buy	5.00	chfjpy	114.618	0.000	0.000	2013.12.06 15:46:42	114.648	0.00	0.00	0.00	145.81
866972	2013.12.06 15:52:22	buy	8.00	chfjpy	114.583	0.000	0.000	2013.12.06 15:53:05	114.593	0.00	0.00	0.00	77.81
866559	2013.12.06 15:44:27	sell	5.00	chfjpy	114.613	0.000	0.000	2013.12.06 15:53:28	114.597	0.00	0.00	0.00	77.84
860647	2013.12.06 09:04:56	buy	1.00	chfjpy	113.861	0.000	0.000	2013.12.06 15:54:28	114.578	0.00	0.00	0.00	697.90
834745	2013.12.04 21:00:46	buy	3.00	usdjpy	102.008	0.000	0.000	2013.12.06 15:56:35	102.698	0.00	0.00	-8.22	2 015.62
854219	2013.12.05 17:43:03	buy	3.00	eurjpy	139.519	0.000	0.000	2013.12.06 16:05:56	140.254	0.00	0.00	-3.24	2 152.16
866710	2013.12.06 15:46:47	buy	5.00	chfjpy	114.644	0.000	0.000	2013.12.06 16:18:06	114.696	0.00	0.00	0.00	253.29
869254	2013.12.06 16:53:06	buy	8.00	chfjpy	114.811	0.000	0.000	2013.12.06 16:57:25	114.846	0.00	0.00	0.00	272.23
869256	2013.12.06 16:53:18	buy	5.00	chfjpy	114.805	0.000	0.000	2013.12.06 16:57:31	114.847	0.00	0.00	0.00	204.15
867952	2013.12.06 16:06:00	buy	3.00	eurjpy	140.272	0.000	0.000	2013.12.06 17:07:26	140.614	0.00	0.00	0.00	998.09
871214	2013.12.06 18:37:35	buy	8.00	chfjpy	115.031	0.000	0.000	2013.12.06 18:38:59	115.075	0.00	0.00	0.00	342.58

PRO version Are you a developer? Try out the HTML to PDF API pdfcrowd.com

871232	2013.12.06 18:39:06	buy	8.00	chfjpy	115.099	0.000	0.000	2013.12.06 18:57:06	115.116	0.00	0.00	0.00	132.24
871517	2013.12.06 18:58:10	buy	8.00	chfjpy	115.131	0.000	0.000	2013.12.06 20:37:56	115.282	0.00	0.00	0.00	1 174.16
871778	2013.12.06 19:13:22	buy	8.00	chfjpy	115.072	0.000	0.000	2013.12.06 20:38:09	115.274	0.00	0.00	0.00	1 570.75
871779	2013.12.06 19:13:49	buy	8.00	chfjpy	115.088	0.000	0.000	2013.12.06 20:38:21	115.261	0.00	0.00	0.00	1 345.24
871781	2013.12.06 19:14:01	buy	5.00	chfjpy	115.086	0.000	0.000	2013.12.06 20:38:34	115.270	0.00	0.00	0.00	894.24
836609	2013.12.05 01:18:07	buy	3.00	gbpjpy	167.694	0.000	0.000	2013.12.06 20:41:28	168.166	0.00	0.00	1.77	1 375.91
835081	2013.12.04 21:38:55	buy	1.00	gbpjpy	167.404	0.000	0.000	2013.12.06 20:42:02	168.185	0.00	0.00	2.35	758.79
869638	2013.12.06 17:09:18	buy	3.00	eurjpy	140.602	0.000	0.000	2013.12.06 20:43:16	140.923	0.00	0.00	0.00	935.75
855124	2013.12.05 18:22:05	sell	5.00	gbpaud	1.80160	0.00000	0.00000	2013.12.06 20:45:42	1.79706	0.00	0.00	36.70	2 064.29
867161	2013.12.06 15:56:49	buy	3.00	usdjpy	102.715	0.000	0.000	2013.12.06 20:46:59	102.924	0.00	0.00	0.00	609.19
858299	2013.12.06 01:07:48	sell	3.00	usdchf	0.89644	0.00000	0.00000	2013.12.06 20:50:22	0.89305	0.00	0.00	0.00	1 138.79
857015	2013.12.05 21:48:34	sell	5.00	cadchf	0.84152	0.00000	0.00000	2013.12.06 20:53:05	0.83829	0.00	0.00	-21.75	1 808.25
872445	2013.12.06 21:26:41	buy	8.00	eurnok	8.43342	0.00000	0.00000	2013.12.06 22:19:18	8.42482	0.00	0.00	0.00	-1 118.62
872411	2013.12.06 21:19:07	buy	5.00	usdzar	10.34315	0.00000	0.00000	2013.12.06 22:47:28	10.34339	0.00	0.00	0.00	11.60
872375	2013.12.06 20:50:26	sell	3.00	usdchf	0.89289	0.00000	0.00000	2013.12.09 08:52:47	0.89281	0.00	0.00	-6.39	26.88
872315	2013.12.06 20:38:02	buy	8.00	chfjpy	115.296	0.000	0.000	2013.12.09 08:59:03	115.416	0.00	0.00	-12.44	931.65
872323	2013.12.06 20:38:13	buy	8.00	chfjpy	115.280	0.000	0.000	2013.12.09 08:59:08	115.411	0.00	0.00	-12.44	1 017.04
872325	2013.12.06 20:38:25	buy	8.00	chfjpy	115.293	0.000	0.000	2013.12.09 08:59:13	115.414	0.00	0.00	-12.44	939.40
872329	2013.12.06 20:38:41	buy	5.00	chfjpy	115.280	0.000	0.000	2013.12.09 08:59:20	115.408	0.00	0.00	-7.78	621.08
871782	2013.12.06 19:14:07	buy	1.00	chfjpy	115.085	0.000	0.000	2013.12.09 08:59:27	115.412	0.00	0.00	-1.56	317.34
872344	2013.12.06 20:41:41	buy	3.00	gbpjpy	168.197	0.000	0.000	2013.12.09 09:01:03	168.490	0.00	0.00	1.75	853.15
872349	2013.12.06 20:42:09	buy	1.00	gbpjpy	168.197	0.000	0.000	2013.12.09 09:01:09	168.506	0.00	0.00	0.58	299.89
872482	2013.12.06 21:43:44	sell	8.00	eurchf	1.22228	0.00000	0.00000	2013.12.09 09:01:41	1.22315	0.00	0.00	-15.25	-779.41
872483	2013.12.06 21:43:47	buy	8.00	eurchf	1.22250	0.00000	0.00000	2013.12.09 09:01:44	1.22300	0.00	0.00	-6.28	447.99
872365	2013.12.06 20:47:07	buy	3.00	usdjpy	102.938	0.000	0.000	2013.12.09 09:02:11	103.039	0.00	0.00	-2.04	294.06
872355	2013.12.06 20:43:39	buy	3.00	eurjpy	140.943	0.000	0.000	2013.12.09 09:03:12	141.154	0.00	0.00	-3.21	614.33
872386	2013.12.06 20:53:12	sell	5.00	cadchf	0.83797	0.00000	0.00000	2013.12.09 17:47:44	0.83656	0.00	0.00	-21.87	790.32
860430	2013.12.06 08:42:03	buy	1.00	audchf	0.81226	0.00000	0.00000	2013.12.09 17:57:18	0.81057	0.00	0.00	5.27	-189.51

PRO version Are you a developer? Try out the HTML to PDF API pdfcrowd.com

860429	2013.12.06 08:42:00	sell	1.00	audchf	0.91203	0.00000	0.00000	2013.12.09 17:57:24	0.91081	0.00	0.00	-8.41	136.78
877577	2013.12.09 09:02:18	buy	3.00	usdjpy	103.053	0.000	0.000	2013.12.09 18:42:33	103.181	0.00	0.00	0.00	372.16
884533	2013.12.09 18:26:43	buy	8.00	chfjpy	115.696	0.000	0.000	2013.12.09 18:50:08	115.772	0.00	0.00	0.00	589.08
884523	2013.12.09 18:26:23	buy	5.00	chfjpy	115.708	0.000	0.000	2013.12.09 18:50:13	115.770	0.00	0.00	0.00	300.35
884520	2013.12.09 18:26:12	buy	8.00	chfjpy	115.711	0.000	0.000	2013.12.09 18:50:18	115.769	0.00	0.00	0.00	449.55
884510	2013.12.09 18:26:03	buy	8.00	chfjpy	115.706	0.000	0.000	2013.12.09 18:50:23	115.776	0.00	0.00	0.00	542.54
866941	2013.12.06 15:51:27	sell	8.00	chfjpy	114.524	0.000	0.000	2013.12.09 18:57:09	115.799	0.00	0.00	-7.78	-9 879.89
											so: 79.4%/8228.3/10360.6		
860643	2013.12.06 09:04:46	sell	5.00	chfjpy	113.840	0.000	0.000	2013.12.09 19:01:59	115.820	0.00	0.00	-4.86	-9 593.30
											so: 80.0%/6862.5/8578.4		
885181	2013.12.09 19:05:10	buy	8.00	chfjpy	115.788	0.000	0.000	2013.12.09 19:56:22	115.795	0.00	0.00	0.00	54.25
885185	2013.12.09 19:05:18	buy	8.00	chfjpy	115.792	0.000	0.000	2013.12.09 19:56:28	115.793	0.00	0.00	0.00	7.75
885186	2013.12.09 19:05:22	buy	8.00	chfjpy	115.780	0.000	0.000	2013.12.09 19:56:32	115.794	0.00	0.00	0.00	108.50
885188	2013.12.09 19:05:29	buy	5.00	chfjpy	115.775	0.000	0.000	2013.12.09 19:56:35	115.793	0.00	0.00	0.00	87.19
885622	2013.12.09 20:02:54	buy	8.00	chfjpy	115.858	0.000	0.000	2013.12.09 20:27:14	115.882	0.00	0.00	0.00	185.90
885623	2013.12.09 20:02:58	buy	8.00	chfjpy	115.863	0.000	0.000	2013.12.09 20:27:18	115.883	0.00	0.00	0.00	154.91
885624	2013.12.09 20:03:01	buy	8.00	chfjpy	115.863	0.000	0.000	2013.12.09 20:27:23	115.879	0.00	0.00	0.00	123.93
885627	2013.12.09 20:03:06	buy	5.00	chfjpy	115.862	0.000	0.000	2013.12.09 20:27:31	115.878	0.00	0.00	0.00	77.46
855117	2013.12.05 18:21:04	sell	3.00	gbpjpy	166.149	0.000	0.000	2013.12.09 20:35:14	169.554	0.00	0.00	-18.18	-9 890.68
											so: 79.8%/4829.2/6048.7		
835008	2013.12.04 21:28:00	sell	3.00	eurjpy	138.814	0.000	0.000	2013.12.09 20:35:35	141.787	0.00	0.00	-19.05	-8 635.91
											so: 79.4%/4026.5/5070.6		
871031	2013.12.06 18:27:12	sell	8.00	chfjpy	114.905	0.000	0.000	2013.12.09 20:35:35	115.982	0.00	0.00	-7.78	-8 342.37
											so: 69.9%/4122.4/5894.2		
871211	2013.12.06 18:37:20	sell	8.00	chfjpy	114.999	0.000	0.000	2013.12.09 20:36:38	116.064	0.00	0.00	-7.78	-8 252.45
											so: 79.9%/3280.1/4104.1		
885217	2013.12.09 19:07:04	buy	3.00	eurjpy	141.669	0.000	0.000	2013.12.09 20:42:55	141.928	0.00	0.00	0.00	752.21
885236	2013.12.09 19:11:05	sell	3.00	usdchf	0.89151	0.00000	0.00000	2013.12.09 20:47:01	0.89023	0.00	0.00	0.00	431.35

PRO version Are you a developer? Try out the HTML to PDF API pdfcrowd.com

834675	2013.12.04 20:58:17	buy	3.00	usdchf	0.90210	0.00000	0.00000	2013.12.09 20:47:38	0.89029	0.00	0.00	-8.34	-3 979.60
834743	2013.12.04 21:00:41	sell	3.00	usdjpy	101.982	0.000	0.000	2013.12.09 20:47:41	103.289	0.00	0.00	-23.45	-3 796.14
851083	2013.12.05 16:08:03	buy	5.00	gbpaud	1.81394	0.00000	0.00000	2013.12.09 20:47:45	1.80421	0.00	0.00	-100.80	-4 427.64
856279	2013.12.05 19:59:10	buy	5.00	cadchf	0.84321	0.00000	0.00000	2013.12.09 20:47:45	0.83645	0.00	0.00	16.77	-3 796.65
											so: 74.3%/3381.2/4548.8		
855865	2013.12.05 18:50:05	sell	1.00	gbpjpy	166.145	0.000	0.000	2013.12.09 20:47:49	169.617	0.00	0.00	-6.06	-3 361.64
860649	2013.12.06 09:04:59	sell	1.00	chfjpy	113.847	0.000	0.000	2013.12.09 20:47:52	116.009	0.00	0.00	-0.97	-2 093.26
872362	2013.12.06 20:45:49	sell	5.00	gbpaud	1.79685	0.00000	0.00000	2013.12.09 20:47:55	1.80452	0.00	0.00	36.86	-3 490.73
884710	2013.12.09 18:42:39	buy	3.00	usdjpy	103.193	0.000	0.000	2013.12.09 20:48:00	103.270	0.00	0.00	0.00	223.69
886161	2013.12.09 20:40:47	buy	7.00	chfjpy	116.065	0.000	0.000	2013.12.09 20:48:05	115.984	0.00	0.00	0.00	-549.04
886164	2013.12.09 20:40:54	sell	7.00	chfjpy	116.040	0.000	0.000	2013.12.09 20:48:10	116.008	0.00	0.00	0.00	216.88
886194	2013.12.09 20:43:32	buy	3.00	eurjpy	141.921	0.000	0.000	2013.12.09 20:48:14	141.875	0.00	0.00	0.00	-133.63
888441	2013.12.10 01:34:45	sell	1.00	usdchf	0.89044	0.00000	0.00000	2013.12.10 04:47:36	0.88923	0.00	0.00	0.00	136.07
886602	2013.12.09 21:39:08	buy	1.00	usdjpy	103.262	0.000	0.000	2013.12.10 04:53:06	103.222	0.00	0.00	-0.68	-38.75
886603	2013.12.09 21:39:12	sell	1.00	usdjpy	103.240	0.000	0.000	2013.12.10 04:53:10	103.235	0.00	0.00	-1.55	4.84
886595	2013.12.09 21:35:35	sell	0.05	chfjpy	115.942	0.000	0.000	2013.12.10 04:53:42	116.092	0.00	0.00	-0.05	-7.27
886594	2013.12.09 21:35:32	buy	0.05	chfjpy	115.961	0.000	0.000	2013.12.10 04:53:55	116.066	0.00	0.00	-0.08	5.08
891220	2013.12.10 07:30:52	buy	1.00	gbpusd	1.64621	0.00000	0.00000	2013.12.10 07:33:17	1.64594	0.00	0.00	0.00	-27.00
888449	2013.12.10 01:37:36	buy	1.00	eurjpy	141.919	0.000	0.000	2013.12.10 07:34:38	142.045	0.00	0.00	0.00	122.02
888423	2013.12.10 01:30:20	buy	1.00	chfjpy	116.043	0.000	0.000	2013.12.10 22:18:43	115.831	0.00	0.00	0.00	-206.26
886593	2013.12.09 21:35:26	sell	1.00	chfjpy	115.939	0.000	0.000	2013.12.10 22:18:48	115.854	0.00	0.00	-0.97	82.69
903194	2013.12.10 22:01:51	sell	1.00	eurchf	1.22097	1.22450	1.21597	2013.12.10 23:11:41	1.22150	0.00	0.00	0.00	-59.73
903196	2013.12.10 22:01:54	buy	1.00	eurchf	1.22113	0.00000	0.00000	2013.12.10 23:11:45	1.22131	0.00	0.00	0.00	20.29
903617	2013.12.10 23:00:42	sell	1.00	gbpjpy	168.983	169.250	168.400	2013.12.11 00:57:34	169.260	0.00	0.00	-3.01	-269.17
													[sl]
905185	2013.12.11 02:56:49	sell	1.00	gbpjpy	169.178	0.000	168.550	2013.12.11 03:12:29	169.038	0.00	0.00	0.00	136.13
903444	2013.12.10 22:29:46	buy	1.00	nzdjpy	85.473	84.950	85.850	2013.12.11 05:48:47	84.949	0.00	0.00	4.47	-510.70
													[sl]

PRO version Are you a developer? Try out the HTML to PDF API pdfcrowd.com

903534	2013.12.10 22:40:32	sell	1.00	nzdjpy	85.445	0.000	0.000	2013.12.11 07:18:01	85.082	0.00	0.00	-6.81	353.26
906825	2013.12.11 07:19:54	sell	1.00	gbpjpy	168.906	0.000	0.000	2013.12.11 08:00:37	168.876	0.00	0.00	0.00	29.19
905441	2013.12.11 03:12:35	sell	1.00	gbpjpy	169.014	0.000	0.000	2013.12.11 08:00:44	168.885	0.00	0.00	0.00	125.53
903399	2013.12.10 22:15:19	buy	1.00	gbpjpy	169.070	0.000	169.270	2013.12.11 08:00:49	168.864	0.00	0.00	0.58	-200.50
906849	2013.12.11 07:23:44	buy	1.00	chfjpy	115.811	0.000	116.011	2013.12.11 08:20:56	115.732	0.00	0.00	0.00	-76.91
906939	2013.12.11 07:37:46	sell	1.00	usdjpy	102.746	0.000	0.000	2013.12.11 08:21:00	102.732	0.00	0.00	0.00	13.63
906844	2013.12.11 07:22:59	sell	1.00	chfjpy	115.769	0.000	0.000	2013.12.11 08:21:23	115.736	0.00	0.00	0.00	32.12
890478	2013.12.10 04:47:40	sell	1.00	usdchf	0.88908	0.89200	0.88700	2013.12.11 09:31:26	0.88699	0.00	0.00	-2.14	235.63
													[tp]
913367	2013.12.11 15:28:01	sell	1.00	usdchf	0.88752	0.00000	0.88600	2013.12.11 16:12:04	0.88600	0.00	0.00	0.00	171.56
													[tp]
917314	2013.12.11 18:03:09	buy	1.00	usdjpy	102.491	0.000	102.490	2013.12.11 18:39:35	102.378	0.00	0.00	0.00	-110.38
919328	2013.12.11 21:37:48	buy	1.00	usdjpy	102.557	0.000	102.800	2013.12.11 22:30:06	102.470	0.00	0.00	0.00	-84.90
907428	2013.12.11 08:50:13	buy	1.00	eurchf	1.22157	0.00000	0.00000	2013.12.11 23:15:22	1.22223	0.00	0.00	0.00	74.45
907429	2013.12.11 08:50:20	sell	1.00	eurchf	1.22145	0.00000	1.21950	2013.12.11 23:15:26	1.22248	0.00	0.00	0.00	-116.15
912839	2013.12.11 14:59:48	buy	1.00	eurchf	1.22204	0.00000	0.00000	2013.12.11 23:15:34	1.22231	0.00	0.00	0.00	30.45
921609	2013.12.12 01:01:37	sell	1.00	audusd	0.90355	0.00000	0.90302	2013.12.12 01:08:07	0.90414	0.00	0.00	0.00	-59.00
921377	2013.12.12 00:40:47	buy	1.00	audusd	0.90402	0.00000	0.00000	2013.12.12 02:31:40	0.90715	0.00	0.00	0.00	313.00
922472	2013.12.12 02:34:05	buy	1.00	usdjpy	102.526	0.000	102.720	2013.12.12 02:43:37	102.626	0.00	0.00	0.00	97.44
923082	2013.12.12 03:00:16	sell	1.00	audusd	0.90264	0.00000	0.90100	2013.12.12 03:04:42	0.90372	0.00	0.00	0.00	-108.00
923086	2013.12.12 03:00:23	buy	1.00	audusd	0.90294	0.00000	0.00000	2013.12.12 03:04:46	0.90353	0.00	0.00	0.00	59.00
922835	2013.12.12 02:52:25	buy	1.00	usdchf	0.88723	0.00000	0.00000	2013.12.12 03:10:37	0.88704	0.00	0.00	0.00	-21.42
923266	2013.12.12 03:12:57	buy	1.00	usdjpy	102.565	0.000	102.765	2013.12.12 04:13:45	102.641	0.00	0.00	0.00	74.04
923425	2013.12.12 03:27:57	sell	1.00	audusd	0.90262	0.00000	0.89900	2013.12.12 04:15:59	0.90257	0.00	0.00	0.00	5.00
923427	2013.12.12 03:28:02	sell	1.00	audusd	0.90263	0.00000	0.89900	2013.12.12 04:16:02	0.90257	0.00	0.00	0.00	6.00
914200	2013.12.11 16:14:08	sell	1.00	usdchf	0.88594	0.00000	0.88508	2013.12.12 13:39:42	0.88507	0.00	0.00	-6.43	98.30
													[tp]
906940	2013.12.11 07:37:51	buy	1.00	usdjpy	102.759	0.000	102.950	2013.12.12 15:32:30	102.952	0.00	0.00	-2.05	187.47

PRO version Are you a developer? Try out the HTML to PDF API pdfcrowd.com

[tp]

931364	2013.12.12 14:47:17	buy	1.00	usdjpy	102.756	0.000	0.000	2013.12.12 15:37:58	102.914	0.00	0.00	0.00	153.53
933417	2013.12.12 15:41:43	sell	1.00	audusd	0.89679	0.00000	0.00000	2013.12.12 15:52:48	0.89820	0.00	0.00	0.00	-141.00
933428	2013.12.12 15:41:46	sell	1.00	audusd	0.89666	0.00000	0.00000	2013.12.12 15:52:57	0.89822	0.00	0.00	0.00	-156.00
920620	2013.12.11 23:13:58	buy	1.00	audusd	0.90578	0.00000	0.00000	2013.12.12 16:01:47	0.89668	0.00	0.00	14.10	-910.00
										so: 79.8%/575.6/721.3			
923158	2013.12.12 03:04:51	buy	1.00	audusd	0.90367	0.00000	0.00000	2013.12.12 16:08:52	0.89620	0.00	0.00	0.00	-747.00
										so: 79.9%/431.7/540.2			
917224	2013.12.11 17:58:22	sell	1.00	usdjpy	102.460	0.000	0.000	2013.12.12 16:09:04	102.919	0.00	0.00	-4.69	-445.98
										so: 77.9%/280.1/359.4			
933239	2013.12.12 15:38:15	buy	1.00	audusd	0.89847	0.00000	0.00000	2013.12.12 16:09:04	0.89544	0.00	0.00	0.00	-303.00
										so: 76.3%/289.8/379.7			
933246	2013.12.12 15:38:30	buy	1.00	audusd	0.89864	0.00000	0.00000	2013.12.12 16:09:04	0.89545	0.00	0.00	0.00	-319.00
										so: 49.2%/275.0/559.4			
886707	2013.12.09 21:58:45	buy	1.00	usdchf	0.89063	0.00000	0.00000	2013.12.12 16:39:15	0.88766	0.00	0.00	-2.81	-334.59
										so: 76.6%/297.1/387.8			
907243	2013.12.11 08:21:50	sell	1.00	usdjpy	102.710	0.000	0.000	2013.12.12 16:39:15	102.895	0.00	0.00	-4.69	-179.79
										so: 50.9%/299.2/587.8			
933211	2013.12.12 15:37:19	buy	1.00	usdjpy	102.950	0.000	0.000	2013.12.12 16:39:15	102.882	0.00	0.00	0.00	-66.10
										so: 51.1%/300.2/587.8			
933281	2013.12.12 15:39:42	sell	1.00	usdchf	0.88712	0.00000	0.00000	2013.12.12 16:39:15	0.88783	0.00	0.00	0.00	-79.97
										so: 38.1%/300.2/787.8			
935108	2013.12.12 16:24:25	sell	1.00	usdjpy	102.948	0.000	0.000	2013.12.12 16:39:15	102.896	0.00	0.00	0.00	50.54
933214	2013.12.12 15:37:23	buy	1.00	usdjpy	102.950	0.000	0.000	2013.12.12 16:39:16	102.882	0.00	0.00	0.00	-66.10
										so: 77.4%/300.2/387.8			
935429	2013.12.12 16:35:26	buy	1.00	audusd	0.89410	0.00000	0.00000	2013.12.12 17:05:54	0.89262	0.00	0.00	0.00	-148.00
										so: 79.4%/149.0/187.8			
935411	2013.12.12 16:34:21	buy	0.05	audusd	0.89434	0.00000	0.00000	2013.12.12 17:54:17	0.89314	0.00	0.00	0.00	-6.00

PRO version Are you a developer? Try out the HTML to PDF API pdfcrowd.com

1024217	2013.12.19 02:01:11	balance	Deposit.										14 961.15
1055578	2013.12.20 17:55:29	sell	2.00	audnzd	1.08692	0.00000	1.08300	2013.12.20 19:21:49	1.08601	0.00	0.00	0.00	149.47
1054390	2013.12.20 17:17:45	sell	2.00	eurcad	1.46505	1.48000	0.00000	2013.12.23 00:27:08	1.45511	0.00	0.00	5.64	1 867.69
1055575	2013.12.20 17:55:25	buy	2.00	audnzd	1.08720	1.06750	0.00000	2013.12.23 16:54:54	1.08982	0.00	0.00	-2.95	429.32
1085961	2013.12.26 14:31:15	sell	2.00	audusd	0.88877	0.00000	0.88680	2013.12.26 17:31:24	0.88799	0.00	0.00	0.00	156.00
1107838	2013.12.27 21:15:29	sell	3.00	gbpjpy	173.166	0.000	0.000	2013.12.27 21:21:04	173.131	0.00	0.00	0.00	99.87
1107435	2013.12.27 20:54:56	sell	2.00	audusd	0.88724	0.00000	0.88550	2013.12.27 23:16:00	0.88685	0.00	0.00	0.00	78.00
1108048	2013.12.27 21:25:03	buy	3.00	gbpjpy	173.186	0.000	173.500	2013.12.30 00:00:52	173.326	0.00	0.00	2.85	399.27
1103672	2013.12.27 16:19:29	buy	3.00	usdjpy	105.010	0.000	105.250	2013.12.30 00:00:56	105.187	0.00	0.00	-1.43	504.82
1103408	2013.12.27 16:04:47	buy	3.00	gbpjpy	173.413	0.000	173.900	2013.12.30 01:11:49	173.704	0.00	0.00	2.85	828.69
1108836	2013.12.30 00:01:14	buy	3.00	usdjpy	105.219	0.000	105.400	2013.12.30 03:20:54	105.397	0.00	0.00	0.00	506.66
													[tp]
1109627	2013.12.30 01:20:52	sell	2.00	audusd	0.88495	0.00000	0.88499	2013.12.30 18:58:56	0.89218	0.00	0.00	0.00	-1 446.00
1057949	2013.12.20 19:36:34	buy	2.00	audusd	0.89167	0.00000	0.89800	2013.12.30 18:59:02	0.89205	0.00	0.00	83.20	76.00
1103705	2013.12.27 16:21:15	buy	3.00	audchf	0.79002	0.00000	0.80000	2013.12.30 19:10:48	0.79064	0.00	0.00	17.16	209.79
1109089	2013.12.30 00:21:01	sell	3.00	audchf	0.78798	0.00000	0.78800	2013.12.31 00:06:35	0.79056	0.00	0.00	-25.69	-871.61
1109588	2013.12.30 01:11:55	buy	3.00	gbpjpy	173.737	0.000	173.800	2013.12.31 11:04:30	173.796	0.00	0.00	2.85	168.43
													[tp]
1123064	2013.12.30 23:57:22	buy	3.00	audchf	0.79095	0.00000	0.80900	2013.12.31 14:24:05	0.79586	0.00	0.00	17.24	1 653.54
1124831	2013.12.31 04:53:16	buy	3.00	usdchf	0.88800	0.00000	0.00000	2013.12.31 14:24:11	0.89081	0.00	0.00	0.00	946.33
1129751	2013.12.31 14:33:40	buy	3.00	gbpjpy	173.665	0.000	174.300	2013.12.31 14:38:19	173.576	0.00	0.00	0.00	-254.25
1129752	2013.12.31 14:33:44	sell	3.00	gbpjpy	173.651	0.000	172.950	2013.12.31 14:44:13	173.543	0.00	0.00	0.00	308.64
1129708	2013.12.31 14:29:22	buy	3.00	usdjpy	105.003	0.000	105.200	2013.12.31 18:32:29	105.198	0.00	0.00	0.00	556.09
													[tp]
1133933	2013.12.31 20:03:58	buy	3.00	gbpjpy	174.414	0.000	174.800	2014.01.02 01:08:23	174.806	0.00	0.00	11.40	1 116.20
													[tp]
1129782	2013.12.31 14:37:46	buy	3.00	usdchf	0.89092	0.00000	0.90000	2014.01.02 03:59:05	0.89117	0.00	0.00	-6.73	84.16
1133934	2013.12.31 20:04:01	sell	3.00	gbpjpy	174.387	0.000	173.400	2014.01.02 15:42:37	173.390	0.00	0.00	-38.77	2 840.35

PRO version Are you a developer? Try out the HTML to PDF API pdfcrowd.com

													[tp]
1059764	2013.12.23 00:27:29	buy	3.00	audchf	0.80000	0.77900	0.80500	2014.01.02 17:20:38	0.80388	0.00	0.00	205.62	1 292.06
1136674	2014.01.02 04:13:01	sell	2.00	usdchf	0.89137	0.00000	0.88650	2014.01.02 17:20:51	0.90115	0.00	0.00	0.00	-2 170.56
1136673	2014.01.02 04:12:58	buy	2.00	usdchf	0.89155	0.00000	0.00000	2014.01.02 17:20:57	0.90096	0.00	0.00	0.00	2 088.88
1136653	2014.01.02 04:04:23	sell	3.00	audchf	0.79351	0.00000	0.78900	2014.01.02 17:21:39	0.80413	0.00	0.00	0.00	-3 536.27
1088200	2013.12.26 17:56:08	sell	3.00	gbpjpy	172.057	0.000	172.000	2014.01.02 17:23:59	172.193	0.00	0.00	-67.90	-389.47
1150761	2014.01.02 18:30:03	sell	3.00	chfjpy	116.461	0.000	115.500	2014.01.03 13:29:11	115.936	0.00	0.00	-2.86	1 507.55
1150285	2014.01.02 18:05:22	buy	4.00	usdjpy	105.009	0.000	105.400	2014.01.03 13:29:17	104.453	0.00	0.00	-1.91	-2 129.19
1150286	2014.01.02 18:05:27	sell	4.00	usdjpy	104.992	0.000	0.000	2014.01.03 13:29:21	104.465	0.00	0.00	-6.49	2 017.90
1088434	2013.12.26 18:13:01	sell	3.00	usdjpy	104.718	0.000	103.700	2014.01.03 13:29:28	104.465	0.00	0.00	-38.81	726.56
1175251	2014.01.06 05:21:34	balance	Withdraw al.										-5 000.00
1195201	2014.01.07 06:23:33	sell	3.00	audnzd	1.08072	0.00000	1.07800	2014.01.07 11:32:20	1.07800	0.00	0.00	0.00	675.32
													[tp]
1195077	2014.01.07 06:09:40	sell	3.00	audusd	0.89299	0.00000	0.89000	2014.01.07 17:08:26	0.89000	0.00	0.00	0.00	897.00
													[tp]
1215917	2014.01.08 02:33:14	buy	3.00	usdjpy	104.742	0.000	105.000	2014.01.08 09:16:43	104.999	0.00	0.00	0.00	734.29
													[tp]
1265588	2014.01.09 20:07:55	buy	3.00	usdjpy	104.736	0.000	105.200	2014.01.10 14:39:02	105.012	0.00	0.00	-1.43	788.48
1195076	2014.01.07 06:09:25	buy	3.00	audusd	0.89312	0.00000	0.00000	2014.01.10 17:25:00	0.89757	0.00	0.00	78.00	1 335.00
1195248	2014.01.07 06:26:50	sell	3.00	usdjpy	104.423	0.000	103.500	2014.01.10 18:47:46	104.024	0.00	0.00	-24.33	1 150.70
1281427	2014.01.10 14:40:39	buy	2.00	usdjpy	105.030	0.000	105.400	2014.01.10 18:47:50	104.011	0.00	0.00	0.00	-1 959.41
1281430	2014.01.10 14:40:44	sell	2.00	usdjpy	105.016	0.000	0.000	2014.01.10 18:47:54	104.023	0.00	0.00	0.00	1 909.19
1195200	2014.01.07 06:23:30	buy	3.00	audnzd	1.08101	0.00000	1.09000	2014.01.10 18:48:52	1.08363	0.00	0.00	-22.32	651.12
1306762	2014.01.13 07:07:04	buy	3.00	audusd	0.90310	0.00000	0.91500	2014.01.13 13:01:18	0.90640	0.00	0.00	0.00	990.00
1306763	2014.01.13 07:07:10	buy	3.00	audusd	0.90309	0.00000	0.91500	2014.01.13 13:01:22	0.90617	0.00	0.00	0.00	924.00
1298879	2014.01.10 23:37:21	buy	2.00	audusd	0.89930	0.00000	0.00000	2014.01.13 13:02:49	0.90634	0.00	0.00	10.40	1 408.00
1306900	2014.01.13 07:34:14	sell	3.00	audusd	0.90265	0.00000	0.90000	2014.01.14 13:15:56	0.90001	0.00	0.00	-22.80	792.00
													[tp]

PRO version Are you a developer? Try out the HTML to PDF API pdfcrowd.com

1298881	2014.01.10 23:37:25	sell	2.00	audusd	0.89915	0.00000	0.89800	2014.01.14 15:31:18	0.89878	0.00	0.00	-30.40	74.00
1294181	2014.01.10 17:25:13	sell	3.00	audusd	0.89768	0.00000	0.89700	2014.01.14 16:52:45	0.89754	0.00	0.00	-45.60	42.00
1281830	2014.01.10 14:59:51	sell	3.00	audusd	0.88982	0.00000	0.89200	2014.01.15 00:54:54	0.89536	0.00	0.00	-68.40	-1 662.00
1357650	2014.01.14 15:45:06	sell	3.00	gbpusd	1.64396	0.00000	1.63350	2014.01.15 15:35:05	1.63384	0.00	0.00	-6.90	3 036.00
													[tp]
1313432	2014.01.13 12:58:46	buy	3.00	audusd	0.90670	0.00000	0.91500	2014.01.16 10:15:47	0.87905	0.00	0.00	78.00	-8 295.00
													so: 79.7%/2158.7/2707.2
1328992	2014.01.13 20:18:47	buy	3.00	audusd	0.90630	0.00000	0.91500	2014.01.16 10:17:00	0.87854	0.00	0.00	78.00	-8 328.00
													so: 79.5%/1718.9/2163.2
1407546	2014.01.16 14:25:27	sell	3.00	audusd	0.87834	0.00000	0.00000	2014.01.16 14:31:33	0.87842	0.00	0.00	0.00	-24.00
1408171	2014.01.16 15:02:14	sell	3.00	gbpusd	1.63324	0.00000	1.62400	2014.01.16 15:07:39	1.63377	0.00	0.00	0.00	-159.00
1328814	2014.01.13 20:10:56	buy	3.00	audnzd	1.08273	0.00000	1.09100	2014.01.16 15:29:59	1.05777	0.00	0.00	-22.55	-6 216.08
													so: 77.0%/1086.3/1410.8
1357780	2014.01.14 15:48:31	buy	3.00	audnzd	1.06929	0.00000	1.09100	2014.01.17 00:03:18	1.05570	0.00	0.00	-22.54	-3 403.89
													so: 78.2%/677.9/867.1
1408443	2014.01.16 15:15:41	sell	1.00	gbpusd	1.63364	0.00000	1.62500	2014.01.17 03:59:05	1.63345	0.00	0.00	-2.30	19.00
1423134	2014.01.17 05:07:32	buy	1.00	gbpusd	1.63366	0.00000	1.64000	2014.01.17 11:30:06	1.63995	0.00	0.00	0.00	629.00
													[tp]
1371529	2014.01.15 05:23:44	buy	3.00	audusd	0.89216	0.00000	0.00000	2014.01.17 15:29:59	0.87824	0.00	0.00	62.40	-4 176.00
													so: 68.0%/222.2/326.7
1408258	2014.01.16 15:08:44	sell	3.00	gbpjpy	170.911	0.000	0.000	2014.01.17 15:29:59	171.716	0.00	0.00	-9.78	-2 312.99
													so: 27.1%/231.2/853.6
1423135	2014.01.17 05:07:35	sell	1.00	gbpusd	1.63347	0.00000	0.00000	2014.01.17 15:29:59	1.64486	0.00	0.00	0.00	-1 139.00
													so: 12.6%/231.6/1833.9
1407574	2014.01.16 14:29:32	sell	3.00	audusd	0.87816	0.00000	0.87300	2014.01.17 15:30:00	0.87894	0.00	0.00	-22.80	-234.00
													so: 16.3%/246.2/1507.2
1408257	2014.01.16 15:08:40	buy	3.00	gbpjpy	170.923	0.000	172.000	2014.01.17 15:30:00	171.625	0.00	0.00	2.88	2 017.86
													so: 25.9%/254.1/980.3

PRO version Are you a developer? Try out the HTML to PDF API pdfcrowd.com

1438674	2014.01.17 17:46:21	buy	0.05	audnzd	1.06274	0.00000	1.07000	2014.01.20 02:08:26	1.06295	0.00	0.00	-0.07	0.86
1438061	2014.01.17 17:31:08	buy	0.05	audnzd	1.06178	0.00000	1.07000	2014.01.20 10:38:55	1.07005	0.00	0.00	-0.07	33.96
													[tp]
1439102	2014.01.17 17:53:52	sell	0.01	audnzd	1.06216	0.00000	1.05600	2014.01.20 17:41:07	1.06634	0.00	0.00	-0.01	-3.45
1439104	2014.01.17 17:53:56	buy	0.01	audnzd	1.06224	0.00000	0.00000	2014.01.20 17:41:12	1.06605	0.00	0.00	-0.01	3.15
1438443	2014.01.17 17:43:56	sell	0.05	gbpjpy	171.369	0.000	170.300	2014.01.20 18:08:33	170.927	0.00	0.00	-0.16	21.24
1438438	2014.01.17 17:43:52	buy	0.05	gbpjpy	171.395	0.000	172.300	2014.01.21 15:56:34	172.301	0.00	0.00	0.10	43.31
													[tp]
1462600	2014.01.20 18:09:32	buy	0.04	gbpjpy	170.930	0.000	172.500	2014.01.22 11:36:16	172.500	0.00	0.00	0.08	60.21
													[tp]
1511143	2014.01.22 19:27:32	buy	0.04	gbpjpy	172.975	0.000	173.500	2014.01.23 02:25:50	173.501	0.00	0.00	0.11	20.09
													[tp]
1438177	2014.01.17 17:35:29	sell	0.05	audusd	0.87772	0.00000	0.87400	2014.01.23 19:28:46	0.87398	0.00	0.00	-2.28	18.70
													[tp]
1504248	2014.01.22 14:34:21	sell	0.04	gbpjpy	172.727	0.000	0.000	2014.01.23 20:43:21	171.639	0.00	0.00	-0.39	42.14
1462599	2014.01.20 18:09:28	sell	0.04	gbpjpy	170.915	0.000	170.500	2014.01.24 12:58:04	170.497	0.00	0.00	-0.84	16.30
													[tp]
1462543	2014.01.20 18:03:11	buy	0.05	usdjpy	104.064	0.000	104.900	2014.01.24 15:28:30	102.534	0.00	0.00	-0.14	-74.61
1462544	2014.01.20 18:03:16	sell	0.05	usdjpy	104.050	0.000	0.000	2014.01.24 15:28:34	102.542	0.00	0.00	-0.55	73.53
1566836	2014.01.24 15:30:31	sell	0.04	gbpjpy	169.200	0.000	0.000	2014.01.24 19:22:21	168.943	0.00	0.00	0.00	10.04
1573447	2014.01.24 19:26:43	sell	0.04	gbpjpy	168.912	0.000	0.000	2014.01.27 00:20:55	168.143	0.00	0.00	-0.20	30.15
1573445	2014.01.24 19:26:40	buy	0.04	gbpjpy	168.925	0.000	169.900	2014.01.27 12:38:03	169.901	0.00	0.00	-0.01	38.06
													[tp]
1593787	2014.01.27 15:24:35	sell	0.04	gbpjpy	170.093	0.000	0.000	2014.01.30 00:42:37	169.095	0.00	0.00	-0.98	39.10
1438179	2014.01.17 17:35:33	buy	0.05	audusd	0.87786	0.00000	0.89000	2014.01.30 22:46:03	0.87837	0.00	0.00	2.88	2.55
1593335	2014.01.27 15:02:40	sell	0.04	gbpjpy	169.953	0.000	0.000	2014.01.31 05:57:08	168.977	0.00	0.00	-1.17	38.07
1699801	2014.01.31 05:57:15	sell	0.04	gbpjpy	168.958	0.000	168.300	2014.01.31 13:34:24	168.300	0.00	0.00	0.00	25.73
													[tp]

PRO version Are you a developer? Try out the HTML to PDF API pdfcrowd.com

1699605	2014.01.31 05:48:53	sell	0.04	gbpjpy	169.066	0.000	168.000	2014.01.31 16:49:31	168.401	0.00	0.00	0.00	26.02
1687192	2014.01.30 15:31:39	sell	0.04	gbpjpy	168.977	0.000	0.000	2014.01.31 22:42:27	167.921	0.00	0.00	-0.19	41.34
1694853	2014.01.30 22:46:34	buy	0.10	audusd	0.87854	0.00000	0.88900	2014.02.03 15:59:24	0.87970	0.00	0.00	0.74	11.60
1540336	2014.01.23 20:15:44	sell	0.04	audusd	0.87463	0.00000	0.86400	2014.02.03 15:59:51	0.87997	0.00	0.00	-3.14	-21.36
1540337	2014.01.23 20:15:47	buy	0.04	audusd	0.87479	0.00000	0.00000	2014.02.03 15:59:55	0.87984	0.00	0.00	1.34	20.20
1715728	2014.01.31 16:50:45	sell	0.04	gbpjpy	168.406	0.000	0.000	2014.02.03 16:12:45	166.511	0.00	0.00	-0.20	74.41
1745586	2014.02.03 16:17:46	sell	0.04	gbpjpy	166.390	0.000	166.200	2014.02.03 17:00:05	166.205	0.00	0.00	0.00	7.28
													[tp]
1746372	2014.02.03 16:50:22	sell	0.04	gbpjpy	166.264	0.000	165.600	2014.02.03 17:23:31	165.599	0.00	0.00	0.00	26.28
													[tp]
1746464	2014.02.03 16:54:20	sell	0.04	gbpjpy	166.300	0.000	165.600	2014.02.03 17:23:31	165.599	0.00	0.00	0.00	27.70
													[tp]
1750769	2014.02.03 17:53:23	sell	0.04	gbpjpy	165.655	0.000	164.900	2014.02.03 18:52:44	164.897	0.00	0.00	0.00	29.98
													[tp]
1750770	2014.02.03 17:53:29	sell	0.04	gbpjpy	165.653	0.000	164.500	2014.02.03 21:52:45	164.499	0.00	0.00	0.00	45.75
													[tp]
1750852	2014.02.03 17:55:20	sell	0.04	gbpjpy	165.586	0.000	164.300	2014.02.04 01:28:00	164.946	0.00	0.00	-0.20	25.31
1750829	2014.02.03 17:54:27	sell	0.04	gbpjpy	165.613	0.000	164.300	2014.02.04 01:28:17	164.951	0.00	0.00	-0.20	26.19
1759007	2014.02.04 00:57:07	buy	0.04	gbpjpy	164.891	0.000	165.800	2014.02.04 01:42:05	164.904	0.00	0.00	0.00	0.52
1759305	2014.02.04 01:28:42	sell	0.04	gbpjpy	164.921	0.000	164.400	2014.02.04 08:01:12	164.399	0.00	0.00	0.00	20.69
													[tp]
1759538	2014.02.04 01:42:53	sell	0.04	gbpjpy	164.927	0.000	164.400	2014.02.04 08:01:12	164.399	0.00	0.00	0.00	20.92
													[tp]
1504245	2014.01.22 14:34:16	buy	0.04	gbpjpy	172.731	0.000	172.900	2014.02.04 08:01:30	164.298	0.00	0.00	0.02	-334.35
													so: 79.1%/41.7/52.7
1540423	2014.01.23 20:25:37	buy	0.04	gbpjpy	171.935	0.000	172.900	2014.02.04 08:01:31	164.278	0.00	0.00	-0.09	-303.61
													so: 73.7%/38.9/52.8
1753114	2014.02.03 18:55:34	sell	0.04	gbpjpy	164.962	0.000	164.300	2014.02.04 08:01:31	164.298	0.00	0.00	-0.20	26.33

PRO version Are you a developer? Try out the HTML to PDF API pdfcrowd.com

														[tp]
1768183	2014.02.04 08:58:35	buy	0.04	gbpjpy	164.494	0.000	165.400	2014.02.04 11:30:03	165.387	0.00	0.00	0.00	35.27	
														[tp]
1759947	2014.02.04 02:12:26	buy	0.04	gbpjpy	165.022	0.000	166.800	2014.02.04 19:21:24	165.585	0.00	0.00	0.00	22.18	
1785387	2014.02.04 19:55:19	buy	0.04	eurusd	1.35178	0.00000	1.36000	2014.02.04 19:57:23	1.35173	0.00	0.00	0.00	-0.20	
1786000	2014.02.04 20:36:55	buy	0.03	eurusd	1.35172	0.00000	1.35900	2014.02.06 15:49:30	1.35900	0.00	0.00	-0.16	21.84	
														[tp]
1784798	2014.02.04 19:22:33	buy	0.04	gbpjpy	165.609	0.000	168.500	2014.02.06 21:17:56	166.634	0.00	0.00	-0.03	40.18	
1593334	2014.01.27 15:02:37	buy	0.04	gbpjpy	169.979	0.000	170.900	2014.02.07 15:29:52	167.338	0.00	0.00	-0.11	-103.16	
														so: 34.3%/16.3/47.6
1715725	2014.01.31 16:50:42	buy	0.04	gbpjpy	168.416	0.000	169.400	2014.02.07 15:29:52	167.338	0.00	0.00	-0.06	-42.10	
														so: 47.4%/16.3/34.3
1766141	2014.02.04 08:04:22	sell	0.04	gbpjpy	164.359	0.000	0.000	2014.02.07 15:29:52	167.529	0.00	0.00	-0.99	-123.80	
														so: 40.9%/14.1/34.4
1766295	2014.02.04 08:08:24	sell	0.04	gbpjpy	164.109	0.000	0.000	2014.02.07 15:29:52	167.509	0.00	0.00	-0.99	-132.78	
														so: 70.2%/14.9/21.2
1766628	2014.02.04 08:13:18	sell	0.04	gbpjpy	164.055	0.000	162.100	2014.02.07 15:29:52	167.507	0.00	0.00	-0.99	-134.83	
														so: 62.1%/5.0/8.1
1785900	2014.02.04 20:27:30	sell	0.03	eurusd	1.35183	0.00000	1.34500	2014.02.07 15:29:52	1.35870	0.00	0.00	-0.39	-20.61	
														so: 78.8%/16.7/21.2
1785394	2014.02.04 19:56:26	buy	0.03	usdchf	0.90477	0.00000	0.91000	2014.02.07 15:30:01	0.90013	0.00	0.00	-0.14	-15.46	
														so: 21.7%/4.6/21.1
1839338	2014.02.06 16:38:03	sell	0.03	usdchf	0.89801	0.00000	0.89600	2014.02.07 15:30:01	0.90252	0.00	0.00	-0.10	-14.99	
														so: 31.9%/6.7/21.1
1850244	2014.02.07 03:34:35	sell	0.04	usdjpy	101.974	0.000	0.000	2014.02.07 15:30:01	102.582	0.00	0.00	0.00	-23.71	
														so: 58.9%/7.7/13.1
1845013	2014.02.06 21:17:59	buy	0.04	gbpjpy	166.652	0.000	0.000	2014.02.07 15:30:02	166.509	0.00	0.00	-0.01	-5.62	
														so: -223.2%/-47.0/21.1

PRO version Are you a developer? Try out the HTML to PDF API pdfcrowd.com

1850243	2014.02.07 03:34:31	buy	0.04	usdjpy	101.985	0.000	0.000	2014.02.07 15:30:02	101.718	0.00	0.00	0.00	-10.50
													so: 24.9%/5.3/21.1
1871057	2014.02.07 18:36:49	balance	Deposit.										1 503.50
1874882	2014.02.07 23:32:20	sell	0.80	eurusd	1.36342	0.00000	0.00000	2014.02.07 23:33:23	1.36361	0.00	0.00	0.00	-15.20
1874997	2014.02.07 23:35:40	sell	0.08	eurusd	1.36353	0.00000	1.35400	2014.02.10 00:00:45	1.36185	0.00	0.00	-0.20	13.44
1875133	2014.02.07 23:42:43	buy	0.10	gbpnzd	1.97953	0.00000	0.00000	2014.02.10 20:59:05	1.98469	0.00	0.00	-1.07	42.64
1896451	2014.02.10 21:23:54	buy	0.05	audcad	0.98834	0.00000	0.99400	2014.02.11 02:30:31	0.99401	0.00	0.00	0.09	25.57
													[tp]
1876185	2014.02.10 00:01:10	buy	0.20	gbpcad	1.81152	0.00000	0.00000	2014.02.11 16:21:04	1.81929	0.00	0.00	-0.80	140.50
1896424	2014.02.10 21:16:41	buy	0.10	nzdcad	0.91334	0.00000	0.92300	2014.02.11 16:32:33	0.91837	0.00	0.00	0.08	45.49
1875340	2014.02.07 23:50:46	sell	0.10	gbpaud	1.83157	0.00000	0.00000	2014.02.12 04:03:28	1.81888	0.00	0.00	2.47	114.80
1896240	2014.02.10 20:59:11	buy	0.10	gbpnzd	1.98516	0.00000	0.00000	2014.02.12 18:21:00	1.99311	0.00	0.00	-2.14	66.13
1921096	2014.02.11 16:21:09	buy	0.20	gbpcad	1.81947	0.00000	0.00000	2014.02.12 18:33:51	1.82284	0.00	0.00	-0.80	61.32
1875339	2014.02.07 23:50:42	buy	0.10	gbpaud	1.83215	0.00000	0.00000	2014.02.13 01:01:07	1.84218	0.00	0.00	-6.97	90.42
1875169	2014.02.07 23:44:26	sell	0.10	usdchf	0.89788	0.00000	0.89100	2014.02.13 01:04:18	0.90054	0.00	0.00	-1.99	-29.54
1875168	2014.02.07 23:44:22	buy	0.10	usdchf	0.89806	0.00000	0.00000	2014.02.13 01:04:25	0.90035	0.00	0.00	-0.54	25.43
1957835	2014.02.12 18:34:00	buy	0.20	gbpcad	1.82308	0.00000	1.85000	2014.02.13 01:06:41	1.82716	0.00	0.00	-2.40	74.18
1957555	2014.02.12 18:21:04	buy	0.10	gbpnzd	1.99356	0.00000	2.02000	2014.02.13 01:08:31	1.99619	0.00	0.00	-3.22	21.88
1896452	2014.02.10 21:23:58	sell	0.05	audcad	0.98818	0.00000	0.98100	2014.02.13 18:19:43	0.98705	0.00	0.00	-1.59	5.14
1963280	2014.02.13 01:01:12	buy	0.10	gbpaud	1.84252	0.00000	1.89500	2014.02.13 18:20:33	1.85078	0.00	0.00	0.00	74.20
1875017	2014.02.07 23:36:28	buy	0.04	eurusd	1.36360	0.00000	1.37100	2014.02.14 10:00:54	1.37101	0.00	0.00	-0.36	29.64
													[tp]
1963358	2014.02.13 01:06:45	buy	0.20	gbpcad	1.82753	0.00000	1.85000	2014.02.14 18:00:06	1.83643	0.00	0.00	-0.80	162.19
1963415	2014.02.13 01:08:36	buy	0.10	gbpnzd	1.99695	0.00000	2.02000	2014.02.14 18:01:01	2.00181	0.00	0.00	-1.08	40.60
2020602	2014.02.14 22:36:55	buy	0.04	eurusd	1.37000	0.00000	1.37400	2014.02.18 15:30:22	1.37393	0.00	0.00	-0.10	15.72
													[tp]
2018866	2014.02.14 18:01:06	buy	0.10	gbpnzd	2.00228	0.00000	2.03000	2014.02.18 16:39:59	2.01068	0.00	0.00	-2.16	69.80
1896427	2014.02.10 21:16:45	sell	0.10	nzdcad	0.91301	0.00000	0.00000	2014.02.18 16:43:38	0.91093	0.00	0.00	-4.65	18.98

PRO version Are you a developer? Try out the HTML to PDF API pdfcrowd.com

2021734	2014.02.17 00:07:18	buy	0.20	eurcad	1.56602	0.00000	1.62000	2014.02.19 17:27:38	1.52000	0.00	0.00	-1.90	252.95
													[tp]
2018842	2014.02.14 18:00:10	buy	0.20	gbpcad	1.83664	0.00000	1.85000	2014.02.19 19:29:47	1.85005	0.00	0.00	-2.51	242.46
													[tp]
1992958	2014.02.13 18:20:38	buy	0.10	gbpaud	1.85110	0.00000	1.91000	2014.02.19 19:53:25	1.85283	0.00	0.00	-4.65	15.60
2093869	2014.02.19 19:58:25	buy	0.20	eurcad	1.52169	0.00000	1.52400	2014.02.20 03:53:48	1.52402	0.00	0.00	-3.03	42.01
													[tp]
2093835	2014.02.19 19:53:30	buy	0.10	gbpaud	1.85337	0.00000	1.90500	2014.02.20 08:20:22	1.86290	0.00	0.00	-3.48	85.30
1921431	2014.02.11 16:32:40	buy	0.10	nzdcad	0.91874	0.00000	0.92200	2014.02.20 22:33:30	0.92204	0.00	0.00	1.29	29.74
													[tp]
2093580	2014.02.19 19:42:09	buy	0.20	gbpcad	1.84894	0.00000	1.85500	2014.02.21 09:02:44	1.85503	0.00	0.00	-3.61	109.38
													[tp]
2064562	2014.02.18 16:40:04	buy	0.10	gbpnzd	2.01105	0.00000	2.02500	2014.02.21 17:35:38	2.01578	0.00	0.00	-6.29	39.18
2021713	2014.02.17 00:06:33	sell	0.10	audnzd	1.08286	0.00000	1.06200	2014.02.25 15:18:18	1.08353	0.00	0.00	-1.39	-5.58
2021719	2014.02.17 00:06:38	buy	0.10	audnzd	1.08312	0.00000	0.00000	2014.02.25 15:18:24	1.08325	0.00	0.00	-1.96	1.08
2288072	2014.02.27 21:20:27	sell	0.10	cadchf	0.79644	0.00000	0.79000	2014.02.28 15:30:05	0.78997	0.00	0.00	-0.53	73.50
													[tp]
2105508	2014.02.20 08:20:27	buy	0.10	gbpaud	1.86314	0.00000	1.90500	2014.02.28 17:21:14	1.87266	0.00	0.00	-9.28	85.05
2161350	2014.02.24 00:01:54	buy	0.10	usdcad	1.11100	0.00000	1.12500	2014.02.28 17:40:55	1.10788	0.00	0.00	-2.75	-28.16
2161352	2014.02.24 00:01:58	sell	0.10	usdcad	1.11078	0.00000	0.00000	2014.02.28 17:41:00	1.10804	0.00	0.00	-0.06	24.73
2291334	2014.02.28 01:55:41	sell	0.20	nzdcad	0.93032	0.00000	0.92000	2014.02.28 17:57:59	0.92994	0.00	0.00	0.00	6.87
2291435	2014.02.28 02:01:35	sell	0.20	nzdcad	0.93108	0.00000	0.92000	2014.02.28 17:58:04	0.93001	0.00	0.00	0.00	19.34
2320567	2014.02.28 18:06:24	sell	0.40	eurusd	1.38059	0.00000	0.00000	2014.03.04 00:57:50	1.37372	0.00	0.00	-1.84	274.80
2351729	2014.03.03 18:41:52	buy	0.20	eurchf	1.21292	0.00000	1.22200	2014.03.04 17:35:23	1.21771	0.00	0.00	-0.34	108.13
2288983	2014.02.27 22:50:50	buy	0.20	cadjpy	91.609	0.000	0.000	2014.03.05 18:24:40	92.535	0.00	0.00	0.24	180.98
2326974	2014.03.03 00:00:43	buy	0.10	nzdcad	0.92692	0.00000	0.93300	2014.03.05 19:00:21	0.93035	0.00	0.00	0.36	31.05
2327063	2014.03.03 00:00:48	buy	0.10	nzdcad	0.92692	0.00000	0.93300	2014.03.05 19:00:25	0.93032	0.00	0.00	0.36	30.77
2320407	2014.02.28 18:01:45	buy	0.20	nzdcad	0.93095	0.00000	0.93500	2014.03.06 15:09:26	0.93502	0.00	0.00	2.17	73.79

PRO version Are you a developer? Try out the HTML to PDF API pdfcrowd.com

													[tp]
2320563	2014.02.28 18:06:14	buy	0.40	eurusd	1.38071	0.00000	1.38300	2014.03.06 16:00:49	1.38300	0.00	0.00	-5.04	91.60
													[tp]
2426998	2014.03.05 19:00:50	sell	0.10	gbpsgd	2.12433	0.00000	2.10500	2014.03.06 19:08:01	2.11757	0.00	0.00	-1.44	53.52
2426573	2014.03.05 18:24:45	buy	0.20	cadjpy	92.552	0.000	0.000	2014.03.06 19:08:23	93.964	0.00	0.00	0.18	274.15
2467802	2014.03.06 20:06:14	buy	0.20	nzdcad	0.93266	0.00000	0.93500	2014.03.07 12:13:08	0.93501	0.00	0.00	0.36	42.77
													[tp]
2466593	2014.03.06 19:11:23	buy	0.40	eurusd	1.38630	0.00000	1.38900	2014.03.07 13:06:22	1.38904	0.00	0.00	-0.84	109.60
													[tp]
1876186	2014.02.10 00:01:15	sell	0.20	gbpcad	1.80948	0.00000	0.00000	2014.03.07 15:30:01	1.84698	0.00	0.00	2.64	-681.37
													so: 16.4%/18.3/111.5
2358771	2014.03.04 00:57:54	sell	0.40	eurusd	1.37361	0.00000	0.00000	2014.03.07 15:30:01	1.39033	0.00	0.00	-4.60	-668.80
													so: 36.4%/40.6/111.5
2021737	2014.02.17 00:07:23	sell	0.20	eurcad	1.50555	0.00000	1.49500	2014.03.07 15:30:02	1.52883	0.00	0.00	3.42	-422.59
													so: -40.5%/-108.2/267.3
2288386	2014.02.27 21:56:48	sell	0.20	cadjpy	91.563	0.000	0.000	2014.03.07 15:30:02	93.797	0.00	0.00	-7.83	-432.92
													so: -29.8%/-79.7/267.3
2154303	2014.02.21 17:35:43	buy	0.10	gbpnzd	2.01627	0.00000	2.03900	2014.03.07 15:30:03	1.96685	0.00	0.00	-17.81	-419.32
													so: -40.5%/-145.4/358.6
2064675	2014.02.18 16:43:42	sell	0.10	nzdcad	0.91053	0.00000	0.90100	2014.03.07 15:30:04	0.94403	0.00	0.00	-11.83	-303.99
													so: -83.9%/-355.9/424.3
2318725	2014.02.28 17:21:19	buy	0.10	gbpaud	1.87300	0.00000	1.92000	2014.03.07 15:30:04	1.83672	0.00	0.00	-8.10	-330.49
													so: -10.0%/-39.1/391.4
1933192	2014.02.12 04:03:33	sell	0.10	gbpaud	1.81798	0.00000	0.00000	2014.03.07 15:30:05	1.83847	0.00	0.00	18.48	-186.74
													so: -32.7%/-111.5/340.9
2153929	2014.02.21 17:18:43	buy	0.20	gbpcad	1.86017	0.00000	1.87500	2014.03.07 15:30:05	1.84383	0.00	0.00	-12.63	-296.57
													so: -36.1%/-153.3/424.3
2161344	2014.02.24 00:01:42	sell	0.10	nzdcad	0.91977	0.00000	0.90900	2014.03.07 15:30:05	0.94355	0.00	0.00	-8.09	-215.90

PRO version Are you a developer? Try out the HTML to PDF API pdfcrowd.com

													so: -21.1%/-64.9/308.0
2320409	2014.02.28 18:01:49	sell	0.20	nzdcad	0.93049	0.00000	0.00000	2014.03.07 15:30:06	0.94312	0.00	0.00	-8.75	-229.27
													so: -77.6%/-200.0/257.7
2427051	2014.03.05 19:05:04	sell	0.20	nzdcad	0.93038	0.00000	0.91500	2014.03.07 15:30:06	0.94322	0.00	0.00	-5.01	-233.05
													so: -32.5%/-94.7/291.4
2485528	2014.03.07 14:20:34	buy	0.40	eurusd	1.39081	0.00000	0.00000	2014.03.07 15:30:06	1.38707	0.00	0.00	0.00	-149.60
													so: -127.2%/-285.0/224.1
1875021	2014.02.07 23:36:32	sell	0.04	eurusd	1.36349	0.00000	1.35900	2014.03.07 15:30:07	1.38778	0.00	0.00	-2.64	-97.16
													so: -211.1%/-285.1/135.1
2288045	2014.02.27 21:18:40	sell	0.20	cadchf	0.79644	0.00000	0.79100	2014.03.07 15:30:07	0.80152	0.00	0.00	-8.50	-115.63
													so: -251.5%/-339.7/135.1
2327295	2014.03.03 00:01:55	sell	0.10	cadchf	0.79438	0.00000	0.79000	2014.03.07 15:30:07	0.80090	0.00	0.00	-3.18	-74.16
													so: -189.9%/-304.3/160.2
2210060	2014.02.25 15:43:07	buy	0.20	cadchf	0.80026	0.00000	0.00000	2014.03.07 15:30:08	0.79710	0.00	0.00	0.00	-71.90
													so: -166.7%/-267.1/160.2
2161323	2014.02.24 00:01:15	buy	0.10	cadchf	0.80012	0.00000	0.00000	2014.03.07 15:30:09	0.79713	0.00	0.00	0.00	-34.00
													so: -294.7%/-311.4/105.7
2288292	2014.02.27 21:51:23	buy	0.20	eurcad	1.52873	0.00000	1.54000	2014.03.07 15:30:09	1.52835	0.00	0.00	-8.11	-6.89
													so: -350.8%/-307.5/87.7
2466341	2014.03.06 19:08:28	buy	0.20	cadjpy	93.976	0.000	0.000	2014.03.07 15:30:09	93.745	0.00	0.00	0.06	-44.70
													so: -238.9%/-339.7/142.2
1875135	2014.02.07 23:42:53	sell	0.10	gbpnzd	1.97817	0.00000	0.00000	2014.03.07 15:30:10	1.97414	0.00	0.00	22.26	34.20
													so: -936.9%/-307.5/32.8
2564099	2014.03.12 02:17:32	balance	Deposit.										5 460.98
2591871	2014.03.12 18:32:17	buy	0.50	cadchf	0.78625	0.00000	0.80000	2014.03.13 21:50:51	0.79150	0.00	0.00	0.00	299.83
2591861	2014.03.12 18:31:28	sell	1.00	nzdcad	0.94455	0.00000	0.92400	2014.03.13 21:51:54	0.94295	0.00	0.00	-18.62	144.66
2637370	2014.03.13 19:55:48	buy	1.00	nzdcad	0.94826	0.00000	0.95100	2014.03.18 16:00:33	0.95097	0.00	0.00	5.42	245.56
													[tp]

PRO version Are you a developer? Try out the HTML to PDF API pdfcrowd.com

2592142	2014.03.12 18:42:45	buy	0.40	usdchf	0.87534	0.00000	0.88100	2014.03.19 21:58:32	0.88133	0.00	0.00	-5.45	271.86
													[tp]
2644176	2014.03.13 21:54:54	buy	1.00	usdchf	0.87541	0.00000	0.88500	2014.03.20 00:22:01	0.88070	0.00	0.00	-13.58	600.66
2781113	2014.03.20 00:33:31	buy	0.10	gbpnzd	1.93106	0.00000	1.94100	2014.03.20 03:31:36	1.93893	0.00	0.00	0.00	67.10
2781112	2014.03.20 00:33:18	buy	1.00	cadchf	0.78401	0.00000	0.79400	2014.03.20 14:28:44	0.78588	0.00	0.00	0.00	211.18
2784180	2014.03.20 03:36:31	sell	0.20	cadchf	0.78305	0.00000	0.78000	2014.03.20 14:29:00	0.78602	0.00	0.00	0.00	-67.06
2784177	2014.03.20 03:36:27	buy	0.20	cadchf	0.78334	0.00000	0.00000	2014.03.20 14:29:04	0.78580	0.00	0.00	0.00	55.56
2592098	2014.03.12 18:40:16	buy	0.50	audnzd	1.05854	0.00000	1.06800	2014.03.21 05:54:21	1.06151	0.00	0.00	-15.05	126.71
2764548	2014.03.19 17:38:37	sell	1.00	nzdcad	0.96326	0.00000	0.00000	2014.03.21 06:19:43	0.95972	0.00	0.00	-24.56	314.86
2810677	2014.03.20 20:33:52	sell	0.50	gbpcad	1.85557	0.00000	0.00000	2014.03.21 18:42:48	1.84764	0.00	0.00	0.09	353.89
2815744	2014.03.21 05:54:32	buy	0.50	audnzd	1.06176	0.00000	0.00000	2014.03.24 17:18:36	1.06783	0.00	0.00	-1.37	259.25
2815894	2014.03.21 06:19:53	sell	1.00	nzdcad	0.95941	0.00000	0.00000	2014.03.25 06:35:17	0.95719	0.00	0.00	-13.12	198.36
2861493	2014.03.24 17:18:40	buy	0.50	audnzd	1.06805	0.00000	0.00000	2014.03.25 16:05:54	1.07030	0.00	0.00	-1.37	96.13
2877374	2014.03.25 06:35:21	sell	1.00	nzdcad	0.95692	0.00000	0.00000	2014.03.25 16:12:10	0.95535	0.00	0.00	0.00	140.39
2863910	2014.03.24 18:44:32	buy	0.50	gbpchf	1.45778	0.00000	1.46600	2014.03.25 16:13:57	1.46094	0.00	0.00	-0.17	178.61
2833046	2014.03.21 18:42:59	sell	0.50	gbpcad	1.84723	0.00000	0.00000	2014.03.26 14:30:23	1.84313	0.00	0.00	0.35	183.99
2893883	2014.03.25 16:06:03	buy	0.50	audnzd	1.07055	0.00000	0.00000	2014.03.26 14:32:40	1.07248	0.00	0.00	-1.37	83.06
2930550	2014.03.26 14:30:31	sell	0.50	gbpcad	1.84262	0.00000	0.00000	2014.03.26 21:03:10	1.84027	0.00	0.00	0.00	105.79
2957304	2014.03.27 07:50:00	sell	0.40	gbpnzd	1.92114	0.00000	1.91200	2014.03.27 10:12:39	1.91383	0.00	0.00	0.00	253.16
2946665	2014.03.26 21:03:19	sell	0.50	gbpcad	1.83984	0.00000	0.00000	2014.03.27 10:21:18	1.83737	0.00	0.00	0.41	111.40
2955247	2014.03.27 04:49:02	sell	0.50	eurcad	1.52862	0.00000	1.51800	2014.03.27 20:59:12	1.51960	0.00	0.00	0.00	407.96
2944399	2014.03.26 20:37:50	buy	0.50	eurcad	1.53504	0.00000	1.54200	2014.03.27 20:59:23	1.51946	0.00	0.00	-7.70	-704.73
2944401	2014.03.26 20:37:54	sell	0.50	eurcad	1.53484	0.00000	0.00000	2014.03.27 20:59:28	1.51976	0.00	0.00	1.35	681.98
2960851	2014.03.27 10:21:26	sell	0.50	gbpcad	1.83713	0.00000	0.00000	2014.03.27 23:27:41	1.83104	0.00	0.00	0.00	276.26
2989978	2014.03.27 23:29:49	buy	0.30	nzdcad	0.95582	0.00000	0.96200	2014.04.01 12:11:49	0.96202	0.00	0.00	2.13	168.17
													[tp]
2989979	2014.03.27 23:29:53	sell	0.30	nzdcad	0.95549	0.00000	0.95000	2014.04.01 20:06:56	0.95427	0.00	0.00	-6.36	33.19
2944459	2014.03.26 20:40:36	buy	0.80	gbpnzd	1.92739	0.00000	0.00000	2014.04.02 17:16:24	1.94292	0.00	0.00	-79.25	1 063.89

PRO version Are you a developer? Try out the HTML to PDF API pdfcrowd.com

2957305	2014.03.27 07:50:03	buy	0.40	gbpnzd	1.92149	0.00000	0.00000	2014.04.02 17:16:38	1.94292	0.00	0.00	-22.73	734.06
2988112	2014.03.27 21:14:04	sell	0.20	gbpnzd	1.91665	0.00000	1.90600	2014.04.02 17:17:55	1.94341	0.00	0.00	7.48	-458.39
2988111	2014.03.27 21:14:00	buy	0.20	gbpnzd	1.91725	0.00000	0.00000	2014.04.02 17:18:01	1.94268	0.00	0.00	-11.36	435.52
2894201	2014.03.25 16:12:18	sell	1.00	nzdcad	0.95514	0.00000	0.00000	2014.04.02 17:22:34	0.94526	0.00	0.00	-56.32	895.47
2930592	2014.03.26 14:32:46	buy	0.50	audnzd	1.07276	0.00000	0.00000	2014.04.02 17:23:58	1.07992	0.00	0.00	-9.66	306.60
3052369	2014.03.31 17:58:22	sell	0.50	gbpusd	1.66504	0.00000	1.65500	2014.04.03 17:49:19	1.65868	0.00	0.00	-9.00	318.00
2989961	2014.03.27 23:27:48	sell	0.50	gbpcad	1.83071	0.00000	0.00000	2014.04.04 17:30:36	1.81952	0.00	0.00	1.11	509.78
3116241	2014.04.02 17:36:25	buy	0.50	audnzd	1.08061	0.00000	1.08700	2014.04.14 11:30:54	1.08705	0.00	0.00	-15.50	278.14
													[tp]
3199146	2014.04.07 02:38:56	buy	0.80	nzdjpy	89.040	0.000	89.700	2014.04.15 19:11:33	87.750	0.00	0.00	30.44	-1 015.57
3199151	2014.04.07 02:39:00	sell	0.80	nzdjpy	89.025	0.000	0.000	2014.04.15 19:11:39	87.768	0.00	0.00	-59.15	989.47
3264217	2014.04.08 22:41:11	sell	1.00	nzdusd	0.86682	0.00000	0.85600	2014.04.15 19:54:18	0.86391	0.00	0.00	-60.20	291.00
3264285	2014.04.08 22:45:15	buy	0.20	nzdusd	0.86700	0.00000	0.87600	2014.04.15 19:54:22	0.86375	0.00	0.00	5.88	-65.00
3264287	2014.04.08 22:45:19	sell	0.20	nzdusd	0.86687	0.00000	0.00000	2014.04.15 19:54:27	0.86392	0.00	0.00	-12.04	59.00
3115783	2014.04.02 17:17:27	buy	0.80	gbpnzd	1.94332	0.00000	0.00000	2014.04.17 05:47:07	1.94950	0.00	0.00	-183.64	426.81
3463602	2014.04.16 10:16:53	sell	0.50	audnzd	1.09004	0.00000	1.08000	2014.04.17 05:48:36	1.08646	0.00	0.00	-2.46	154.55
3494526	2014.04.17 05:47:14	buy	0.80	gbpnzd	1.95008	0.00000	0.00000	2014.04.17 18:03:17	1.95694	0.00	0.00	0.00	471.33
3115792	2014.04.02 17:17:42	buy	0.40	gbpnzd	1.94344	0.00000	0.00000	2014.04.17 18:03:35	1.95677	0.00	0.00	-91.81	457.93
3444726	2014.04.15 19:53:39	buy	0.90	usdchf	0.87983	0.00000	0.88900	2014.04.21 17:44:22	0.88337	0.00	0.00	-9.18	360.66
3444730	2014.04.15 19:53:50	sell	0.20	usdchf	0.87971	0.00000	0.87500	2014.04.21 17:44:29	0.88350	0.00	0.00	-3.81	-85.80
3444731	2014.04.15 19:53:54	buy	0.20	usdchf	0.87984	0.00000	0.00000	2014.04.21 17:44:35	0.88325	0.00	0.00	-2.04	77.21
2810674	2014.03.20 20:33:48	buy	0.50	gbpcad	1.85576	0.00000	1.85700	2014.04.22 21:33:27	1.85614	0.00	0.00	-72.66	17.23
3397136	2014.04.14 15:40:45	sell	0.20	audnzd	1.08617	0.00000	1.07600	2014.04.23 06:46:59	1.08020	0.00	0.00	-2.96	102.65
3547258	2014.04.21 19:42:45	buy	1.00	eurgbp	0.82115	0.00000	0.82700	2014.04.23 14:43:06	0.82348	0.00	0.00	-8.74	391.41
3547259	2014.04.21 19:42:54	sell	0.50	eurgbp	0.82102	0.00000	0.81500	2014.04.23 14:43:14	0.82364	0.00	0.00	-2.69	-220.07
3547260	2014.04.21 19:42:57	buy	0.50	eurgbp	0.82118	0.00000	0.00000	2014.04.23 14:43:18	0.82349	0.00	0.00	-4.37	194.01
3572802	2014.04.22 21:33:03	sell	0.90	gbpcad	1.85596	0.00000	1.84600	2014.04.23 14:44:44	1.85189	0.00	0.00	0.98	332.26
3572803	2014.04.22 21:33:12	buy	0.30	gbpcad	1.85629	0.00000	1.86600	2014.04.23 14:44:50	1.85171	0.00	0.00	-1.47	-124.64

PRO version Are you a developer? Try out the HTML to PDF API pdfcrowd.com

3572811	2014.04.22 21:33:16	sell	0.30	gbpcad	1.85601	0.00000	0.00000	2014.04.23 14:44:54	1.85202	0.00	0.00	0.33	108.58
3544532	2014.04.21 17:52:24	buy	1.00	audcad	1.03025	0.00000	1.04000	2014.04.23 14:46:45	1.02385	0.00	0.00	4.18	-580.61
3544533	2014.04.21 17:52:28	sell	1.00	audcad	1.03000	0.00000	0.00000	2014.04.23 14:46:52	1.02406	0.00	0.00	-12.16	538.80
3510819	2014.04.17 18:03:21	buy	0.80	gbpnzd	1.95724	0.00000	0.00000	2014.04.28 21:26:29	1.96955	0.00	0.00	-93.26	840.35
3510826	2014.04.17 18:03:42	buy	0.40	gbpnzd	1.95708	0.00000	0.00000	2014.04.28 21:26:34	1.96952	0.00	0.00	-46.63	424.61
3115982	2014.04.02 17:22:46	sell	1.00	nzdcad	0.94497	0.00000	0.00000	2014.04.28 21:29:38	0.94159	0.00	0.00	-165.50	306.40
2644138	2014.03.13 21:51:58	sell	1.00	nzdcad	0.94262	0.00000	0.91000	2014.04.29 16:45:21	0.93737	0.00	0.00	-290.47	478.71
3699911	2014.04.28 21:29:50	sell	1.00	nzdcad	0.94134	0.00000	0.00000	2014.04.29 16:45:33	0.93731	0.00	0.00	-6.08	367.50
3581768	2014.04.23 06:47:31	sell	0.30	audnzd	1.07994	0.00000	1.06900	2014.05.02 20:03:54	1.06903	0.00	0.00	-5.39	283.49
													[tp]
3830415	2014.05.05 00:05:08	buy	0.60	nzdusd	0.86732	0.00000	0.87100	2014.05.06 07:34:37	0.87099	0.00	0.00	2.52	220.20
													[tp]
3830429	2014.05.05 00:05:21	buy	1.00	nzdusd	0.86732	0.00000	0.87100	2014.05.06 07:34:37	0.87099	0.00	0.00	4.20	367.00
													[tp]
3831288	2014.05.05 00:46:12	buy	1.00	nzdusd	0.86703	0.00000	0.87200	2014.05.06 10:16:22	0.87211	0.00	0.00	4.20	508.00
													[tp]
3855208	2014.05.05 15:15:46	buy	1.00	cadchf	0.79894	0.00000	0.80800	2014.05.06 17:40:09	0.80160	0.00	0.00	0.68	304.49
3855259	2014.05.05 15:17:43	sell	0.30	cadchf	0.79866	0.00000	0.79000	2014.05.06 17:40:14	0.80177	0.00	0.00	-1.64	-106.78
3855264	2014.05.05 15:17:47	buy	0.30	cadchf	0.79886	0.00000	0.00000	2014.05.06 17:40:19	0.80155	0.00	0.00	0.21	92.38
3700415	2014.04.28 22:05:26	buy	1.00	usdjpy	102.447	0.000	104.000	2014.05.06 17:46:16	101.615	0.00	0.00	-11.73	-818.78
3700416	2014.04.28 22:05:30	sell	1.00	usdjpy	102.434	0.000	0.000	2014.05.06 17:46:20	101.628	0.00	0.00	-21.90	793.09
3830473	2014.05.05 00:05:32	sell	1.00	nzdcad	0.95132	0.00000	0.00000	2014.05.07 09:56:12	0.94596	0.00	0.00	-12.27	492.52
3830479	2014.05.05 00:05:35	sell	1.00	nzdcad	0.95132	0.00000	0.00000	2014.05.07 09:56:17	0.94597	0.00	0.00	-12.27	491.60
3606745	2014.04.23 20:12:43	buy	1.00	cadchf	0.80040	0.00000	0.81000	2014.05.07 18:18:59	0.80298	0.00	0.00	9.53	294.81
3606746	2014.04.23 20:12:53	sell	0.50	cadchf	0.80015	0.00000	0.79000	2014.05.07 18:19:04	0.80322	0.00	0.00	-38.16	-175.37
3606747	2014.04.23 20:12:56	buy	0.50	cadchf	0.80040	0.00000	0.00000	2014.05.07 18:19:08	0.80300	0.00	0.00	4.76	148.55
3581769	2014.04.23 06:47:34	buy	0.30	audnzd	1.08025	0.00000	1.08900	2014.05.08 18:14:39	1.08361	0.00	0.00	-11.85	87.24

PRO version Are you a developer? Try out the HTML to PDF API pdfcrowd.com

3919555	2014.05.07 09:56:20	sell	1.00	nzdcad	0.94566	0.00000	0.00000	2014.05.08 18:16:04	0.94058	0.00	0.00	-18.44	467.57
3919556	2014.05.07 09:56:24	sell	1.00	nzdcad	0.94568	0.00000	0.00000	2014.05.08 18:16:10	0.94062	0.00	0.00	-18.44	465.69
3934525	2014.05.07 18:18:26	buy	1.00	usdchf	0.87539	0.00000	0.88500	2014.05.08 18:18:48	0.87844	0.00	0.00	-5.14	347.21
3934528	2014.05.07 18:18:34	sell	0.50	usdchf	0.87522	0.00000	0.86600	2014.05.08 18:18:53	0.87853	0.00	0.00	-4.79	-188.38
3934531	2014.05.07 18:18:37	buy	0.50	usdchf	0.87536	0.00000	0.00000	2014.05.08 18:18:57	0.87840	0.00	0.00	-2.57	173.04
3969340	2014.05.08 18:16:17	sell	1.00	nzdcad	0.94024	0.00000	0.00000	2014.05.09 00:11:21	0.93658	0.00	0.00	-6.19	337.97
3969341	2014.05.08 18:16:21	sell	1.00	nzdcad	0.94032	0.00000	0.00000	2014.05.09 00:11:25	0.93659	0.00	0.00	-6.19	344.44
3934510	2014.05.07 18:17:56	sell	1.00	gbpusd	1.69650	0.00000	1.68600	2014.05.09 00:12:10	1.69334	0.00	0.00	-14.00	316.00
3934518	2014.05.07 18:18:06	buy	0.50	gbpusd	1.69665	0.00000	1.70400	2014.05.09 00:12:14	1.69312	0.00	0.00	-1.80	-176.50
3934522	2014.05.07 18:18:09	sell	0.50	gbpusd	1.69652	0.00000	0.00000	2014.05.09 00:12:18	1.69335	0.00	0.00	-7.00	158.50
3830418	2014.05.05 00:05:11	sell	0.60	nzdusd	0.86657	0.00000	0.00000	2014.05.09 21:43:03	0.86144	0.00	0.00	-30.60	307.80
3979322	2014.05.09 01:20:25	buy	0.50	gbpcad	1.83432	0.00000	1.84400	2014.05.13 09:58:39	1.84037	0.00	0.00	-4.22	277.34
4023207	2014.05.12 19:59:23	sell	1.00	euraud	1.46909	0.00000	1.45900	2014.05.14 08:15:39	1.45899	0.00	0.00	15.91	949.91
													[tp]
4023203	2014.05.12 19:58:47	sell	1.00	gbpchf	1.49748	0.00000	1.48700	2014.05.14 16:15:20	1.49199	0.00	0.00	-8.55	616.74
4023204	2014.05.12 19:58:54	buy	0.50	gbpchf	1.49773	0.00000	1.50700	2014.05.14 16:15:25	1.49185	0.00	0.00	0.78	-330.33
4023205	2014.05.12 19:58:59	sell	0.50	gbpchf	1.49752	0.00000	0.00000	2014.05.14 16:15:30	1.49214	0.00	0.00	-4.27	302.20
4023206	2014.05.12 19:59:19	buy	1.00	euraud	1.46925	0.00000	1.47900	2014.05.20 04:54:38	1.47390	0.00	0.00	-85.38	432.52
4062281	2014.05.14 08:17:05	sell	0.50	euraud	1.45876	0.00000	1.44900	2014.05.20 04:54:49	1.47403	0.00	0.00	23.88	-710.28
4062283	2014.05.14 08:17:08	buy	0.50	euraud	1.45898	0.00000	0.00000	2014.05.20 04:54:53	1.47388	0.00	0.00	-32.03	692.91
4003420	2014.05.09 21:43:17	sell	0.60	nzdusd	0.86115	0.00000	0.00000	2014.05.20 15:49:36	0.85780	0.00	0.00	-46.98	201.00
4033262	2014.05.13 09:58:44	buy	0.50	gbpcad	1.84066	0.00000	0.00000	2014.05.21 14:26:15	1.84353	0.00	0.00	-16.91	131.52
3978527	2014.05.09 00:11:29	sell	1.00	nzdcad	0.93593	0.00000	0.00000	2014.05.23 17:41:19	0.92998	0.00	0.00	-95.11	546.90
3978528	2014.05.09 00:11:33	sell	1.00	nzdcad	0.93593	0.00000	0.00000	2014.05.23 17:41:24	0.92997	0.00	0.00	-95.11	547.82
4023195	2014.05.12 19:57:58	sell	0.50	eurgbp	0.81552	0.00000	0.80500	2014.05.27 03:10:22	0.81076	0.00	0.00	-8.84	400.94
4268573	2014.05.23 17:42:08	sell	1.00	nzdcad	0.92968	0.00000	0.00000	2014.05.27 14:10:33	0.92668	0.00	0.00	-13.63	276.70
4268574	2014.05.23 17:42:13	sell	1.00	nzdcad	0.92969	0.00000	0.00000	2014.05.27 14:10:37	0.92666	0.00	0.00	-13.63	279.47
4187857	2014.05.20 15:49:50	sell	0.60	nzdusd	0.85761	0.00000	0.00000	2014.05.27 19:35:36	0.85366	0.00	0.00	-36.54	237.00

PRO version Are you a developer? Try out the HTML to PDF API pdfcrowd.com

4211183	2014.05.21 14:22:17	buy	1.00	eurgbp	0.80968	0.00000	0.81900	2014.05.28 14:21:08	0.81280		0.00	0.00	-22.43	522.49
4211194	2014.05.21 14:22:28	sell	0.50	eurgbp	0.80956	0.00000	0.79900	2014.05.28 14:21:20	0.81290		0.00	0.00	-4.13	-279.71
4211196	2014.05.21 14:22:33	buy	0.50	eurgbp	0.80968	0.00000	0.00000	2014.05.28 14:21:25	0.81274		0.00	0.00	-11.22	256.24
4298269	2014.05.27 14:10:41	sell	1.00	nzdcad	0.92637	0.00000	0.00000	2014.05.28 14:23:07	0.92220		0.00	0.00	-6.82	384.06
4298270	2014.05.27 14:10:45	sell	1.00	nzdcad	0.92637	0.00000	0.00000	2014.05.28 14:23:14	0.92221		0.00	0.00	-6.82	383.14
4306302	2014.05.27 19:35:43	sell	0.60	nzdusd	0.85349	0.00000	0.00000	2014.05.28 14:24:14	0.84936		0.00	0.00	-5.22	247.80
3725364	2014.04.29 16:45:41	sell	1.00	nzdusd	0.85455	0.00000	0.84500	2014.05.28 14:24:52	0.84936		0.00	0.00	-249.90	519.00
3725367	2014.04.29 16:45:46	sell	1.00	nzdusd	0.85455	0.00000	0.00000	2014.05.28 14:24:57	0.84936		0.00	0.00	-249.90	519.00
4283612	2014.05.26 22:06:59	sell	1.10	gbpchf	1.50666	0.00000	1.49600	2014.05.29 00:22:01	1.50176		0.00	0.00	-23.29	599.85
4283617	2014.05.26 22:08:02	buy	0.50	gbpchf	1.50690	0.00000	1.51400	2014.05.29 00:22:07	1.50120		0.00	0.00	1.95	-317.28
4283618	2014.05.26 22:08:06	sell	0.50	gbpchf	1.50665	0.00000	0.00000	2014.05.29 00:22:12	1.50178		0.00	0.00	-10.58	270.99
3946491	2014.05.08 08:43:13	buy	0.50	audnzd	1.08271	0.00000	1.09200	2014.05.29 05:08:48	1.09201		0.00	0.00	-31.23	394.17
														[tp]
4338280	2014.05.29 07:43:31	balance	Withdraw al.											-1 500.00
3188910	2014.04.04 17:30:41	sell	0.50	gbpcad	1.81942	0.00000	1.80900	2014.05.29 21:10:57	1.81165		0.00	0.00	26.14	358.33
4320710	2014.05.28 14:23:32	sell	1.00	nzdcad	0.92190	0.00000	0.00000	2014.05.29 21:12:47	0.91812		0.00	0.00	-20.41	348.58
4320766	2014.05.28 14:23:36	sell	1.00	nzdcad	0.92189	0.00000	0.00000	2014.05.29 21:12:51	0.91813		0.00	0.00	-20.41	346.73
4320787	2014.05.28 14:24:22	sell	0.60	nzdusd	0.84919	0.00000	0.00000	2014.05.29 21:15:21	0.84665		0.00	0.00	-15.66	152.40
4320800	2014.05.28 14:25:10	sell	1.00	nzdusd	0.84919	0.00000	0.00000	2014.05.29 21:15:35	0.84677		0.00	0.00	-26.10	242.00
4320803	2014.05.28 14:25:15	sell	1.00	nzdusd	0.84919	0.00000	0.00000	2014.05.29 21:15:40	0.84679		0.00	0.00	-26.10	240.00
4355193	2014.05.29 21:15:46	sell	1.00	nzdusd	0.84662	0.00000	0.82000	2014.06.04 06:58:12	0.84198		0.00	0.00	-34.80	464.00
4355194	2014.05.29 21:15:50	sell	1.00	nzdusd	0.84662	0.00000	0.82000	2014.06.04 06:58:15	0.84199		0.00	0.00	-34.80	463.00
4355189	2014.05.29 21:15:28	sell	0.60	nzdusd	0.84656	0.00000	0.00000	2014.06.04 06:58:59	0.84200		0.00	0.00	-20.88	273.60
3699896	2014.04.28 21:29:00	buy	0.80	gbpnzd	1.96992	0.00000	2.00000	2014.06.04 07:02:16	1.98590		0.00	0.00	-408.68	1 076.33
4338127	2014.05.29 07:15:47	buy	0.50	audnzd	1.09337	0.00000	1.10300	2014.06.04 12:26:13	1.10302		0.00	0.00	-5.93	405.72
														[tp]

PRO version Are you a developer? Try out the HTML to PDF API pdfcrowd.com

4432464	2014.06.04 07:02:48	buy	0.80	gbpnzd	1.98634	0.00000	2.00000	2014.06.04 14:22:50	1.99193	0.00	0.00	0.00	376.17
4399987	2014.06.02 19:56:01	sell	1.00	usdchf	0.89937	0.00000	0.88900	2014.06.06 00:38:12	0.89135	0.00	0.00	-13.39	899.76
4399990	2014.06.02 19:56:11	buy	0.60	usdchf	0.89952	0.00000	0.90400	2014.06.06 00:38:18	0.89116	0.00	0.00	-2.81	-562.86
4399991	2014.06.02 19:56:15	sell	0.60	usdchf	0.89937	0.00000	0.00000	2014.06.06 00:38:22	0.89140	0.00	0.00	-8.04	536.46
4477387	2014.06.05 17:14:12	buy	1.00	eurgbp	0.81006	0.00000	0.81900	2014.06.06 00:39:19	0.81249	0.00	0.00	-3.20	408.56
4528420	2014.06.09 16:00:29	sell	1.00	gbpjpy	172.141	0.000	171.100	2014.06.10 20:17:20	171.479	0.00	0.00	-3.71	646.57
4528423	2014.06.09 16:00:37	buy	0.50	gbpjpy	172.164	0.000	173.000	2014.06.10 20:17:26	171.447	0.00	0.00	0.54	-350.20
4528424	2014.06.09 16:00:41	sell	0.50	gbpjpy	172.141	0.000	0.000	2014.06.10 20:17:30	171.481	0.00	0.00	-1.85	322.31
4338129	2014.05.29 07:15:51	sell	0.50	audnzd	1.09310	0.00000	1.08400	2014.06.12 04:30:05	1.08420	0.00	0.00	1.16	384.16
													[tp]
4556370	2014.06.10 20:30:15	buy	0.50	gbpchf	1.50694	0.00000	1.51400	2014.06.12 10:06:12	1.51403	0.00	0.00	1.56	394.01
													[tp]
4322075	2014.05.28 15:13:00	sell	0.40	eurgbp	0.81254	0.00000	0.80300	2014.06.12 23:04:52	0.80299	0.00	0.00	-7.98	645.21
													[tp]
4601109	2014.06.12 16:36:18	sell	1.00	eurgbp	0.80405	0.00000	0.80300	2014.06.12 23:04:52	0.80299	0.00	0.00	0.00	179.04
													[tp]
4601112	2014.06.12 16:36:28	sell	0.50	eurgbp	0.80405	0.00000	0.80300	2014.06.12 23:04:52	0.80299	0.00	0.00	0.00	89.52
													[tp]
4440789	2014.06.04 14:23:00	buy	0.80	gbpnzd	1.99224	0.00000	2.00000	2014.06.12 23:49:14	1.94726	0.00	0.00	-112.78	-3 126.97
											so: 79.9%/1034.9/1295.3		
4023194	2014.05.12 19:57:46	buy	1.00	eurgbp	0.81566	0.00000	0.82400	2014.06.12 23:49:15	0.80063	0.00	0.00	-105.27	-2 544.14
											so: 52.7%/1007.3/1910.3		
4355170	2014.05.29 21:13:00	sell	1.00	nzdcad	0.91783	0.00000	0.89700	2014.06.12 23:49:15	0.94368	0.00	0.00	-95.07	-2 381.35
											so: 61.3%/1003.1/1635.6		
4432417	2014.06.04 06:58:19	sell	1.00	nzdusd	0.84183	0.00000	0.82000	2014.06.12 23:49:15	0.86922	0.00	0.00	-87.00	-2 739.00
											so: 66.1%/1032.9/1562.3		
4432418	2014.06.04 06:58:22	sell	1.00	nzdusd	0.84184	0.00000	0.82000	2014.06.12 23:49:15	0.86924	0.00	0.00	-87.00	-2 740.00

PRO version Are you a developer? Try out the HTML to PDF API pdfcrowd.com

so: 57.0%/988.1/1735.0

2764358	2014.03.19 17:29:53	buy	1.00	nzdcad	0.96437	0.00000	0.97000	2014.06.12 23:49:16	0.94325	0.00	0.00	250.87	-1 945.86
so: 50.7%/1003.1/1980.3													
2764544	2014.03.19 17:38:33	buy	1.00	nzdcad	0.96362	0.00000	0.96500	2014.06.12 23:49:16	0.94326	0.00	0.00	250.87	-1 875.84
so: 65.1%/1003.8/1540.9													
3023005	2014.03.31 00:04:08	sell	0.80	gbpnzd	1.92016	0.00000	1.91000	2014.06.12 23:49:16	1.94808	0.00	0.00	601.14	-1 941.49
so: 55.5%/1004.0/1808.0													
4355171	2014.05.29 21:13:05	sell	1.00	nzdcad	0.91783	0.00000	0.89700	2014.06.12 23:49:16	0.94368	0.00	0.00	-95.07	-2 381.35
so: 55.5%/1003.1/1807.0													
4432424	2014.06.04 06:59:06	sell	0.60	nzdusd	0.84186	0.00000	0.83000	2014.06.12 23:49:17	0.86924	0.00	0.00	-52.20	-1 642.80
so: 73.1%/999.9/1368.6													
4528258	2014.06.09 15:54:23	buy	1.00	eurgbp	0.81007	0.00000	0.82000	2014.06.12 23:49:17	0.80061	0.00	0.00	-15.94	-1 601.44
so: 67.4%/995.2/1476.3													
4556368	2014.06.10 20:30:08	sell	1.00	gbpchf	1.50668	0.00000	1.49600	2014.06.12 23:50:00	1.52072	0.00	0.00	-16.90	-1 562.93
so: 79.7%/959.8/1203.8													
3902413	2014.05.06 17:45:33	buy	1.00	nzdusd	0.87635	0.00000	0.88100	2014.06.13 00:17:54	0.86865	0.00	0.00	220.50	-770.00
4528299	2014.06.09 15:54:57	sell	0.40	eurgbp	0.80996	0.00000	0.79500	2014.06.13 00:28:44	0.80040	0.00	0.00	-2.82	647.45
4440823	2014.06.04 14:23:59	buy	0.30	audnzd	1.10231	0.00000	0.00000	2014.06.13 02:54:58	1.08615	0.00	0.00	-9.82	-420.65
4440824	2014.06.04 14:24:02	sell	0.30	audnzd	1.10197	0.00000	0.00000	2014.06.13 02:55:01	1.08647	0.00	0.00	0.55	403.52
4023196	2014.05.12 19:58:02	buy	0.50	eurgbp	0.81566	0.00000	0.00000	2014.06.17 15:30:03	0.79910	0.00	0.00	-57.48	-1 405.21
so: 55.4%/131.0/236.4													
4355160	2014.05.29 21:11:03	sell	0.50	gbpcad	1.81144	0.00000	0.00000	2014.06.17 15:30:03	1.84480	0.00	0.00	7.00	-1 534.98
so: 68.0%/45.8/67.4													
2652686	2014.03.14 08:21:06	sell	0.50	audnzd	1.05516	0.00000	0.00000	2014.06.17 15:30:04	1.08004	0.00	0.00	-43.29	-1 078.57
so: 34.9%/177.0/506.5													
3023019	2014.03.31 00:04:18	sell	0.40	gbpnzd	1.92016	0.00000	0.00000	2014.06.17 15:30:04	1.95980	0.00	0.00	314.22	-1 374.71
so: 50.2%/186.9/372.1													
3902415	2014.05.06 17:45:40	buy	1.00	nzdusd	0.87637	0.00000	0.00000	2014.06.17 15:30:05	0.86657	0.00	0.00	231.90	-980.00

PRO version Are you a developer? Try out the HTML to PDF API pdfcrowd.com

													so: 32.1%/203.6/634.7
4556377	2014.06.10 20:30:18	sell	0.50	gbpchf	1.50668	0.00000	0.00000	2014.06.17 15:30:05	1.52555	0.00	0.00	-14.78	-1 049.75
													so: 30.8%/184.9/600.5
4322077	2014.05.28 15:13:05	buy	0.40	eurgbp	0.81267	0.00000	0.00000	2014.06.17 15:30:06	0.79909	0.00	0.00	-25.52	-921.83
													so: 27.8%/224.9/808.8
4580850	2014.06.11 22:07:42	buy	0.50	audnzd	1.09674	0.00000	0.00000	2014.06.17 15:30:06	1.07932	0.00	0.00	-9.05	-754.70
													so: 24.6%/226.1/917.3
4528304	2014.06.09 15:55:00	buy	0.40	eurgbp	0.81010	0.00000	0.00000	2014.06.17 15:30:07	0.79907	0.00	0.00	-10.25	-748.67
													so: 31.9%/262.3/823.3
3902427	2014.05.06 17:45:54	buy	0.60	nzdusd	0.87645	0.00000	0.00000	2014.06.17 15:30:08	0.86629	0.00	0.00	139.14	-609.60
													so: 33.2%/340.7/1025.7
4580613	2014.06.11 21:45:32	buy	0.50	audnzd	1.09645	0.00000	0.00000	2014.06.17 15:30:08	1.07956	0.00	0.00	-9.05	-731.58
													so: 32.8%/305.3/931.6
3699902	2014.04.28 21:29:07	buy	0.40	gbpnzd	1.96993	0.00000	0.00000	2014.06.17 15:30:09	1.95852	0.00	0.00	-278.00	-395.37
													so: 30.1%/339.4/1129.5
4613430	2014.06.13 00:22:06	buy	0.50	eurgbp	0.80023	0.00000	0.00000	2014.06.17 15:30:09	0.79905	0.00	0.00	-3.22	-100.09
													so: 33.5%/333.7/995.0
4614835	2014.06.13 02:56:20	sell	0.40	eurgbp	0.79920	0.00000	0.00000	2014.06.17 15:30:10	0.79943	0.00	0.00	-0.95	-15.61
													so: 20.1%/241.0/1198.2
4617533	2014.06.13 07:16:05	sell	0.20	gbpchf	1.52356	0.00000	1.51300	2014.06.17 15:30:10	1.52512	0.00	0.00	-1.69	-34.70
													so: 22.3%/251.9/1130.5
4614719	2014.06.13 02:52:18	sell	0.50	eurgbp	0.79933	0.00000	0.00000	2014.06.17 15:30:11	0.79940	0.00	0.00	-1.18	-5.94
													so: 21.4%/232.7/1089.8
4614721	2014.06.13 02:52:24	sell	0.40	eurgbp	0.79933	0.00000	0.00000	2014.06.17 15:30:11	0.79937	0.00	0.00	-0.95	-2.71
													so: 34.5%/282.1/818.8
4614743	2014.06.13 02:53:56	sell	0.50	eurgbp	0.79933	0.00000	0.00000	2014.06.17 15:30:11	0.79936	0.00	0.00	-1.18	-2.54
													so: 28.4%/271.1/954.3
4211267	2014.05.21 14:26:23	buy	0.50	gbpcad	1.84380	0.00000	0.00000	2014.06.17 15:30:12	1.84413	0.00	0.00	-57.04	15.18

PRO version Are you a developer? Try out the HTML to PDF API pdfcrowd.com

													so: 41.9%/297.7/710.4
4601080	2014.06.12 16:33:25	sell	0.50	audnzd	1.08408	0.00000	0.00000	2014.06.17 15:30:13	1.08008	0.00	0.00	0.27	173.25
													so: 69.0%/301.5/437.2
4613414	2014.06.13 00:20:12	sell	0.60	nzdusd	0.86864	0.00000	0.00000	2014.06.17 15:30:13	0.86633	0.00	0.00	-10.44	138.60
													so: 54.8%/296.4/541.4
4613413	2014.06.13 00:19:41	sell	1.00	nzdusd	0.86864	0.00000	0.00000	2014.06.17 17:55:43	0.86499	0.00	0.00	-17.40	365.00
4613504	2014.06.13 00:31:12	buy	0.50	gbpchf	1.52130	0.00000	0.00000	2014.06.17 17:55:49	1.52652	0.00	0.00	0.78	289.99
4670954	2014.06.17 19:07:11	buy	0.10	eurgbp	0.79846	0.00000	0.80800	2014.06.30 15:28:55	0.80064	0.00	0.00	-4.18	37.15
4670956	2014.06.17 19:07:49	sell	0.05	eurgbp	0.79832	0.00000	0.79400	2014.06.30 15:29:02	0.80083	0.00	0.00	-0.78	-21.39
4670957	2014.06.17 19:07:55	buy	0.05	eurgbp	0.79845	0.00000	0.00000	2014.06.30 15:29:06	0.80067	0.00	0.00	-2.08	18.92
4848142	2014.06.30 15:53:18	sell	0.05	eurgbp	0.80075	0.00000	0.79560	2014.07.02 11:32:35	0.79558	0.00	0.00	-0.12	44.40
													[tp]
4818769	2014.06.26 20:51:56	sell	0.10	usdcad	1.06890	0.00000	1.06200	2014.07.04 18:29:51	1.06373	0.00	0.00	0.80	48.60
5080255	2014.07.16 07:08:01	sell	0.05	eurgbp	0.79148	0.00000	0.78400	2014.07.16 23:33:39	0.78933	0.00	0.00	0.00	18.42
5080256	2014.07.16 07:08:09	sell	0.10	eurgbp	0.79147	0.00000	0.78400	2014.07.16 23:33:48	0.78933	0.00	0.00	0.00	36.67
5099471	2014.07.17 08:02:42	sell	0.10	chfjpy	112.990	0.000	112.700	2014.07.21 00:29:44	112.901	0.00	0.00	-0.42	8.78
5137289	2014.07.21 05:46:45	sell	0.10	chfjpy	112.787	0.000	112.600	2014.07.22 15:32:27	112.600	0.00	0.00	-0.21	18.41
													[tp]
5171158	2014.07.22 20:13:47	sell	0.10	eurgbp	0.78937	0.00000	0.78700	2014.07.23 03:42:02	0.78926	0.00	0.00	-0.12	1.88
5164568	2014.07.22 15:39:31	sell	0.10	chfjpy	112.562	0.000	112.000	2014.07.23 07:06:28	112.398	0.00	0.00	-0.21	16.17
5199993	2014.07.24 09:20:40	buy	0.07	eursgd	1.66546	0.00000	1.67300	2014.07.24 18:14:01	1.67043	0.00	0.00	0.00	28.04
5190949	2014.07.23 22:50:17	buy	0.02	eursgd	1.66495	0.00000	1.67400	2014.07.24 18:14:06	1.67063	0.00	0.00	-0.17	9.15
5165749	2014.07.22 15:55:21	buy	0.10	eurgbp	0.78994	0.00000	0.00000	2014.07.24 18:14:17	0.79330	0.00	0.00	-1.71	57.02
4774342	2014.06.24 18:44:59	buy	0.05	usdcad	1.07407	0.00000	0.00000	2014.07.24 18:16:59	1.07409	0.00	0.00	-5.98	0.09
4774340	2014.06.24 18:44:55	sell	0.05	usdcad	1.07391	0.00000	1.05800	2014.07.24 18:17:03	1.07425	0.00	0.00	1.75	-1.58
5136165	2014.07.21 02:20:04	sell	0.10	usdcad	1.07383	0.00000	1.06350	2014.07.24 20:26:45	1.07493	0.00	0.00	0.56	-10.23
4774334	2014.06.24 18:44:43	buy	0.10	usdcad	1.07406	0.00000	0.00000	2014.07.24 20:26:50	1.07476	0.00	0.00	-11.90	6.51
5177381	2014.07.23 07:06:38	sell	0.10	chfjpy	112.376	0.000	0.000	2014.07.24 20:46:42	112.859	0.00	0.00	-0.62	-47.42

PRO version Are you a developer? Try out the HTML to PDF API pdfcrowd.com

5080546	2014.07.16 07:40:49	buy	0.10	chrjpy	113.521	0.0000	114.400	2014.07.24 20:46:32	112.837	0.00	0.00	-2.28	-67.16
5215298	2014.07.24 20:30:14	sell	0.04	eursgd	1.67053	0.00000	1.66500	2014.07.25 17:42:38	1.66707	0.00	0.00	-0.05	11.15
5214069	2014.07.24 18:14:23	buy	0.10	eurgbp	0.79343	0.00000	0.00000	2014.07.28 00:07:36	0.79099	0.00	0.00	-0.84	-41.42
5200072	2014.07.24 09:23:23	sell	0.10	eurgbp	0.78951	0.00000	0.78750	2014.07.28 00:07:42	0.79120	0.00	0.00	-0.24	-28.69
5231717	2014.07.25 17:43:35	sell	0.09	eursgd	1.66675	0.00000	1.66650	2014.07.28 03:38:11	1.66648	0.00	0.00	-0.12	1.96
													[tp]
5218499	2014.07.25 04:41:11	sell	0.05	gbpnok	10.53575	0.00000	10.52500	2014.07.29 00:52:44	10.57775	0.00	0.00	0.44	-33.71
5231808	2014.07.25 17:47:13	sell	0.09	eursgd	1.66696	0.00000	1.66600	2014.07.29 00:54:17	1.66939	0.00	0.00	-0.24	-17.60
5215149	2014.07.24 20:10:56	buy	0.05	gbpcad	1.82560	0.00000	1.84200	2014.07.29 04:43:47	1.83461	0.00	0.00	-0.76	41.71
5231787	2014.07.25 17:46:17	sell	0.04	eursgd	1.66693	0.00000	1.66600	2014.07.29 17:53:40	1.66696	0.00	0.00	-0.10	-0.09
5215299	2014.07.24 20:30:20	buy	0.04	eursgd	1.67097	0.00000	1.67900	2014.07.29 17:55:56	1.66648	0.00	0.00	-0.33	-14.45
5190951	2014.07.23 22:52:18	buy	0.02	gbpusd	1.70364	0.00000	1.71200	2014.07.30 18:04:34	1.69025	0.00	0.00	0.00	-26.78
5190953	2014.07.23 22:52:21	sell	0.02	gbpusd	1.70351	0.00000	0.00000	2014.07.30 18:04:39	1.69038	0.00	0.00	-0.35	26.26
5177375	2014.07.23 07:04:04	sell	0.05	eurgbp	0.78861	0.00000	0.00000	2014.07.31 18:26:54	0.79262	0.00	0.00	-0.60	-33.85
4848143	2014.06.30 15:53:22	buy	0.05	eurgbp	0.80088	0.00000	0.80900	2014.07.31 18:28:05	0.79254	0.00	0.00	-6.92	-70.40
5250510	2014.07.29 04:43:56	buy	0.05	gbpcad	1.83490	0.00000	1.85000	2014.08.01 01:05:22	1.84154	0.00	0.00	-1.26	30.44
5262172	2014.07.29 17:56:16	buy	0.05	eursgd	1.66690	0.00000	1.67600	2014.08.01 18:37:43	1.67434	0.00	0.00	-0.70	29.84
5305834	2014.08.01 01:05:35	buy	0.05	gbpcad	1.84194	0.00000	1.84900	2014.08.05 18:13:29	1.84902	0.00	0.00	-0.50	32.29
													[tp]
5215168	2014.07.24 20:13:36	buy	0.09	eursgd	1.67127	0.00000	1.68000	2014.08.06 03:49:04	1.66883	0.00	0.00	-2.76	-17.59
5262174	2014.07.29 17:56:51	sell	0.09	eursgd	1.66653	0.00000	1.66450	2014.08.06 03:49:09	1.66927	0.00	0.00	-0.97	-19.75
5340095	2014.08.04 18:10:31	buy	0.05	eursgd	1.67217	0.00000	1.68000	2014.08.06 03:49:37	1.66878	0.00	0.00	-0.28	-13.58
5215158	2014.07.24 20:11:39	buy	0.09	eursgd	1.67117	0.00000	1.68000	2014.08.08 19:13:13	1.67738	0.00	0.00	-3.77	44.68
5339766	2014.08.04 17:51:51	buy	0.05	eurgbp	0.79700	0.00000	0.82000	2014.08.08 19:13:37	0.79947	0.00	0.00	-1.26	20.71
5339767	2014.08.04 17:51:54	sell	0.05	eurgbp	0.79686	0.00000	0.79200	2014.08.08 19:13:41	0.79961	0.00	0.00	-0.36	-23.06
5340096	2014.08.04 18:10:39	sell	0.02	eursgd	1.67172	0.00000	1.66600	2014.08.08 19:13:59	1.67782	0.00	0.00	-0.17	-9.75
5340098	2014.08.04 18:10:42	buy	0.02	eursgd	1.67212	0.00000	0.00000	2014.08.08 19:14:04	1.67733	0.00	0.00	-0.35	8.33
5446285	2014.08.13 07:49:11	buy	0.07	nzdcad	0.92064	0.00000	0.92700	2014.08.13 18:30:33	0.92470	0.00	0.00	0.00	26.01

PRO version Are you a developer? Try out the HTML to PDF API pdfcrowd.com

5446286	2014.08.13 07:49:19	sell	0.03	nzdcad	0.92037	0.00000	0.01900	2014.08.13 18:30:38	0.92496	0.00	0.00	0.00	-12.60
5446287	2014.08.13 07:49:22	buy	0.03	nzdcad	0.92062	0.00000	0.00000	2014.08.13 18:30:47	0.92470	0.00	0.00	0.00	11.20
5422604	2014.08.11 08:50:26	buy	0.07	usdcad	1.09736	0.00000	1.09890	2014.08.14 15:18:25	1.08919	0.00	0.00	-1.29	-52.51
5422605	2014.08.11 08:50:30	sell	0.07	usdcad	1.09718	0.00000	0.00000	2014.08.14 15:18:29	1.08935	0.00	0.00	0.39	50.31
5467647	2014.08.14 01:32:30	sell	0.04	eursgd	1.66923	0.00000	1.66300	2014.08.15 07:31:41	1.66302	0.00	0.00	-0.05	19.96
													[tp]
5215152	2014.07.24 20:11:00	sell	0.05	gbpcad	1.82543	0.00000	0.00000	2014.08.18 00:12:19	1.82041	0.00	0.00	2.04	23.05
5509693	2014.08.18 16:33:17	sell	0.04	eursgd	1.66548	0.00000	1.66200	2014.08.18 18:31:32	1.66202	0.00	0.00	0.00	11.12
													[tp]
5512758	2014.08.18 19:08:09	sell	0.04	eursgd	1.66153	0.00000	1.65750	2014.08.22 10:26:02	1.65753	0.00	0.00	-0.31	12.81
													[tp]
5528554	2014.08.19 18:17:28	sell	0.08	eursgd	1.66038	0.00000	1.65690	2014.08.22 12:08:08	1.65703	0.00	0.00	-0.55	21.47
													[tp]
5509669	2014.08.18 16:32:13	buy	0.03	eurchf	1.21101	0.00000	1.21440	2014.08.22 19:35:49	1.20991	0.00	0.00	-0.41	-3.61
5585238	2014.08.22 19:35:45	buy	0.05	eursgd	1.65355	0.00000	1.66300	2014.08.25 07:00:41	1.65173	0.00	0.00	-0.14	-7.28
5509671	2014.08.18 16:32:26	sell	0.03	eurchf	1.21084	0.00000	1.20850	2014.08.25 15:32:29	1.20849	0.00	0.00	-0.63	7.70
													[tp]
5509676	2014.08.18 16:32:29	buy	0.03	eurchf	1.21103	0.00000	0.00000	2014.08.25 22:57:21	1.20741	0.00	0.00	-0.48	-11.87
5592381	2014.08.25 08:27:46	sell	0.03	eursgd	1.65230	0.00000	1.64600	2014.08.25 23:05:18	1.65002	0.00	0.00	0.00	5.47
5592382	2014.08.25 08:27:49	buy	0.03	eursgd	1.65272	0.00000	0.00000	2014.08.25 23:05:22	1.64938	0.00	0.00	0.00	-8.02
5592380	2014.08.25 08:27:41	buy	0.03	eursgd	1.65272	0.00000	1.66200	2014.08.25 23:06:05	1.64923	0.00	0.00	0.00	-8.38
5592441	2014.08.25 08:33:27	sell	0.04	eursgd	1.65203	0.00000	1.64700	2014.08.26 20:24:53	1.64701	0.00	0.00	-0.05	16.06
													[tp]
5601196	2014.08.25 23:04:20	sell	0.08	eursgd	1.64938	0.00000	1.64550	2014.08.27 00:41:47	1.64537	0.00	0.00	-0.22	25.67
													[tp]
5366037	2014.08.06 04:04:17	buy	0.05	gbpcad	1.85043	0.00000	1.85500	2014.08.28 15:29:55	1.79842	0.00	0.00	-6.03	-239.77
													so: 75.9%/9.1/11.9
5467642	2014.08.14 01:31:32	buy	0.08	eursgd	1.66972	0.00000	1.67800	2014.08.28 15:29:55	1.64558	0.00	0.00	-3.11	-154.65

PRO version Are you a developer? Try out the HTML to PDF API pdfcrowd.com

														so: 26.9%/7.7/28.6
4848137	2014.06.30 15:52:34	buy	0.10	eurgbp	0.80086	0.00000	0.81000	2014.08.28 15:29:56	0.79465	0.00	0.00	-25.68	-102.97	
														so: 8.9%/6.9/77.1
5177370	2014.07.23 07:01:33	sell	0.10	eurgbp	0.78861	0.00000	0.78900	2014.08.28 15:29:56	0.79508	0.00	0.00	-4.52	-107.31	
														so: 14.1%/7.0/49.8
5467649	2014.08.14 01:32:34	buy	0.04	eursgd	1.66972	0.00000	1.67800	2014.08.28 15:29:56	1.64548	0.00	0.00	-1.56	-77.65	
														so: 13.8%/6.9/49.8
5502542	2014.08.18 00:16:25	buy	0.03	gbpcad	1.82045	0.00000	1.84000	2014.08.28 15:29:57	1.79833	0.00	0.00	-1.81	-61.18	
														so: 12.3%/7.4/60.2
5620865	2014.08.27 04:24:13	sell	0.08	eursgd	1.64286	0.00000	1.63600	2014.08.28 15:29:57	1.64692	0.00	0.00	-0.33	-26.00	
														so: 11.0%/7.7/70.3
5601239	2014.08.25 23:08:49	buy	0.03	usdjpy	104.017	0.000	105.000	2014.08.28 15:29:58	103.710	0.00	0.00	-0.15	-8.88	
														so: 16.6%/6.4/38.7
5620864	2014.08.27 04:24:02	sell	0.04	eursgd	1.64292	0.00000	1.63850	2014.08.28 15:29:58	1.64697	0.00	0.00	-0.16	-12.97	
														so: 13.6%/6.7/49.2
5641674	2014.08.28 07:32:43	buy	0.02	eurchf	1.20708	0.00000	1.21100	2014.08.28 15:29:58	1.20554	0.00	0.00	0.00	-3.37	
														so: 16.3%/7.3/44.7
5641705	2014.08.28 07:47:27	buy	0.02	gbpsgd	2.06930	0.00000	2.07800	2014.08.28 15:29:59	2.07033	0.00	0.00	0.00	1.65	
														so: 17.4%/6.9/39.4
5641712	2014.08.28 07:51:12	sell	0.01	gbpsgd	2.06886	0.00000	0.00000	2014.08.28 15:29:59	2.07267	0.00	0.00	0.00	-3.05	
														so: 18.2%/7.2/39.4
5641714	2014.08.28 07:51:16	buy	0.01	gbpsgd	2.06940	0.00000	0.00000	2014.08.28 15:29:59	2.07033	0.00	0.00	0.00	0.74	
														so: 16.8%/7.2/42.7
5502545	2014.08.18 00:16:30	sell	0.03	gbpcad	1.81991	0.00000	0.00000	2014.08.28 15:30:00	1.79986	0.00	0.00	0.55	55.45	
														so: 25.7%/6.9/26.7
5601237	2014.08.25 23:08:46	sell	0.03	usdjpy	104.003	0.000	0.000	2014.08.28 15:30:00	103.743	0.00	0.00	-0.29	7.52	
														so: 21.0%/6.9/32.7
5502540	2014.08.18 00:16:09	sell	0.05	gbpcad	1.81989	0.00000	0.00000	2014.08.28 15:30:01	1.79986	0.00	0.00	0.95	92.32	

PRO version Are you a developer? Try out the HTML to PDF API pdfcrowd.com

so: 41.1%/6.9/16.7

5672352	2014.09.01 01:43:03	balance	Deposit.										97.00
5672610	2014.09.01 02:30:48	buy	0.01	usdjpy	104.162	0.000	105.000	2014.09.02 13:23:38	105.004	0.00	0.00	-0.01	8.02
													[tp]
5683502	2014.09.01 20:58:23	buy	0.01	eursgd	1.64095	0.00000	0.00000	2014.09.02 22:14:58	1.64538	0.00	0.00	-0.03	3.53
5683484	2014.09.01 20:57:59	buy	0.01	eursgd	1.64097	1.62900	1.65000	2014.09.02 22:15:14	1.64540	0.00	0.00	-0.03	3.53
5683501	2014.09.01 20:58:20	sell	0.01	eursgd	1.64063	0.00000	1.63400	2014.09.02 22:15:21	1.64577	0.00	0.00	-0.01	-4.10
5672710	2014.09.01 02:44:52	buy	0.01	gbpcad	1.80342	0.00000	1.81500	2014.09.03 17:56:20	1.79256	0.00	0.00	-0.10	-9.97
5672711	2014.09.01 02:44:55	sell	0.01	gbpcad	1.80308	0.00000	0.00000	2014.09.03 17:56:28	1.79276	0.00	0.00	0.02	9.47
5725400	2014.09.03 20:29:31	buy	0.01	eurgbp	0.79889	0.00000	0.00000	2014.09.03 20:32:49	0.79867	0.00	0.00	0.00	-0.36
5673034	2014.09.01 03:08:09	buy	0.01	gbpcad	1.80467	0.00000	1.83000	2014.09.04 18:30:20	1.77650	0.00	0.00	-0.25	-25.99
5672705	2014.09.01 02:44:23	sell	0.01	gbpcad	1.80301	0.00000	0.00000	2014.09.04 18:30:27	1.77672	0.00	0.00	0.05	24.25
5701804	2014.09.02 17:41:36	buy	0.01	usdjpy	105.096	0.000	105.400	2014.09.05 01:47:54	105.402	0.00	0.00	-0.05	2.90
													[tp]
5754150	2014.09.04 22:00:56	buy	0.02	eursgd	1.62445	0.00000	1.63400	2014.09.05 05:21:50	1.62293	0.00	0.00	-0.06	-2.42
5702466	2014.09.02 18:09:35	sell	0.01	usdjpy	105.104	0.000	0.000	2014.09.05 19:40:21	105.031	0.00	0.00	-0.10	0.70
5702463	2014.09.02 18:09:27	buy	0.01	usdjpy	105.118	0.000	107.000	2014.09.05 19:40:29	105.018	0.00	0.00	-0.05	-0.95
5725402	2014.09.03 20:29:42	buy	0.01	eurgbp	0.79888	0.00000	0.00000	2014.09.08 21:38:08	0.80077	0.00	0.00	-0.20	3.05
5725401	2014.09.03 20:29:39	sell	0.01	eurgbp	0.79875	0.00000	0.78000	2014.09.08 21:38:21	0.80092	0.00	0.00	-0.05	-3.49
5758119	2014.09.05 03:21:19	buy	0.01	usdjpy	105.543	0.000	106.100	2014.09.09 02:55:23	106.100	0.00	0.00	-0.02	5.25
													[tp]
5758053	2014.09.05 03:16:26	buy	0.02	usdjpy	105.571	0.000	106.200	2014.09.09 05:32:58	106.200	0.00	0.00	-0.04	11.85
													[tp]
5754160	2014.09.04 22:01:02	sell	0.01	eursgd	1.62403	0.00000	1.60700	2014.09.09 17:40:59	1.62966	0.00	0.00	-0.03	-4.46
5754163	2014.09.04 22:01:05	buy	0.01	eursgd	1.62458	0.00000	0.00000	2014.09.09 17:41:05	1.62924	0.00	0.00	-0.09	3.69
5792258	2014.09.08 20:19:31	buy	0.01	usdjpy	106.035	0.000	107.000	2014.09.11 08:14:28	107.000	0.00	0.00	-0.05	9.02
													[tp]
5812048	2014.09.09 17:58:38	buy	0.01	usdjpy	106.203	0.000	107.200	2014.09.12 03:51:46	107.201	0.00	0.00	-0.05	9.31

PRO version Are you a developer? Try out the HTML to PDF API pdfcrowd.com

													[tp]
5812035	2014.09.09 17:58:02	buy	0.02	usdjpy	106.219	0.000	107.300	2014.09.12 06:00:02	107.300	0.00	0.00	-0.10	20.15
													[tp]
5814013	2014.09.09 18:36:05	buy	0.01	gbpjpy	171.083	0.000	174.800	2014.09.17 07:47:18	174.633	0.00	0.00	0.01	33.11
5922275	2014.09.17 10:44:12	buy	0.01	gbpjpy	174.898	0.000	175.300	2014.09.17 16:46:02	175.301	0.00	0.00	0.00	3.76
													[tp]
5920152	2014.09.17 07:48:15	buy	0.01	gbpjpy	174.652	0.000	175.400	2014.09.17 17:08:00	175.400	0.00	0.00	0.00	6.97
													[tp]
5859966	2014.09.11 17:03:18	buy	0.01	usdjpy	106.943	0.000	107.450	2014.09.17 17:55:13	107.453	0.00	0.00	-0.04	4.75
													[tp]
5812031	2014.09.09 17:57:54	buy	0.02	usdjpy	106.208	0.000	107.600	2014.09.17 18:28:46	107.600	0.00	0.00	-0.16	25.87
													[tp]
5920214	2014.09.17 08:00:33	buy	0.01	usdjpy	107.219	0.000	107.600	2014.09.17 18:28:46	107.600	0.00	0.00	0.00	3.54
													[tp]
5859789	2014.09.11 16:58:05	buy	0.01	usdjpy	106.941	0.000	108.000	2014.09.17 19:14:52	107.619	0.00	0.00	-0.04	6.30
5859793	2014.09.11 16:58:08	sell	0.01	usdjpy	106.928	0.000	0.000	2014.09.17 19:14:57	107.634	0.00	0.00	-0.08	-6.56
5930232	2014.09.17 19:10:48	buy	0.02	usdjpy	107.647	0.000	108.000	2014.09.17 21:02:19	108.009	0.00	0.00	0.00	6.70
													[tp]
5930229	2014.09.17 19:10:36	buy	0.01	usdjpy	107.640	0.000	108.100	2014.09.17 21:02:46	108.098	0.00	0.00	0.00	4.24
													[tp]
5930234	2014.09.17 19:10:58	buy	0.02	usdjpy	107.642	0.000	108.100	2014.09.17 21:02:46	108.098	0.00	0.00	0.00	8.44
													[tp]
5942305	2014.09.18 07:03:05	buy	0.01	usdjpy	108.682	0.000	109.200	2014.09.18 07:39:16	108.661	0.00	0.00	0.00	-0.19
5942306	2014.09.18 07:03:09	sell	0.01	usdjpy	108.668	0.000	0.000	2014.09.18 07:39:22	108.676	0.00	0.00	0.00	-0.07
5930199	2014.09.17 19:08:27	buy	0.01	gbpjpy	175.719	0.000	177.000	2014.09.18 08:29:38	177.000	0.00	0.00	0.01	11.77
													[tp]
5928082	2014.09.17 17:42:57	buy	0.01	gbpjpy	175.349	0.000	177.100	2014.09.18 08:30:27	177.102	0.00	0.00	0.01	16.11
													[tp]

PRO version Are you a developer? Try out the HTML to PDF API pdfcrowd.com

5957099	2014.09.18 18:25:09	buy	0.01	eurjpy	140.337	0.000	141.300	2014.09.18 18:31:46	140.343	0.00	0.00	0.00	0.06
5937621	2014.09.17 22:38:06	buy	0.02	usdjpy	108.292	0.000	109.150	2014.09.19 04:18:42	109.149	0.00	0.00	-0.08	15.70
													[tp]
5937616	2014.09.17 22:37:45	buy	0.01	usdjpy	108.288	0.000	109.200	2014.09.19 04:20:08	109.200	0.00	0.00	-0.04	8.35
													[tp]
6013339	2014.09.23 16:35:17	buy	0.01	cadjpy	98.615	0.000	99.500	2014.09.23 16:42:57	98.627	0.00	0.00	0.00	0.11
6013371	2014.09.23 16:35:58	sell	0.01	cadjpy	98.613	0.000	97.500	2014.09.23 16:43:07	98.646	0.00	0.00	0.00	-0.30
6013376	2014.09.23 16:36:01	buy	0.01	cadjpy	98.630	0.000	0.000	2014.09.23 16:43:25	98.630	0.00	0.00	0.00	0.00
6020180	2014.09.24 03:46:50	buy	0.01	audusd	0.88513	0.00000	0.00000	2014.09.24 03:47:36	0.88486	0.00	0.00	0.00	-0.27
6020174	2014.09.24 03:42:32	sell	0.01	audusd	0.88486	0.00000	0.87000	2014.09.24 03:56:24	0.88511	0.00	0.00	0.00	-0.25
6020175	2014.09.24 03:42:35	buy	0.01	audusd	0.88502	0.00000	0.00000	2014.09.24 03:56:28	0.88496	0.00	0.00	0.00	-0.06
6042727	2014.09.25 13:14:24	buy	0.01	sgdjpy	86.110	0.000	0.000	2014.09.25 13:20:11	86.062	0.00	0.00	0.00	-0.44
6042729	2014.09.25 13:14:27	sell	0.01	sgdjpy	86.076	0.000	0.000	2014.09.25 13:20:15	86.090	0.00	0.00	0.00	-0.13
6052635	2014.09.26 03:51:56	sell	0.01	audsgd	1.11673	0.00000	1.10800	2014.09.30 03:45:11	1.10967	0.00	0.00	-0.18	5.54
5702460	2014.09.02 18:08:36	sell	0.02	usdjpy	105.103	0.000	0.000	2014.10.03 15:29:53	108.964	0.00	0.00	-1.27	-70.87
												so: 65.5%/1.2/1.8	
5672608	2014.09.01 02:30:42	sell	0.01	usdjpy	104.148	0.000	0.000	2014.10.03 15:29:54	109.001	0.00	0.00	-0.68	-44.52
												so: -9.9%/-1.0/9.8	
5792312	2014.09.08 20:21:44	sell	0.02	usdjpy	105.958	0.000	105.000	2014.10.03 15:29:54	108.992	0.00	0.00	-1.04	-55.67
												so: 29.4%/1.7/5.8	
5672611	2014.09.01 02:30:51	sell	0.01	usdjpy	104.149	0.000	0.000	2014.10.03 15:29:55	109.003	0.00	0.00	-0.68	-44.53
												so: -10.2%/-1.2/11.8	
5814014	2014.09.09 18:36:08	sell	0.01	gbpjpy	171.060	0.000	170.000	2014.10.03 15:29:55	175.287	0.00	0.00	-0.82	-38.77
												so: -3.2%/-0.4/13.8	
5944271	2014.09.18 09:19:21	buy	0.01	gbpjpy	177.195	0.000	184.000	2014.10.03 15:29:55	174.980	0.00	0.00	0.02	-20.33
												so: -15.9%/-2.7/17.0	
5944273	2014.09.18 09:19:25	buy	0.01	gbpjpy	177.192	0.000	182.000	2014.10.03 15:29:56	174.979	0.00	0.00	0.02	-20.32
												so: -18.7%/-2.6/13.8	

PRO version Are you a developer? Try out the HTML to PDF API pdfcrowd.com

5964203	2014.09.19 04:36:50	buy	0.02	usdjpy	109.899	0.000	110.800	2014.10.03 15:29:56	108.948	0.00	0.00	-0.28	-8.28
													so: -11.9%/-2.0/17.0
6116711	2014.10.01 17:49:56	sell	0.01	audsgd	1.11065	0.00000	1.10400	2014.10.03 15:29:56	1.11902	0.00	0.00	-0.37	-6.57
													so: -18.0%/-2.3/13.0
5920153	2014.09.17 07:48:18	sell	0.01	gbpjpy	174.628	0.000	0.000	2014.10.03 15:29:57	175.357	0.00	0.00	-0.57	-6.68
													so: -10.0%/-1.7/16.5
6116715	2014.10.01 17:50:00	sell	0.01	audsgd	1.11065	0.00000	1.10400	2014.10.03 15:29:57	1.11902	0.00	0.00	-0.37	-6.57
													so: -11.2%/-1.7/14.8
5964201	2014.09.19 04:36:44	buy	0.01	usdjpy	109.401	0.000	110.800	2014.10.03 15:29:58	108.906	0.00	0.00	-0.14	-4.55
													so: -20.8%/-2.8/13.3
6129682	2014.10.02 06:33:36	buy	0.01	audsgd	1.11922	0.00000	1.13500	2014.10.03 15:30:04	1.11376	0.00	0.00	0.03	-4.28
													so: 79.4%/7.6/9.5
6129686	2014.10.02 06:33:44	buy	0.01	audsgd	1.11927	0.00000	0.00000	2014.10.03 15:30:04	1.11175	0.00	0.00	0.03	-5.89
													so: -40.6%/-4.6/11.3
6052634	2014.09.26 03:51:52	buy	0.01	audsgd	1.11712	0.00000	0.00000	2014.10.03 16:06:41	1.11428	0.00	0.00	0.21	-2.22
													so: 79.0%/6.1/7.8
5937622	2014.09.17 22:38:09	buy	0.02	usdjpy	108.298	0.000	110.500	2014.10.06 00:03:17	109.818	0.00	0.00	-0.38	27.68
5930236	2014.09.17 19:11:23	buy	0.01	usdjpy	107.641	0.000	0.000	2014.10.06 00:03:22	109.748	0.00	0.00	-0.19	19.20
6129685	2014.10.02 06:33:41	sell	0.01	audsgd	1.11883	0.00000	1.10650	2014.10.06 00:06:09	1.11402	0.00	0.00	-0.18	3.75
6052636	2014.09.26 03:51:59	buy	0.01	audsgd	1.11707	0.00000	0.00000	2014.10.06 00:06:16	1.10903	0.00	0.00	0.24	-6.29
6557405	2014.11.04 01:38:26	sell	0.01	sgdjpy	88.101	0.000	86.000	2014.11.07 15:29:52	89.340	0.00	0.00	0.09	-10.72
													so: 73.6%/2.3/3.1
6557409	2014.11.04 01:38:33	buy	0.01	sgdjpy	88.141	0.000	89.500	2014.11.07 15:29:53	88.940	0.00	0.00	-0.09	6.91
													so: 43.9%/0.7/1.5
6557410	2014.11.04 01:38:36	sell	0.01	sgdjpy	88.101	0.000	0.000	2014.11.07 15:29:53	89.435	0.00	0.00	0.09	-11.54
													so: 46.5%/0.7/1.5
7535756	2015.01.28 18:49:14	balance	Deposit.										97.00
7536186	2015.01.28 19:36:35	buy	0.01	eurgbp	0.74844	0.00000	0.00000	2015.02.03 15:48:28	0.75637	0.00	0.00	-0.30	11.99

PRO version Are you a developer? Try out the HTML to PDF API pdfcrowd.com

7581223	2015.02.02 18:38:32	sell	0.01	eurusd	1.13347	0.00000	1.11000	2015.02.03 15:48:40	1.14359	0.00	0.00	0.00	-10.12
7581224	2015.02.02 18:38:37	buy	0.01	eurusd	1.13359	0.00000	0.00000	2015.02.03 15:48:47	1.14339	0.00	0.00	-0.02	9.80
7581221	2015.02.02 18:38:26	buy	0.01	eurusd	1.13353	0.00000	1.15300	2015.02.03 20:29:55	1.15300	0.00	0.00	-0.02	19.47
													[tp]
7536184	2015.01.28 19:36:32	sell	0.01	eurgbp	0.74826	0.00000	0.74200	2015.02.03 22:44:46	0.75716	0.00	0.00	0.07	-13.50
7536183	2015.01.28 19:36:10	buy	0.01	eurgbp	0.74842	0.00000	0.76200	2015.02.03 22:44:51	0.75699	0.00	0.00	-0.30	13.00
7536117	2015.01.28 19:31:06	sell	0.01	audchf	0.72166	0.00000	0.69500	2015.02.04 02:21:53	0.71856	0.00	0.00	-0.62	3.35
7536116	2015.01.28 19:31:02	buy	0.01	audchf	0.72211	0.00000	0.00000	2015.02.04 02:21:59	0.71816	0.00	0.00	0.34	-4.28
7606352	2015.02.04 02:16:53	buy	0.01	nzdusd	0.73883	0.00000	0.75500	2015.02.05 19:52:47	0.73901	0.00	0.00	0.18	0.18
7606353	2015.02.04 02:16:56	sell	0.01	nzdusd	0.73846	0.00000	0.72000	2015.02.05 19:52:51	0.73918	0.00	0.00	-0.24	-0.72
7606354	2015.02.04 02:17:00	buy	0.01	nzdusd	0.73862	0.00000	0.00000	2015.02.05 19:53:00	0.73899	0.00	0.00	0.18	0.37
7636431	2015.02.05 20:02:08	buy	0.01	nzdusd	0.73895	0.00000	0.75500	2015.02.17 07:12:18	0.75175	0.00	0.00	0.60	12.80
7636428	2015.02.05 20:01:44	sell	0.01	nzdusd	0.73869	0.00000	0.71500	2015.02.17 07:12:34	0.75193	0.00	0.00	-0.80	-13.24
7636429	2015.02.05 20:01:56	buy	0.01	nzdusd	0.73893	0.00000	0.00000	2015.02.17 07:12:38	0.75175	0.00	0.00	0.60	12.82
7636397	2015.02.05 19:57:08	sell	0.01	eurgbp	0.74829	0.00000	0.72850	2015.02.23 23:29:23	0.73327	0.00	0.00	0.18	23.22
7845627	2015.02.25 17:57:00	sell	0.01	eurdkk	7.46735	0.00000	7.44650	2015.02.26 03:03:12	7.46891	0.00	0.00	-0.01	-0.23
7846930	2015.02.25 21:11:54	sell	0.01	eurgbp	0.73195	0.00000	0.72900	2015.02.26 15:46:58	0.72899	0.00	0.00	0.04	4.58
													[tp]
7818591	2015.02.24 07:40:18	sell	0.01	eurgbp	0.73406	0.00000	0.72350	2015.03.02 06:06:48	0.72596	0.00	0.00	0.07	12.47
7894121	2015.03.02 18:49:28	sell	0.01	eurusd	1.11925	0.00000	1.10500	2015.03.05 02:38:54	1.10790	0.00	0.00	0.00	11.35
7927360	2015.03.05 02:47:18	sell	0.01	eurusd	1.10768	0.00000	1.10250	2015.03.05 16:03:42	1.10238	0.00	0.00	0.00	5.30
													[tp]
7927361	2015.03.05 02:47:22	sell	0.01	eurusd	1.10771	0.00000	1.10190	2015.03.05 16:04:05	1.10187	0.00	0.00	0.00	5.84
													[tp]
7941901	2015.03.05 18:21:55	sell	0.01	eurusd	1.10255	0.00000	1.09500	2015.03.06 13:46:46	1.09507	0.00	0.00	0.00	7.48
													[tp]
7941876	2015.03.05 18:19:47	sell	0.01	eurusd	1.10317	0.00000	1.09350	2015.03.06 13:55:14	1.09339	0.00	0.00	0.00	9.78
													[tp]

PRO version Are you a developer? Try out the HTML to PDF API pdfcrowd.com

7847010	2015.02.25 21:19:15	buy	0.01	usdsgd	1.38395	0.00000	1.38000	2015.03.06 16:55:06	1.38006	0.00	0.00	-0.24	18.92
													[tp]
7961730	2015.03.06 17:58:05	buy	0.01	usdsgd	1.37988	0.00000	1.39000	2015.03.06 18:05:54	1.37958	0.00	0.00	0.00	-0.22
7961723	2015.03.06 17:58:00	sell	0.01	usdsgd	1.37954	0.00000	1.35500	2015.03.06 22:18:14	1.38115	0.00	0.00	0.00	-1.17
7964822	2015.03.06 23:04:47	sell	0.01	eurusd	1.08480	0.00000	1.07700	2015.03.10 11:40:27	1.07700	0.00	0.00	0.00	7.80
													[tp]
7961490	2015.03.06 17:46:55	sell	0.01	eurusd	1.08847	0.00000	1.07500	2015.03.10 11:44:23	1.07501	0.00	0.00	0.00	13.46
													[tp]
7961492	2015.03.06 17:47:11	sell	0.01	eurusd	1.08851	0.00000	1.07500	2015.03.10 11:44:24	1.07516	0.00	0.00	0.00	13.35
													[tp]
7946724	2015.03.06 06:51:59	sell	0.01	eurgbp	0.72293	0.00000	0.71400	2015.03.10 11:47:28	0.71400	0.00	0.00	0.02	13.43
													[tp]
7946725	2015.03.06 06:52:04	sell	0.01	eurgbp	0.72294	0.00000	0.71100	2015.03.10 18:19:54	0.71095	0.00	0.00	0.02	18.10
													[tp]
7964528	2015.03.06 22:19:49	buy	0.01	usdsgd	1.38118	0.00000	1.39000	2015.03.10 23:51:44	1.39006	0.00	0.00	-0.04	6.39
													[tp]
7991168	2015.03.10 15:46:47	sell	0.01	eurusd	1.07661	0.00000	1.06500	2015.03.11 11:05:55	1.06498	0.00	0.00	0.00	11.63
													[tp]
7991238	2015.03.10 15:48:34	sell	0.01	eurusd	1.07738	0.00000	1.06500	2015.03.11 11:05:55	1.06498	0.00	0.00	0.00	12.40
													[tp]
7991165	2015.03.10 15:46:41	sell	0.01	eurusd	1.07650	0.00000	1.06400	2015.03.11 11:16:17	1.06400	0.00	0.00	0.00	12.50
													[tp]
7991241	2015.03.10 15:48:38	sell	0.01	eurusd	1.07729	0.00000	1.06400	2015.03.11 11:16:17	1.06400	0.00	0.00	0.00	13.29
													[tp]
7997255	2015.03.10 23:49:06	sell	0.01	eurgbp	0.70984	0.00000	0.70200	2015.03.11 13:32:53	0.70200	0.00	0.00	0.01	11.81
													[tp]
8230108	2015.03.27 17:22:14	sell	0.01	eurgbp	0.72983	0.00000	0.72500	2015.03.31 16:31:28	0.72575	0.00	0.00	0.02	6.03
8007264	2015.03.11 15:24:15	sell	0.01	eurgbp	0.70505	0.00000	0.70250	2015.04.03 15:29:56	0.73559	0.00	0.00	0.29	-45.33

PRO version Are you a developer? Try out the HTML to PDF API pdfcrowd.com

														so: 73.3%/3.1/4.2
7894118	2015.03.02 18:49:23	buy	0.01	eurusd	1.11936	0.00000	0.00000	2015.04.03 15:29:57	1.08694	0.00	0.00	-0.63	-32.42	
														so: 1.5%/0.0/2.0
7894122	2015.03.02 18:49:31	buy	0.01	eurusd	1.11935	0.00000	0.00000	2015.04.03 15:29:57	1.08694	0.00	0.00	-0.63	-32.41	
														so: 0.7%/0.0/4.2
7991279	2015.03.10 15:50:07	sell	0.01	eurgbp	0.71401	0.00000	0.70200	2015.04.03 15:29:58	0.73551	0.00	0.00	0.30	-31.93	
														so: 61.0%/3.8/6.3
8007053	2015.03.11 15:13:51	sell	0.01	eurusd	1.06062	0.00000	0.00000	2015.04.03 15:29:58	1.08996	0.00	0.00	0.00	-29.34	
														so: 39.6%/3.4/8.5
8007060	2015.03.11 15:14:13	sell	0.01	eurusd	1.06092	0.00000	0.00000	2015.04.03 15:29:59	1.08940	0.00	0.00	0.00	-28.48	
														so: -23.8%/-1.5/6.4
8007061	2015.03.11 15:14:17	sell	0.01	eurusd	1.06095	0.00000	1.04500	2015.04.03 15:29:59	1.08858	0.00	0.00	0.00	-27.63	
														so: 75.0%/3.2/4.2
8007064	2015.03.11 15:14:20	sell	0.01	eurusd	1.06102	0.00000	1.04300	2015.04.03 15:29:59	1.08935	0.00	0.00	0.00	-28.33	
														so: 45.0%/2.9/6.4
7997371	2015.03.11 00:03:17	buy	0.01	usdsgd	1.39072	0.00000	1.41000	2015.04.03 15:30:00	1.35392	0.00	0.00	-0.54	-27.18	
														so: 26.3%/2.3/8.6
7636396	2015.02.05 19:57:06	buy	0.01	eurgbp	0.74847	0.00000	0.76500	2015.04.03 15:30:01	0.73273	0.00	0.00	-2.81	-23.32	
														so: 16.7%/1.4/8.6
7636398	2015.02.05 19:57:12	buy	0.01	eurgbp	0.74847	0.00000	0.80000	2015.04.03 15:30:01	0.73273	0.00	0.00	-2.81	-23.40	
														so: 41.3%/2.6/6.3
8257136	2015.03.31 16:48:11	sell	0.01	eurgbp	0.72551	0.00000	0.71900	2015.04.03 15:30:02	0.73513	0.00	0.00	0.06	-14.31	
														so: 37.8%/3.2/8.5
8295799	2015.04.03 08:47:42	buy	0.01	eurusd	1.08824	0.00000	1.09700	2015.04.03 15:30:09	1.09690	0.00	0.00	0.00	8.66	
														[tp]
7847011	2015.02.25 21:19:18	sell	0.01	usdsgd	1.35379	0.00000	0.00000	2015.04.03 16:36:44	1.34783	0.00	0.00	0.06	4.42	
7961489	2015.03.06 17:46:49	buy	0.01	eurusd	1.08861	0.00000	1.15000	2015.04.03 16:37:01	1.09955	0.00	0.00	-0.52	10.94	
7961491	2015.03.06 17:47:07	buy	0.01	eurusd	1.08862	0.00000	1.12500	2015.04.03 16:37:15	1.09932	0.00	0.00	-0.52	10.70	

PRO version Are you a developer? Try out the HTML to PDF API pdfcrowd.com

8322890	2015.04.07 05:01:33	buy	0.01	audnzd	1.01034	0.00000	1.01750	2015.04.07 07:34:47	1.01765	0.00	0.00	0.00	5.51
													[tp]
8334431	2015.04.07 15:13:14	sell	0.01	eurgbp	0.72861	0.00000	0.72400	2015.04.08 17:00:30	0.72566	0.00	0.00	0.01	4.41
8321794	2015.04.07 02:21:02	sell	0.01	eurusd	1.09341	0.00000	1.07250	2015.04.09 16:52:39	1.07250	0.00	0.00	0.00	20.91
													[tp]
8326260	2015.04.07 08:16:33	buy	0.01	audnzd	1.02054	0.00000	1.02050	2015.04.16 04:56:17	1.02052	0.00	0.00	-0.33	-0.01
													[tp]
8468561	2015.04.16 06:20:28	sell	0.01	audnzd	1.02027	1.02550	1.01400	2015.04.16 13:55:42	1.01829	0.00	0.00	0.00	1.52
8355745	2015.04.08 17:57:39	sell	0.01	eurgbp	0.72316	0.00000	0.71600	2015.04.16 13:55:52	0.71829	0.00	0.00	0.12	7.27
8499131	2015.04.20 08:45:57	sell	0.01	eurnzd	1.39661	0.00000	1.39200	2015.04.21 11:02:57	1.39200	0.00	0.00	0.11	3.53
													[tp]
8523694	2015.04.22 05:55:01	buy	0.01	audnzd	1.01222	0.00000	1.02000	2015.04.23 04:43:47	1.02000	0.00	0.00	-0.09	5.90
													[tp]
8499132	2015.04.20 08:46:00	buy	0.01	eurnzd	1.39692	0.00000	1.41500	2015.04.23 09:03:47	1.41500	0.00	0.00	-0.69	13.68
													[tp]
8484344	2015.04.17 05:02:09	sell	0.01	eurgbp	0.72080	0.00000	0.70500	2015.04.27 15:21:50	0.71654	0.00	0.00	0.08	6.44
8323577	2015.04.07 06:09:34	buy	0.01	eurusd	1.09453	0.00000	1.10400	2015.04.29 15:30:46	1.10398	0.00	0.00	-0.41	9.45
													[tp]
8600162	2015.04.29 16:59:09	buy	0.01	euraud	1.37654	0.00000	1.38500	2015.04.29 18:00:36	1.38503	0.00	0.00	0.00	6.83
													[tp]
8600256	2015.04.29 17:00:20	sell	0.01	euraud	1.37597	0.00000	1.36500	2015.04.29 19:08:37	1.38532	0.00	0.00	0.00	-7.53
8600262	2015.04.29 17:00:23	buy	0.01	euraud	1.37592	0.00000	0.00000	2015.04.29 19:08:48	1.38496	0.00	0.00	0.00	7.29
8600718	2015.04.29 17:12:14	buy	0.01	eurcad	1.32765	0.00000	1.33700	2015.04.29 19:09:34	1.33504	0.00	0.00	0.00	6.18
8600748	2015.04.29 17:13:24	sell	0.01	eurcad	1.32790	0.00000	1.30500	2015.04.29 19:09:40	1.33518	0.00	0.00	0.00	-6.09
8600749	2015.04.29 17:13:27	buy	0.01	eurcad	1.32808	0.00000	0.00000	2015.04.29 19:10:07	1.33496	0.00	0.00	0.00	5.76
8546629	2015.04.23 16:10:30	buy	0.01	eurnzd	1.42497	0.00000	1.46000	2015.04.30 00:09:34	1.46028	0.00	0.00	-0.97	26.90
													[tp]
8548226	2015.04.23 17:42:09	buy	0.01	audnzd	1.02557	0.00000	1.05100	2015.04.30 00:09:51	1.05103	0.00	0.00	-0.28	19.37

PRO version Are you a developer? Try out the HTML to PDF API pdfcrowd.com

													[tp]
8607911	2015.04.30 02:35:02	buy	0.01	eurnzd	1.46025	0.00000	1.47500	2015.04.30 11:01:33	1.47495	0.00	0.00	0.00	11.19
													[tp]
8633531	2015.05.01 05:57:52	sell	0.01	usdsgd	1.32372	0.00000	0.00000	2015.05.01 05:58:11	1.32404	0.00	0.00	0.00	-0.24
8633532	2015.05.01 05:57:54	buy	0.01	usdsgd	1.32399	0.00000	0.00000	2015.05.01 05:58:15	1.32374	0.00	0.00	0.00	-0.19
8633565	2015.05.01 06:14:33	buy	0.01	sgdjpy	90.414	0.000	0.000	2015.05.01 06:14:46	90.378	0.00	0.00	0.00	-0.30
8633566	2015.05.01 06:14:37	sell	0.01	sgdjpy	90.377	0.000	0.000	2015.05.01 06:14:53	90.414	0.00	0.00	0.00	-0.31
8588929	2015.04.28 18:45:37	buy	0.01	eurgbp	0.71608	0.00000	0.73700	2015.05.01 13:49:01	0.73700	0.00	0.00	-0.21	31.98
													[tp]
8633529	2015.05.01 05:57:28	buy	0.01	usdsgd	1.32399	0.00000	1.33400	2015.05.01 16:07:09	1.32652	0.00	0.00	0.00	1.91
8633522	2015.05.01 05:55:25	sell	0.01	sgdjpy	90.392	0.000	89.400	2015.05.01 16:07:53	90.417	0.00	0.00	0.00	-0.21
8641162	2015.05.01 18:52:46	sell	0.01	audusd	0.78133	0.00000	0.77200	2015.05.01 20:17:35	0.78267	0.00	0.00	0.00	-1.34
8607924	2015.04.30 02:36:14	buy	0.01	audnzd	1.05080	0.00000	1.06000	2015.05.06 03:40:42	1.06024	0.00	0.00	-0.16	7.07
													[tp]
8633385	2015.05.01 05:10:59	buy	0.01	eurnzd	1.47886	0.00000	1.49500	2015.05.06 03:41:45	1.49501	0.00	0.00	-0.40	12.07
													[tp]
8645021	2015.05.04 08:52:12	buy	0.01	audcad	0.95280	0.00000	0.96400	2015.05.07 08:42:17	0.96135	0.00	0.00	0.11	7.11
8645022	2015.05.04 08:52:15	sell	0.01	audcad	0.95250	0.00000	0.94200	2015.05.07 08:42:26	0.96156	0.00	0.00	-0.25	-7.53
8645023	2015.05.04 08:52:18	buy	0.01	audcad	0.95275	0.00000	0.00000	2015.05.07 08:42:31	0.96135	0.00	0.00	0.11	7.14
8689500	2015.05.07 08:45:00	buy	0.01	cadjpy	99.210	98.700	99.900	2015.05.07 09:00:06	99.169	0.00	0.00	0.00	-0.34
8638918	2015.05.01 16:52:35	buy	0.01	eurgbp	0.74003	0.00000	0.74700	2015.05.07 10:25:45	0.74700	0.00	0.00	-0.24	10.62
													[tp]
8607974	2015.04.30 02:57:19	sell	0.01	nzdcad	0.91434	0.00000	0.89900	2015.05.08 03:13:02	0.90092	0.00	0.00	-0.64	11.09
8702141	2015.05.08 03:14:09	sell	0.01	nzdcad	0.90082	0.00000	0.89000	2015.05.11 16:33:52	0.88993	0.00	0.00	-0.08	9.02
													[tp]
8671742	2015.05.06 04:56:57	buy	0.01	audnzd	1.06260	0.00000	1.08400	2015.05.12 17:28:46	1.08401	0.00	0.00	-0.24	15.75
													[tp]
8742021	2015.05.12 18:20:06	sell	0.01	gbpnzd	2.12422	0.00000	2.10900	2015.05.13 02:56:18	2.11434	0.00	0.00	0.11	7.33

PRO version Are you a developer? Try out the HTML to PDF API pdfcrowd.com

8641164	2015.05.01 18:52:54	buy	0.01	audusd	0.78140	0.00000	0.80400	2015.05.13 14:00:06	0.80404	0.00	0.00	0.30	22.64
													[tp]
8304320	2015.04.03 17:04:27	buy	0.01	eurusd	1.10061	0.00000	1.14500	2015.05.15 18:37:18	1.14500	0.00	0.00	-0.78	44.39
													[tp]
8732625	2015.05.12 08:40:55	buy	0.01	eurgbp	0.71750	0.00000	0.72700	2015.05.15 21:11:09	0.72700	0.00	0.00	-0.21	14.96
													[tp]
8671760	2015.05.06 04:58:34	buy	0.01	eurnzd	1.49694	0.00000	1.54000	2015.05.18 05:03:29	1.54000	0.00	0.00	-1.58	31.94
													[tp]
8780601	2015.05.14 20:30:30	buy	0.01	gbpjpy	187.760	0.000	188.900	2015.05.21 11:30:01	188.916	0.00	0.00	0.06	9.57
													[tp]
8917330	2015.05.25 03:30:53	sell	0.01	nzdusd	0.72978	0.00000	0.72600	2015.05.25 07:04:48	0.73042	0.00	0.00	0.00	-0.64
8731932	2015.05.12 07:35:37	sell	0.01	eurgbp	0.71672	0.00000	0.70750	2015.05.25 11:07:07	0.70750	0.00	0.00	0.00	14.29
													[tp]
8588926	2015.04.28 18:45:31	sell	0.01	eurgbp	0.71597	0.00000	0.70600	2015.05.25 17:40:02	0.70944	0.00	0.00	0.00	10.10
8843690	2015.05.19 16:02:11	sell	0.01	nzdusd	0.73730	0.00000	0.72450	2015.05.26 16:57:56	0.72448	0.00	0.00	-0.63	12.82
													[tp]
8967550	2015.05.27 16:44:31	buy	0.01	gbpaud	1.98849	0.00000	1.99750	2015.05.28 04:45:48	1.99760	0.00	0.00	-0.28	7.01
													[tp]
8893661	2015.05.21 17:44:48	buy	0.01	gbpjpy	189.715	0.000	190.400	2015.05.28 05:48:33	190.400	0.00	0.00	0.06	5.53
													[tp]
8966163	2015.05.27 15:49:49	sell	0.01	nzdusd	0.72195	0.00000	0.71500	2015.05.28 15:06:19	0.71494	0.00	0.00	-0.27	7.01
													[tp]
8641165	2015.05.01 18:52:57	sell	0.01	audusd	0.78122	0.00000	0.75950	2015.05.28 18:22:51	0.76301	0.00	0.00	-1.62	18.21
8997202	2015.05.28 20:06:17	buy	0.01	eurusd	1.09432	0.00000	0.00000	2015.05.28 20:07:27	1.09428	0.00	0.00	0.00	-0.04
8999142	2015.05.28 23:47:43	sell	0.01	nzdusd	0.71787	0.00000	0.71250	2015.05.29 09:46:47	0.71248	0.00	0.00	-0.09	5.39
													[tp]
8967554	2015.05.27 16:44:36	sell	0.01	gbpaud	1.98809	0.00000	1.97800	2015.06.02 09:42:52	1.97781	0.00	0.00	0.35	7.91
													[tp]

PRO version Are you a developer? Try out the HTML to PDF API pdfcrowd.com

8997208	2015.05.28 20:06:32	buy	0.01	eurusd	1.09433	0.00000	1.10400	2015.06.02 14:16:36	1.10393	0.00	0.00	-0.06	9.60
													[tp]
8798662	2015.05.18 08:58:18	buy	0.01	eurnzd	1.53807	0.00000	1.55400	2015.06.02 15:59:26	1.55418	0.00	0.00	-1.95	11.47
													[tp]
9026404	2015.05.29 16:41:29	buy	0.01	audnzd	1.07399	0.00000	1.08800	2015.06.03 04:30:05	1.08754	0.00	0.00	-0.12	9.71
													[tp]
8798575	2015.05.18 08:51:28	buy	0.01	eurgbp	0.72682	0.00000	0.73400	2015.06.03 17:07:42	0.73409	0.00	0.00	-0.65	11.15
													[tp]
8731931	2015.05.12 07:35:34	buy	0.01	eurgbp	0.71685	0.00000	0.74500	2015.06.03 18:16:38	0.73516	0.00	0.00	-0.90	28.07
9089642	2015.06.03 01:07:34	buy	0.01	eurnzd	1.55418	0.00000	1.58000	2015.06.04 07:20:59	1.58013	0.00	0.00	-0.38	18.50
													[tp]
9000046	2015.05.29 00:17:28	buy	0.01	gbpjpy	189.777	0.000	190.950	2015.06.04 11:58:05	190.950	0.00	0.00	0.05	9.46
													[tp]
9123879	2015.06.04 02:49:08	sell	0.01	nzdusd	0.71487	0.00000	0.70900	2015.06.05 15:30:29	0.70910	0.00	0.00	-0.09	5.77
													[tp]
9108336	2015.06.03 16:00:40	buy	0.01	gbpnzd	2.14375	0.00000	2.16600	2015.06.05 18:48:20	2.16605	0.00	0.00	-0.56	15.71
													[tp]
9174533	2015.06.05 09:13:19	buy	0.01	eurnzd	1.57291	0.00000	1.59000	2015.06.09 06:52:38	1.58999	0.00	0.00	-0.26	12.15
													[tp]
9240483	2015.06.08 18:28:42	buy	0.01	nzdusd	0.70892	0.00000	0.72300	2015.06.10 10:40:30	0.72309	0.00	0.00	0.12	14.17
													[tp]
9240484	2015.06.08 18:28:45	sell	0.01	nzdusd	0.70874	0.00000	0.70100	2015.06.10 18:00:55	0.71961	0.00	0.00	-0.18	-10.87
9240485	2015.06.08 18:28:48	buy	0.01	nzdusd	0.70883	0.00000	0.00000	2015.06.10 18:01:02	0.71952	0.00	0.00	0.12	10.69
9031043	2015.05.29 22:31:36	sell	0.01	nzdcad	0.88446	0.00000	0.87100	2015.06.11 00:03:12	0.86667	0.00	0.00	-1.02	14.51
													[tp]
9219481	2015.06.08 03:39:43	buy	0.01	gbpnzd	2.16758	0.00000	2.18000	2015.06.11 00:03:12	2.19664	0.00	0.00	-0.75	20.53
													[tp]
9281903	2015.06.09 19:55:10	buy	0.01	eurnzd	1.57978	0.00000	1.59000	2015.06.11 00:03:12	1.60252	0.00	0.00	-0.55	16.07

PRO version Are you a developer? Try out the HTML to PDF API pdfcrowd.com

													[tp]
9106720	2015.06.03 15:37:47	buy	0.01	audnzd	1.08975	0.00000	1.09500	2015.06.11 00:04:14	1.09508	0.00	0.00	-0.41	3.77
													[tp]
9330067	2015.06.10 19:14:18	sell	0.01	nzdusd	0.71937	0.00000	0.70200	2015.06.11 03:23:01	0.70200	0.00	0.00	-0.25	17.37
													[tp]
9337072	2015.06.11 00:44:19	buy	0.01	gbpnzd	2.19896	0.00000	2.20900	2015.06.11 04:54:17	2.20894	0.00	0.00	0.00	7.00
													[tp]
9357929	2015.06.11 15:02:04	buy	0.01	gbpnzd	2.20921	0.00000	2.22000	2015.06.11 18:00:16	2.22001	0.00	0.00	0.00	7.54
													[tp]
9240440	2015.06.08 18:25:11	sell	0.01	nzdchf	0.66320	0.00000	0.65100	2015.06.12 11:15:29	0.65098	0.00	0.00	-0.70	13.09
													[tp]
9369906	2015.06.11 18:38:26	buy	0.01	gbpnzd	2.21500	0.00000	2.22500	2015.06.12 11:16:07	2.22495	0.00	0.00	-0.15	6.93
													[tp]
9357560	2015.06.11 14:53:06	sell	0.01	nzdusd	0.69938	0.00000	0.69680	2015.06.12 11:17:10	0.69680	0.00	0.00	-0.08	2.58
													[tp]
9357014	2015.06.11 14:42:25	sell	0.01	nzdusd	0.70041	0.00000	0.69600	2015.06.12 11:44:12	0.69598	0.00	0.00	-0.08	4.43
													[tp]
9383754	2015.06.12 08:31:54	sell	0.01	nzdcad	0.86110	0.00000	0.85750	2015.06.12 11:44:14	0.85749	0.00	0.00	0.00	2.93
													[tp]
9337096	2015.06.11 00:46:37	buy	0.01	eurnzd	1.60478	0.00000	1.61500	2015.06.12 16:27:43	1.61500	0.00	0.00	-0.14	7.10
													[tp]
9383867	2015.06.12 08:36:11	sell	0.01	nzdcad	0.86071	0.00000	0.85500	2015.06.12 16:42:14	0.85767	0.00	0.00	0.00	2.47
9164892	2015.06.05 00:30:53	buy	0.01	gbpjpy	191.124	0.000	192.100	2015.06.12 18:14:04	192.089	0.00	0.00	0.06	7.83
													[tp]
9418762	2015.06.15 01:55:32	sell	0.01	nzdchf	0.64872	0.00000	0.64400	2015.06.17 10:20:50	0.64400	0.00	0.00	-0.22	5.10
													[tp]
9403888	2015.06.12 16:36:16	buy	0.01	gbpnzd	2.22899	0.00000	2.25000	2015.06.17 10:28:48	2.25005	0.00	0.00	-0.45	14.64
													[tp]

PRO version Are you a developer? Try out the HTML to PDF API pdfcrowd.com

9418763	2015.06.15 01:55:35	sell	0.01	nzdchf	0.64872	0.00000	0.64300	2015.06.17 10:28:48	0.64288	0.00	0.00	-0.22	6.31
													[tp]
9357962	2015.06.11 15:02:36	buy	0.01	gbpnzd	2.20925	0.00000	2.25500	2015.06.17 11:17:59	2.25487	0.00	0.00	-0.60	31.67
													[tp]
9417684	2015.06.15 01:03:29	buy	0.01	gbpjpy	191.865	0.000	194.300	2015.06.17 11:30:02	194.342	0.00	0.00	0.02	20.02
													[tp]
9383940	2015.06.12 08:40:17	sell	0.01	nzdcad	0.86064	0.00000	0.85500	2015.06.17 11:33:30	0.85500	0.00	0.00	-0.21	4.58
													[tp]
9417490	2015.06.15 00:52:44	sell	0.01	nzdcad	0.86040	0.00000	0.85300	2015.06.17 13:53:30	0.85301	0.00	0.00	-0.14	5.99
													[tp]
9417491	2015.06.15 00:52:47	sell	0.01	nzdcad	0.86039	0.00000	0.85300	2015.06.17 13:53:30	0.85301	0.00	0.00	-0.14	5.99
													[tp]
9417483	2015.06.15 00:52:09	sell	0.01	nzdcad	0.86051	0.00000	0.85250	2015.06.17 14:06:03	0.85251	0.00	0.00	-0.14	6.50
													[tp]
9417487	2015.06.15 00:52:31	sell	0.01	nzdcad	0.86049	0.00000	0.85200	2015.06.17 17:20:16	0.85199	0.00	0.00	-0.14	6.90
													[tp]
9417413	2015.06.15 00:45:26	sell	0.01	nzdusd	0.69930	0.00000	0.68900	2015.06.17 21:00:10	0.68944	0.00	0.00	-0.16	9.86
													[tp]
9417439	2015.06.15 00:49:12	sell	0.01	nzdusd	0.69937	0.00000	0.68950	2015.06.17 21:00:10	0.68948	0.00	0.00	-0.16	9.89
													[tp]
8314158	2015.04.06 17:03:06	sell	0.01	audnzd	1.00415	0.00000	1.00100	2015.06.18 01:45:07	1.11948	0.00	0.00	1.24	-79.79
													so: -21.4%/-3.4/16.1
8515612	2015.04.21 14:49:51	sell	0.01	eurnzd	1.38843	0.00000	1.38500	2015.06.18 01:45:07	1.64368	0.00	0.00	5.61	-176.61
													so: 50.9%/7.7/15.2
9108351	2015.06.03 16:00:46	sell	0.01	gbpnzd	2.14363	0.00000	0.00000	2015.06.18 01:45:07	2.29373	0.00	0.00	1.88	-103.84
													so: 74.4%/9.7/13.0
9404535	2015.06.12 16:50:17	buy	0.01	eurnzd	1.61159	0.00000	1.63500	2015.06.18 01:45:07	1.63665	0.00	0.00	-0.83	17.32
													[tp]

PRO version Are you a developer? Try out the HTML to PDF API pdfcrowd.com

8373231	2015.04.09 17:23:38	sell	0.01	eurusd	1.07071	0.00000	1.06500	2015.06.18 01:45:08	1.13349	0.00	0.00	0.00	-62.78
												so: -21.3%/-3.8/17.7	
9337073	2015.06.11 00:44:23	sell	0.01	gbpnzd	2.19784	0.00000	0.00000	2015.06.18 01:45:08	2.29250	0.00	0.00	0.77	-65.48
												so: -5.8%/-1.0/17.7	
9562687	2015.06.17 15:50:14	buy	0.01	gbpnzd	2.27106	0.00000	2.28000	2015.06.18 01:45:08	2.28303	0.00	0.00	-0.45	8.27
													[tp]
8257047	2015.03.31 16:42:44	sell	0.01	eurusd	1.07433	0.00000	1.06400	2015.06.18 01:45:09	1.13341	0.00	0.00	0.00	-59.08
												so: 8.9%/2.1/23.0	
8607976	2015.04.30 02:57:23	buy	0.01	nzdcad	0.91463	0.00000	0.92300	2015.06.18 01:45:09	0.84481	0.00	0.00	2.35	-57.08
												so: 7.2%/1.8/25.3	
8780600	2015.05.14 20:30:27	sell	0.01	gbpjpy	187.736	0.000	0.000	2015.06.18 01:45:09	195.464	0.00	0.00	-1.07	-62.58
												so: 0.5%/0.1/19.9	
8702142	2015.05.08 03:14:12	buy	0.01	nzdcad	0.90111	0.00000	0.91200	2015.06.18 01:45:10	0.84510	0.00	0.00	1.95	-45.79
												so: 12.9%/2.7/20.9	
8761742	2015.05.13 18:56:30	buy	0.01	audusd	0.81216	0.00000	0.85500	2015.06.18 01:45:10	0.77243	0.00	0.00	1.12	-39.73
												so: 16.2%/3.1/19.4	
8843659	2015.05.19 16:01:59	buy	0.01	nzdusd	0.73742	0.00000	0.74700	2015.06.18 01:45:10	0.69071	0.00	0.00	1.93	-46.71
												so: 6.1%/1.4/22.3	
8843707	2015.05.19 16:02:15	buy	0.01	nzdusd	0.73751	0.00000	0.74500	2015.06.18 01:45:10	0.69051	0.00	0.00	1.93	-47.00
												so: 4.6%/1.1/23.8	
9030999	2015.05.29 22:28:43	buy	0.01	nzdcad	0.88455	0.00000	0.89500	2015.06.18 01:45:11	0.84503	0.00	0.00	0.91	-32.31
												so: 19.2%/3.8/19.5	
9031044	2015.05.29 22:31:39	buy	0.01	nzdcad	0.88473	0.00000	0.00000	2015.06.18 01:45:11	0.84505	0.00	0.00	0.91	-32.44
												so: 16.9%/3.5/20.9	
9330070	2015.06.10 19:14:22	buy	0.01	nzdusd	0.71958	0.00000	0.00000	2015.06.18 01:45:11	0.69069	0.00	0.00	0.58	-28.89
												so: 35.5%/6.4/18.1	
9240431	2015.06.08 18:24:51	buy	0.01	nzdchf	0.66355	0.00000	0.67900	2015.06.18 01:45:12	0.63728	0.00	0.00	0.81	-28.48
												so: 34.3%/6.7/19.5	

PRO version Are you a developer? Try out the HTML to PDF API pdfcrowd.com

9240441	2015.06.08 18:25:14	buy	0.01	nzdchf	0.66346	0.00000	0.00000	2015.06.18 01:45:12	0.63732	0.00	0.00	0.81	-28.34
												so: 46.8%/8.4/18.0	
9337103	2015.06.11 00:47:46	sell	0.01	eurnzd	1.60293	0.00000	0.00000	2015.06.18 01:45:12	1.64033	0.00	0.00	0.70	-25.84
												so: 51.7%/8.6/16.6	
8999132	2015.05.28 23:44:24	sell	0.01	audusd	0.76481	0.00000	0.75900	2015.06.18 01:45:13	0.77252	0.00	0.00	-1.24	-7.71
												so: 50.9%/8.9/17.5	
9337940	2015.06.11 01:14:53	buy	0.01	nzdcad	0.86569	0.00000	0.89000	2015.06.18 01:45:13	0.84433	0.00	0.00	0.29	-17.46
												so: 55.2%/10.4/18.9	
9381447	2015.06.12 06:53:04	buy	0.01	audnzd	1.10402	0.00000	1.13000	2015.06.18 01:45:13	1.11505	0.00	0.00	-0.25	7.62
												so: 70.8%/8.1/11.4	
9417423	2015.06.15 00:46:38	sell	0.01	nzdusd	0.69929	0.00000	0.68750	2015.06.18 01:45:13	0.69185	0.00	0.00	-0.41	7.44
												so: 64.1%/8.2/12.8	
9563491	2015.06.17 16:11:47	buy	0.01	gbpjpy	195.192	0.000	197.000	2015.06.18 01:45:13	195.427	0.00	0.00	0.02	1.90
												so: 52.5%/8.4/16.0	
9562688	2015.06.17 15:50:18	buy	0.01	gbpnzd	2.27106	0.00000	0.00000	2015.06.18 01:45:14	2.28544	0.00	0.00	-0.45	9.95
												so: 75.2%/7.4/9.9	
9089737	2015.06.03 01:14:06	buy	0.01	eurusd	1.11486	0.00000	1.14500	2015.06.18 01:45:17	1.13329	0.00	0.00	-0.31	18.43
												so: 68.3%/4.6/6.7	
9337102	2015.06.11 00:47:42	buy	0.01	eurnzd	1.60300	0.00000	1.64000	2015.06.18 01:52:09	1.63983	0.00	0.00	-0.97	25.45
													[tp]
8600061	2015.04.29 16:51:45	buy	0.01	eurusd	1.10614	0.00000	1.14200	2015.06.18 02:02:07	1.13411	0.00	0.00	-0.96	27.97
9700638	2015.06.22 03:54:15	balance	Deposit.										441.35
9861578	2015.06.25 00:03:25	sell	0.03	eurgbp	0.71327	0.00000	0.70280	2015.06.29 00:03:06	0.70124	0.00	0.00	0.00	56.68
													[tp]
9729675	2015.06.22 17:16:23	sell	0.03	audusd	0.77548	0.00000	0.75950	2015.06.29 01:02:57	0.75972	0.00	0.00	-1.18	47.28
													[tp]
9727162	2015.06.22 16:24:05	sell	0.03	nzdcad	0.84360	0.00000	0.83900	2015.06.29 01:03:32	0.83903	0.00	0.00	-1.55	11.11
													[tp]

PRO version Are you a developer? Try out the HTML to PDF API pdfcrowd.com

9861925	2015.06.25 00:10:48	sell	0.03	gbpjpy	194.511	0.000	0.000	2015.06.29 07:13:34	193.154	0.00	0.00	-0.20	33.11
9727122	2015.06.22 16:22:36	sell	0.03	nzdusd	0.68841	0.00000	0.67700	2015.06.30 11:52:45	0.67698	0.00	0.00	-2.00	34.29
													[tp]
10030382	2015.06.30 07:54:35	sell	0.03	audusd	0.76756	0.00000	0.75900	2015.07.02 15:09:39	0.75916	0.00	0.00	-0.67	25.20
9727312	2015.06.22 16:29:37	buy	0.03	gbpnzd	2.30003	0.00000	2.34000	2015.07.02 15:12:14	2.33703	0.00	0.00	-5.36	73.96
10230320	2015.07.03 05:06:27	sell	0.03	audusd	0.75988	0.00000	0.74990	2015.07.03 18:06:58	0.75174	0.00	0.00	0.00	24.42
10049081	2015.06.30 13:46:29	sell	0.03	nzdusd	0.67575	0.00000	0.65700	2015.07.06 19:38:15	0.67039	0.00	0.00	-1.50	16.08
9959996	2015.06.29 07:52:29	sell	0.03	gbpjpy	192.530	0.000	185.600	2015.07.08 06:34:45	188.409	0.00	0.00	-0.91	101.27
10194722	2015.07.02 15:12:33	buy	0.02	gbpnzd	2.33773	0.00000	2.36500	2015.07.08 15:55:41	2.29617	0.00	0.00	-1.16	-55.63
10194730	2015.07.02 15:12:36	sell	0.02	gbpnzd	2.33705	0.00000	0.00000	2015.07.08 15:55:45	2.29685	0.00	0.00	0.84	53.82
10049134	2015.06.30 13:47:19	sell	0.03	nzdchf	0.62825	0.00000	0.61500	2015.07.08 16:23:04	0.63699	0.00	0.00	-2.63	-27.60
10003706	2015.06.29 19:43:02	buy	0.03	nzdchf	0.63521	0.00000	0.64000	2015.07.08 16:25:52	0.63631	0.00	0.00	1.81	3.48
10545608	2015.07.08 15:42:34	sell	0.03	gbpjpy	186.622	0.000	185.600	2015.07.08 18:09:14	185.602	0.00	0.00	0.00	25.32
													[tp]
10003732	2015.06.29 19:43:23	sell	0.02	nzdchf	0.63491	0.00000	0.00000	2015.07.09 16:44:08	0.63915	0.00	0.00	-2.62	-8.95
10003736	2015.06.29 19:43:27	buy	0.02	nzdchf	0.63517	0.00000	0.68500	2015.07.09 16:44:13	0.63891	0.00	0.00	1.60	7.90
10049060	2015.06.30 13:45:57	sell	0.03	nzdcad	0.83693	0.00000	0.83200	2015.07.09 19:06:26	0.85574	0.00	0.00	-2.41	-44.35
9727165	2015.06.22 16:24:08	buy	0.03	nzdcad	0.84385	0.00000	0.89500	2015.07.09 19:06:39	0.85540	0.00	0.00	2.46	27.24
10374641	2015.07.07 13:00:23	sell	0.03	nzdusd	0.66408	0.00000	0.65700	2015.07.09 19:08:44	0.67244	0.00	0.00	-1.00	-25.08
10374817	2015.07.07 13:02:01	buy	0.01	nzdusd	0.66430	0.00000	0.69000	2015.07.09 19:09:35	0.67222	0.00	0.00	0.23	7.92
10552836	2015.07.08 16:58:10	buy	0.02	audjpy	89.983	0.000	91.840	2015.07.14 00:54:44	91.374	0.00	0.00	0.41	22.53
10552879	2015.07.08 16:58:53	sell	0.01	audjpy	89.962	0.000	88.500	2015.07.14 19:44:08	91.940	0.00	0.00	-0.36	-16.04
10552880	2015.07.08 16:58:57	buy	0.01	audjpy	89.977	0.000	0.000	2015.07.14 19:44:15	91.913	0.00	0.00	0.19	15.69
10879899	2015.07.14 17:39:24	sell	0.03	gbpaud	2.09207	0.00000	2.02800	2015.07.14 19:49:20	2.09085	0.00	0.00	0.00	2.73
10879110	2015.07.14 17:28:28	buy	0.01	gbpaud	2.09199	0.00000	2.10300	2015.07.14 19:52:17	2.09093	0.00	0.00	0.00	-0.79
10879113	2015.07.14 17:28:34	sell	0.01	gbpaud	2.09184	0.00000	0.00000	2015.07.14 19:52:21	2.09122	0.00	0.00	0.00	0.46
10554369	2015.07.08 17:10:57	buy	0.02	nzdjpy	81.325	0.000	83.500	2015.07.14 21:59:04	82.708	0.00	0.00	0.67	22.43
10554379	2015.07.08 17:11:04	sell	0.01	nzdjpy	81.296	0.000	80.300	2015.07.14 21:59:13	82.731	0.00	0.00	-0.55	-11.63

PRO version Are you a developer? Try out the HTML to PDF API pdfcrowd.com

10554382	2015.07.08 17:11:07	buy	0.01	nzdjpy	81.315	0.000	0.000	2015.07.14 21:59:18	82.712	0.00	0.00	0.35	11.33
10722223	2015.07.10 17:53:51	sell	0.03	nzdusd	0.67045	0.00000	0.66450	2015.07.15 16:51:38	0.66450	0.00	0.00	-0.75	17.85
													[tp]
10224508	2015.07.03 01:10:08	buy	0.03	gbpnzd	2.32359	0.00000	2.35600	2015.07.15 17:54:07	2.35610	0.00	0.00	-4.37	64.64
													[tp]
10480214	2015.07.08 04:25:56	buy	0.02	gbpnzd	2.32383	0.00000	2.36500	2015.07.15 18:26:17	2.36503	0.00	0.00	-2.04	54.38
													[tp]
10959692	2015.07.15 19:22:58	buy	0.03	gbpnzd	2.36905	0.00000	2.40000	2015.07.16 07:34:24	2.40000	0.00	0.00	-1.29	60.43
													[tp]
10641814	2015.07.09 19:10:24	sell	0.01	nzdusd	0.67226	0.00000	0.65100	2015.07.16 07:34:44	0.65098	0.00	0.00	-0.57	21.28
													[tp]
10489602	2015.07.08 06:34:51	sell	0.02	gbpjpy	188.364	0.000	183.100	2015.07.23 21:33:39	192.111	0.00	0.00	-1.30	-60.52
10489610	2015.07.08 06:34:54	buy	0.02	gbpjpy	188.391	0.000	0.000	2015.07.23 21:33:43	192.094	0.00	0.00	0.34	59.82
10407947	2015.07.07 17:34:49	sell	0.03	audusd	0.74073	0.00000	0.72950	2015.07.24 06:05:23	0.72951	0.00	0.00	-3.22	33.66
													[tp]
11654247	2015.07.28 16:21:43	buy	0.02	gbpaud	2.13170	0.00000	2.14900	2015.07.30 14:09:50	2.14900	0.00	0.00	-0.79	25.14
													[tp]
11816924	2015.07.31 00:52:02	buy	0.02	gbpaud	2.14030	0.00000	2.15000	2015.07.31 14:13:18	2.14924	0.00	0.00	0.00	12.94
													[tp]
9861667	2015.06.25 00:05:06	buy	0.03	eurgbp	0.71382	0.00000	0.73450	2015.08.03 00:05:23	0.70229	0.00	0.00	-4.47	-54.06
9958009	2015.06.29 06:13:41	sell	0.03	eurgbp	0.70048	0.00000	0.67980	2015.08.03 00:05:29	0.70264	0.00	0.00	0.33	-10.13
10637725	2015.07.09 17:51:02	buy	0.01	nzdchf	0.63869	0.00000	0.67500	2015.08.03 00:05:46	0.63724	0.00	0.00	1.43	-1.50
10637731	2015.07.09 17:51:07	sell	0.01	nzdchf	0.63850	0.00000	0.60900	2015.08.03 00:05:50	0.63948	0.00	0.00	-2.46	-1.01
10989923	2015.07.16 03:57:19	sell	0.01	nzdchf	0.62503	0.00000	0.61800	2015.08.03 00:06:09	0.63948	0.00	0.00	-1.70	-14.94
10637742	2015.07.09 17:51:15	buy	0.01	nzdchf	0.63886	0.00000	0.00000	2015.08.03 00:06:17	0.63795	0.00	0.00	1.43	-0.94
10802652	2015.07.13 20:06:20	sell	0.02	nzdcad	0.85382	0.00000	0.83500	2015.08.03 00:06:34	0.86468	0.00	0.00	-2.96	-16.59
10802659	2015.07.13 20:06:25	buy	0.02	nzdcad	0.85415	0.00000	0.89500	2015.08.03 00:06:38	0.86428	0.00	0.00	1.56	15.48
11296233	2015.07.22 02:55:47	sell	0.03	nzdjpy	82.082	0.000	80.800	2015.08.03 00:06:53	81.859	0.00	0.00	-3.00	5.40

PRO version Are you a developer? Try out the HTML to PDF API pdfcrowd.com

11296234	2015.07.22 02:55:52	buy	0.03	nzdjpy	82.103	0.000	0.000	2015.08.03 00:06:57	81.811	0.00	0.00	2.14	-7.07
11917658	2015.08.03 07:45:03	buy	0.03	usdcad	1.31217	0.00000	1.31700	2015.08.03 11:38:08	1.31700	0.00	0.00	0.00	11.00
													[tp]
11654243	2015.07.28 16:21:35	sell	0.03	gbpaud	2.13144	0.00000	2.11000	2015.08.04 10:09:30	2.11666	0.00	0.00	1.46	32.68
11654249	2015.07.28 16:21:47	sell	0.02	gbpaud	2.13145	0.00000	0.00000	2015.08.04 10:09:35	2.11650	0.00	0.00	0.97	22.04
11906279	2015.08.03 00:05:13	buy	0.02	gbpaud	2.13946	0.00000	2.16000	2015.08.04 10:09:40	2.11634	0.00	0.00	-0.19	-34.07
11973794	2015.08.04 04:31:17	buy	0.03	usdcad	1.31732	0.00000	1.32000	2015.08.04 21:19:36	1.32003	0.00	0.00	0.00	6.16
													[tp]
12009912	2015.08.04 16:06:15	sell	0.02	gbpcad	2.04975	0.00000	2.02500	2015.08.07 00:26:30	2.03401	0.00	0.00	-0.03	24.01
12009943	2015.08.04 16:06:22	buy	0.01	gbpcad	2.04997	0.00000	2.07000	2015.08.07 00:26:35	2.03353	0.00	0.00	-0.08	-12.54
12009950	2015.08.04 16:06:27	sell	0.01	gbpcad	2.04969	0.00000	0.00000	2015.08.07 00:26:38	2.03401	0.00	0.00	-0.02	11.96
11101942	2015.07.17 00:58:16	buy	0.03	gbpnzd	2.39759	2.37750	2.40000	2015.08.12 01:53:38	2.37735	0.00	0.00	-10.76	-39.77
													[sl]
10989286	2015.07.16 03:54:40	sell	0.02	nzdusd	0.65638	0.00000	0.64900	2015.08.12 04:28:03	0.64889	0.00	0.00	-3.69	14.98
													[tp]
11517383	2015.07.27 00:04:21	sell	0.03	audusd	0.72711	0.00000	0.72500	2015.08.12 04:28:08	0.72497	0.00	0.00	-2.66	6.42
													[tp]
11206568	2015.07.20 17:34:13	buy	0.03	eurnzd	1.65361	0.00000	1.70450	2015.08.12 06:19:54	1.70007	0.00	0.00	-8.92	90.66
12167572	2015.08.07 02:00:25	buy	0.02	nzdusd	0.65486	0.00000	0.68500	2015.08.12 17:54:34	0.66237	0.00	0.00	0.24	15.02
12167573	2015.08.07 02:00:31	sell	0.01	nzdusd	0.65468	0.00000	0.64550	2015.08.12 17:54:39	0.66278	0.00	0.00	-0.18	-8.10
12167574	2015.08.07 02:00:34	buy	0.01	nzdusd	0.65485	0.00000	0.00000	2015.08.12 17:54:44	0.66249	0.00	0.00	0.12	7.64
10966104	2015.07.15 20:54:32	buy	0.02	nzdusd	0.65984	0.00000	0.66800	2015.08.12 18:36:27	0.66286	0.00	0.00	2.80	6.04
12167385	2015.08.07 01:53:29	buy	0.01	nzdcad	0.85851	0.00000	0.88700	2015.08.12 18:41:38	0.86018	0.00	0.00	0.09	1.29
12167386	2015.08.07 01:53:37	sell	0.02	nzdcad	0.85811	0.00000	0.83700	2015.08.12 18:41:45	0.86049	0.00	0.00	-0.43	-3.67
12167388	2015.08.07 01:53:41	buy	0.02	nzdcad	0.85845	0.00000	0.00000	2015.08.12 18:41:49	0.86018	0.00	0.00	0.18	2.67
10879552	2015.07.14 17:32:32	sell	0.01	audchf	0.70426	0.00000	0.69800	2015.08.12 18:45:02	0.71522	0.00	0.00	-2.26	-11.30
10879556	2015.07.14 17:32:37	buy	0.01	audchf	0.70447	0.00000	0.00000	2015.08.12 18:45:06	0.71500	0.00	0.00	1.44	10.86
11286953	2015.07.21 20:47:44	sell	0.03	usdcad	1.29543	0.00000	1.28750	2015.08.13 04:08:43	1.29821	0.00	0.00	-0.04	-6.42

PRO version Are you a developer? Try out the HTML to PDF API pdfcrowd.com

11286957	2015.07.21 20:47:54	buy	0.02	usdcad	1.29565	0.00000	1.33100	2015.08.13 04:08:48	1.29804	0.00	0.00	-0.95	3.68
11286970	2015.07.21 20:47:57	sell	0.02	usdcad	1.29548	0.00000	0.00000	2015.08.13 04:08:52	1.29823	0.00	0.00	-0.03	-4.24
11973958	2015.08.04 04:33:27	buy	0.01	usdcad	1.31735	0.00000	1.33100	2015.08.13 04:09:27	1.29805	0.00	0.00	-0.17	-14.87
11973964	2015.08.04 04:33:39	sell	0.01	usdcad	1.31717	0.00000	1.29500	2015.08.13 04:09:32	1.29823	0.00	0.00	-0.01	14.59
10959639	2015.07.15 19:21:47	buy	0.02	gbpnzd	2.36915	0.00000	2.40000	2015.08.13 04:16:27	2.36069	0.00	0.00	-9.13	-11.19
12010383	2015.08.04 16:16:18	buy	0.02	nzdjpy	81.690	0.000	82.600	2015.08.13 04:26:31	82.374	0.00	0.00	1.11	11.02
12010385	2015.08.04 16:16:25	sell	0.01	nzdjpy	81.677	0.000	80.600	2015.08.13 04:26:40	82.389	0.00	0.00	-0.82	-5.73
12010390	2015.08.04 16:16:29	buy	0.01	nzdjpy	81.688	0.000	0.000	2015.08.13 04:27:13	82.363	0.00	0.00	0.57	5.44
12434106	2015.08.12 17:51:08	buy	0.01	eurnzd	1.69063	0.00000	1.70500	2015.08.14 02:18:01	1.70504	0.00	0.00	-0.47	9.43
													[tp]
12505397	2015.08.14 04:20:48	buy	0.02	gbpnzd	2.38667	0.00000	2.39500	2015.08.14 06:08:03	2.39511	0.00	0.00	0.00	10.99
													[tp]
9861918	2015.06.25 00:10:44	buy	0.03	gbpjpy	194.550	0.000	195.000	2015.08.17 09:27:33	195.001	0.00	0.00	1.82	10.87
													[tp]
12434110	2015.08.12 17:51:11	sell	0.01	eurnzd	1.69029	0.00000	1.68100	2015.08.18 04:16:26	1.68096	0.00	0.00	0.53	6.15
													[tp]
12387789	2015.08.12 06:23:07	buy	0.01	eurnzd	1.70049	0.00000	1.74000	2015.08.18 04:26:17	1.68100	0.00	0.00	-0.71	-12.85
12387791	2015.08.12 06:23:11	sell	0.01	eurnzd	1.70025	0.00000	0.00000	2015.08.18 04:26:22	1.68136	0.00	0.00	0.53	12.45
12601653	2015.08.18 04:28:17	buy	0.02	eurnzd	1.68150	0.00000	1.70500	2015.08.21 06:10:08	1.70502	0.00	0.00	-1.18	31.14
													[tp]
12852677	2015.08.24 03:26:44	buy	0.03	eurnzd	1.71902	0.00000	1.73000	2015.08.24 04:30:01	1.73007	0.00	0.00	0.00	21.90
													[tp]
12852674	2015.08.24 03:26:36	buy	0.02	eurnzd	1.71904	0.00000	1.74000	2015.08.24 05:44:31	1.73986	0.00	0.00	0.00	27.43
													[tp]
12841374	2015.08.21 22:59:48	sell	0.02	audchf	0.69514	0.00000	0.67650	2015.08.24 05:47:42	0.67647	0.00	0.00	-0.15	39.84
													[tp]
10641815	2015.07.09 19:10:27	buy	0.01	nzdusd	0.67239	0.00000	0.68200	2015.08.24 06:26:09	0.65949	0.00	0.00	2.13	-12.90
12717937	2015.08.20 01:28:14	buy	0.02	gbpcad	2.05788	0.00000	2.08200	2015.08.24 13:03:19	2.08200	0.00	0.00	-0.02	36.42

PRO version Are you a developer? Try out the HTML to PDF API pdfcrowd.com

													[tp]
12453834	2015.08.13 04:17:01	buy	0.01	gbpnzd	2.36106	0.00000	2.40200	2015.08.24 15:41:14	2.40200	0.00	0.00	-1.19	26.86
													[tp]
12863938	2015.08.24 06:06:50	buy	0.03	eurnzd	1.74161	0.00000	1.75900	2015.08.24 15:45:19	1.75879	0.00	0.00	0.00	33.85
													[tp]
12863935	2015.08.24 06:06:44	buy	0.02	eurnzd	1.74137	0.00000	1.76000	2015.08.24 15:46:37	1.75989	0.00	0.00	0.00	24.33
													[tp]
12864223	2015.08.24 06:13:01	buy	0.03	gbpcad	2.07842	0.00000	2.09000	2015.08.24 15:51:12	2.09001	0.00	0.00	0.00	26.23
													[tp]
12382925	2015.08.12 04:38:41	buy	0.03	gbpnzd	2.39953	0.00000	2.40500	2015.08.24 16:03:36	2.40498	0.00	0.00	-4.82	10.73
													[tp]
11206572	2015.07.20 17:34:17	sell	0.03	eurnzd	1.65311	0.00000	1.64500	2015.08.24 16:09:01	1.78537	0.00	0.00	9.74	-258.07
													so: 79.9%/53.2/66.6
9727313	2015.06.22 16:29:41	sell	0.03	gbpnzd	2.29924	0.00000	2.02500	2015.08.24 16:09:12	2.42842	0.00	0.00	20.18	-252.05
													so: 79.9%/48.0/60.1
10545958	2015.07.08 15:51:44	sell	0.02	gbpnzd	2.29750	0.00000	2.09500	2015.08.24 16:09:27	2.42898	0.00	0.00	10.05	-170.98
													so: 80.0%/40.5/50.7
9729681	2015.06.22 17:16:29	buy	0.03	audusd	0.77564	0.00000	0.84500	2015.08.24 16:09:50	0.71917	0.00	0.00	5.53	-169.41
													so: 79.6%/35.4/44.5
12370571	2015.08.12 00:19:26	buy	0.02	gbpnzd	2.38331	0.00000	2.43000	2015.08.24 16:10:41	2.43013	0.00	0.00	-3.22	60.86
													[tp]
12864717	2015.08.24 06:25:25	sell	0.03	nzdusd	0.65890	0.00000	0.64700	2015.08.24 16:10:50	0.64702	0.00	0.00	0.00	35.64
													[tp]
12585565	2015.08.17 17:23:38	buy	0.02	gbpjpy	194.320	0.000	195.700	2015.08.24 16:10:54	186.026	0.00	0.00	0.16	-140.80
													so: 37.3%/18.7/50.2
12437953	2015.08.12 18:36:50	sell	0.01	nzdusd	0.66299	0.00000	0.64500	2015.08.24 16:10:59	0.64496	0.00	0.00	-0.74	18.03
													[tp]
9727124	2015.06.22 16:22:39	buy	0.03	nzdusd	0.68858	0.00000	0.69500	2015.08.24 16:11:09	0.64186	0.00	0.00	9.64	-140.16

PRO version Are you a developer? Try out the HTML to PDF API pdfcrowd.com

													so: -5.1%/-2.9/57.7
12370572	2015.08.12 00:19:29	sell	0.02	gbpnzd	2.38240	0.00000	0.00000	2015.08.24 16:11:26	2.49320	0.00	0.00	2.40	-140.40
													so: -156.6%/-83.9/53.6
10567385	2015.07.08 20:18:36	sell	0.03	gbpjpy	185.249	0.000	184.750	2015.08.24 16:11:35	184.769	0.00	0.00	-5.21	12.30
													[tp]
10223400	2015.07.03 00:48:52	sell	0.01	audusd	0.76316	0.00000	0.71350	2015.08.24 16:11:47	0.71348	0.00	0.00	-2.79	49.68
													[tp]
12601668	2015.08.18 04:28:21	sell	0.02	eurnzd	1.68070	0.00000	0.67100	2015.08.24 16:30:32	1.80162	0.00	0.00	1.07	-156.89
													so: 79.5%/31.6/39.7
12717934	2015.08.20 01:28:08	sell	0.03	gbpcad	2.05737	0.00000	2.04700	2015.08.24 16:30:32	2.09555	0.00	0.00	-0.06	-86.27
													so: -11.3%/-3.5/30.8
12717938	2015.08.20 01:28:23	sell	0.02	gbpcad	2.05735	0.00000	0.00000	2015.08.24 16:30:32	2.09531	0.00	0.00	-0.04	-57.18
													so: -19.2%/-3.6/18.5
12841371	2015.08.21 22:59:43	buy	0.03	audchf	0.69538	0.00000	0.71000	2015.08.24 16:30:32	0.66589	0.00	0.00	0.15	-95.15
													so: -11.2%/-3.9/35.2
12841375	2015.08.21 22:59:52	buy	0.02	audchf	0.69534	0.00000	0.70400	2015.08.24 16:30:32	0.66585	0.00	0.00	0.10	-63.44
													so: -17.0%/-3.6/21.4
10223401	2015.07.03 00:48:56	buy	0.01	audusd	0.76342	0.00000	0.00000	2015.08.24 16:30:33	0.71620	0.00	0.00	1.49	-47.22
													so: -38.8%/-3.5/9.1
12453837	2015.08.13 04:17:04	sell	0.01	gbpnzd	2.36025	0.00000	0.00000	2015.08.24 16:30:33	2.43427	0.00	0.00	0.90	-48.02
													so: -28.4%/-3.5/12.2
12841457	2015.08.21 23:02:37	sell	0.02	usdcad	1.31706	0.00000	1.30000	2015.08.24 16:30:33	1.32757	0.00	0.00	-0.01	-15.83
													so: -28.8%/-3.3/11.6
12841465	2015.08.21 23:02:58	sell	0.02	usdcad	1.31705	0.00000	0.00000	2015.08.24 16:30:33	1.32757	0.00	0.00	-0.01	-15.85
													so: -46.7%/-3.5/7.6
12437961	2015.08.12 18:36:53	buy	0.01	nzdusd	0.66321	0.00000	0.00000	2015.08.24 16:30:34	0.64834	0.00	0.00	0.50	-14.87
													so: -21.4%/-3.3/15.6
12585567	2015.08.17 17:23:42	sell	0.02	gbpjpy	194.296	0.000	0.000	2015.08.24 16:30:34	185.270	0.00	0.00	-0.42	153.79

PRO version Are you a developer? Try out the HTML to PDF API pdfcrowd.com

													so: -53.3%/-3.3/6.2
12841463	2015.08.21 23:02:55	buy	0.02	usdcad	1.31721	0.00000	1.33450	2015.08.24 16:30:34	1.32741	0.00	0.00	-0.03	15.37
													so: -31.9%/-3.3/10.2
12852727	2015.08.24 03:30:35	buy	0.02	usdcad	1.32240	0.00000	1.33100	2015.08.24 16:30:34	1.32742	0.00	0.00	0.00	7.56
													so: -23.4%/-3.3/14.2
13279754	2015.09.02 21:33:03	balance	Deposit.										147.30
13328879	2015.09.03 19:46:30	sell	0.03	nzdusd	0.64060	0.00000	0.62480	2015.09.11 21:58:13	0.63257	0.00	0.00	-1.61	24.09
13280467	2015.09.02 22:11:58	sell	0.02	audusd	0.70345	0.00000	0.69150	2015.09.11 22:01:47	0.70854	0.00	0.00	-1.01	-10.18
13280469	2015.09.02 22:12:03	buy	0.02	audusd	0.70360	0.00000	0.00000	2015.09.11 22:01:51	0.70839	0.00	0.00	0.50	9.58
13510809	2015.09.09 19:00:59	buy	0.02	usdcad	1.32218	0.00000	1.33800	2015.09.16 16:47:55	1.32078	0.00	0.00	-0.15	-2.12
13510811	2015.09.09 19:01:04	sell	0.02	usdcad	1.32201	0.00000	0.00000	2015.09.16 16:48:01	1.32097	0.00	0.00	-0.07	1.57
13630300	2015.09.14 17:39:04	buy	0.02	nzdcad	0.83806	0.00000	0.84800	2015.09.18 20:12:39	0.84413	0.00	0.00	0.25	9.23
13630312	2015.09.14 17:39:11	sell	0.01	nzdcad	0.83784	0.00000	0.82200	2015.09.18 20:12:43	0.84450	0.00	0.00	-0.42	-5.06
13630315	2015.09.14 17:39:14	buy	0.01	nzdcad	0.83812	0.00000	0.00000	2015.09.18 20:12:47	0.84423	0.00	0.00	0.13	4.65
13328882	2015.09.03 19:46:35	buy	0.03	nzdusd	0.64079	0.00000	0.64550	2015.10.01 06:22:07	0.64209	0.00	0.00	2.66	3.90
13600440	2015.09.11 21:58:21	sell	0.01	nzdusd	0.63241	0.00000	0.60900	2015.10.01 06:22:12	0.64228	0.00	0.00	-1.26	-9.87
13600441	2015.09.11 21:58:25	buy	0.01	nzdusd	0.63256	0.00000	0.00000	2015.10.01 06:22:16	0.64212	0.00	0.00	0.66	9.56
14006367	2015.09.28 17:30:39	buy	0.02	audusd	0.70025	0.00000	0.71500	2015.10.01 06:22:51	0.70539	0.00	0.00	0.27	10.28
14006373	2015.09.28 17:30:49	sell	0.01	audusd	0.70017	0.00000	0.69200	2015.10.01 06:23:00	0.70555	0.00	0.00	-0.24	-5.38
14006376	2015.09.28 17:30:53	buy	0.01	audusd	0.70030	0.00000	0.00000	2015.10.01 06:23:04	0.70539	0.00	0.00	0.14	5.09
13821607	2015.09.21 17:24:18	buy	0.02	eurnzd	1.77340	0.00000	1.79400	2015.10.01 06:23:12	1.73723	0.00	0.00	-2.67	-46.44
13821612	2015.09.21 17:24:22	sell	0.02	eurnzd	1.77304	0.00000	0.00000	2015.10.01 06:23:16	1.73783	0.00	0.00	1.88	45.23
14101431	2015.10.01 06:35:46	buy	0.03	usdcad	1.32972	0.00000	1.34400	2015.10.01 17:10:16	1.32242	0.00	0.00	0.00	-16.56
14101433	2015.10.01 06:35:50	sell	0.03	usdcad	1.32953	0.00000	0.00000	2015.10.01 17:10:20	1.32255	0.00	0.00	0.00	15.83
14132461	2015.10.02 06:00:06	buy	0.03	nzdusd	0.63979	0.00000	0.64500	2015.10.05 00:03:12	0.64578	0.00	0.00	0.10	17.97
													[tp]
14132463	2015.10.02 06:00:11	sell	0.01	nzdusd	0.63961	0.00000	0.62400	2015.10.05 08:30:11	0.64697	0.00	0.00	-0.05	-7.36
14132466	2015.10.02 06:00:14	buy	0.01	nzdusd	0.63983	0.00000	0.00000	2015.10.05 08:30:15	0.64683	0.00	0.00	0.03	7.00

PRO version Are you a developer? Try out the HTML to PDF API pdfcrowd.com

14208644	2015.10.06 07:44:05	sell	0.01	nzdchf	0.63408	0.00000	0.61500	2015.10.07 01:38:16	0.63318	0.00	0.00	-0.11	0.93
14208646	2015.10.06 07:44:09	buy	0.01	nzdchf	0.63434	0.00000	0.00000	2015.10.07 01:38:20	0.63277	0.00	0.00	0.01	-1.62
14208642	2015.10.06 07:44:00	buy	0.02	nzdchf	0.63434	0.00000	0.64250	2015.10.07 15:00:47	0.64028	0.00	0.00	0.02	12.30
14270573	2015.10.07 21:09:17	buy	0.03	eurusd	1.12364	0.00000	1.13100	2015.10.08 07:55:16	1.12600	0.00	0.00	-0.18	7.08
14270574	2015.10.07 21:09:22	sell	0.02	eurusd	1.12343	0.00000	1.10800	2015.10.08 07:55:21	1.12612	0.00	0.00	0.05	-5.38
14270575	2015.10.07 21:09:27	buy	0.02	eurusd	1.12351	0.00000	0.00000	2015.10.08 07:55:25	1.12596	0.00	0.00	-0.12	4.90
14280211	2015.10.08 08:00:04	buy	0.03	audusd	0.71751	0.00000	0.72500	2015.10.08 20:26:04	0.72386	0.00	0.00	0.00	19.05
14280217	2015.10.08 08:00:16	sell	0.02	audusd	0.71735	0.00000	0.69500	2015.10.08 20:26:11	0.72394	0.00	0.00	0.00	-13.18
14280224	2015.10.08 08:00:24	buy	0.02	audusd	0.71745	0.00000	0.00000	2015.10.08 20:26:20	0.72397	0.00	0.00	0.00	13.04
14402227	2015.10.13 17:39:45	buy	0.02	gbpjpy	182.576	0.000	184.300	2015.10.14 19:40:49	184.065	0.00	0.00	0.02	25.00
14402239	2015.10.13 17:39:52	sell	0.01	gbpjpy	182.561	0.000	180.600	2015.10.14 19:40:55	184.085	0.00	0.00	-0.03	-12.78
14402247	2015.10.13 17:40:01	buy	0.01	gbpjpy	182.580	0.000	0.000	2015.10.14 19:40:59	184.074	0.00	0.00	0.01	12.54
14514797	2015.10.16 15:56:47	buy	0.03	audcad	0.93811	0.00000	0.94500	2015.10.19 21:29:44	0.94478	0.00	0.00	0.06	15.36
14514799	2015.10.16 15:56:52	sell	0.01	audcad	0.93774	0.00000	0.91950	2015.10.19 21:29:52	0.94500	0.00	0.00	-0.04	-5.57
14514800	2015.10.16 15:56:55	buy	0.01	audcad	0.93798	0.00000	0.00000	2015.10.19 21:29:55	0.94475	0.00	0.00	0.02	5.20
14624850	2015.10.21 06:28:52	buy	0.04	gbpchf	1.47545	0.00000	1.50000	2015.10.22 18:42:52	1.49531	0.00	0.00	0.41	81.89
14624852	2015.10.21 06:28:58	sell	0.01	gbpchf	1.47506	0.00000	1.45400	2015.10.22 18:42:59	1.49578	0.00	0.00	-0.21	-21.35
14624854	2015.10.21 06:29:01	buy	0.01	gbpchf	1.47546	0.00000	0.00000	2015.10.22 18:43:04	1.49545	0.00	0.00	0.10	20.60
14724218	2015.10.22 21:26:30	buy	0.04	audcad	0.94444	0.00000	0.95450	2015.10.26 05:16:33	0.95385	0.00	0.00	0.16	28.58
14724225	2015.10.22 21:26:35	sell	0.01	audcad	0.94428	0.00000	0.92500	2015.10.26 05:16:37	0.95406	0.00	0.00	-0.08	-7.43
14724227	2015.10.22 21:26:38	buy	0.01	audcad	0.94445	0.00000	0.00000	2015.10.26 05:16:41	0.95388	0.00	0.00	0.04	7.16
14934133	2015.10.30 17:30:12	buy	0.02	cadjpy	91.575	0.000	92.550	2015.10.30 20:14:16	92.375	0.00	0.00	0.00	13.25
14934122	2015.10.30 17:30:08	sell	0.02	cadjpy	91.553	0.000	91.250	2015.11.03 21:58:05	92.808	0.00	0.00	-0.10	-20.73
14946544	2015.11.02 00:41:50	buy	0.02	cadjpy	92.177	0.000	93.200	2015.11.03 21:58:20	92.793	0.00	0.00	0.01	10.18
14849977	2015.10.28 18:17:25	buy	0.05	audcad	0.93948	0.00000	0.94900	2015.11.06 14:40:51	0.94391	0.00	0.00	1.12	16.77
14849987	2015.10.28 18:17:32	sell	0.01	audcad	0.93925	0.00000	0.92600	2015.11.06 14:40:56	0.94411	0.00	0.00	-0.44	-3.68
14849992	2015.10.28 18:17:41	buy	0.01	audcad	0.93949	0.00000	0.00000	2015.11.06 14:41:01	0.94389	0.00	0.00	0.22	3.33
15062032	2015.11.05 02:27:31	sell	0.02	audcad	0.93913	0.00000	0.93200	2015.11.06 14:41:07	0.94408	0.00	0.00	-0.08	-7.50

PRO version Are you a developer? Try out the HTML to PDF API pdfcrowd.com

15182618	2015.11.09 17:43:10	buy	0.01	usdzar	14.32545	0.00000	14.48500	2015.11.09 19:01:00	14.30835	0.00	0.00	0.00	-1.41
15182620	2015.11.09 17:43:14	sell	0.01	usdzar	14.32125	0.00000	0.00000	2015.11.09 19:01:05	14.31045	0.00	0.00	0.00	0.75
15212266	2015.11.10 09:15:24	buy	0.01	usdzar	14.26775	0.00000	14.42500	2015.11.12 03:29:15	14.10265	0.00	0.00	-0.94	-11.71
15212268	2015.11.10 09:15:30	sell	0.01	usdzar	14.26265	0.00000	0.00000	2015.11.12 03:29:20	14.10975	0.00	0.00	0.21	10.84
15330904	2015.11.12 14:05:01	buy	0.03	eurgbp	0.70596	0.00000	0.71900	2015.11.13 02:54:04	0.70942	0.00	0.00	-0.10	15.81
15390277	2015.11.16 02:00:33	buy	0.01	usdzar	14.41710	0.00000	14.55000	2015.11.18 23:19:57	14.16345	0.00	0.00	-0.46	-17.91
15173984	2015.11.09 15:30:10	sell	0.03	usdzar	14.25975	0.00000	13.68000	2015.11.18 23:20:02	14.17205	0.00	0.00	1.45	18.56
15479186	2015.11.18 16:50:28	sell	0.01	usdzar	14.18425	0.00000	14.00000	2015.11.18 23:20:21	14.17165	0.00	0.00	0.00	0.89
15447529	2015.11.17 18:50:32	sell	0.02	eurusd	1.06387	0.00000	1.04690	2015.11.19 03:51:02	1.07005	0.00	0.00	0.04	-12.36
15447533	2015.11.17 18:50:36	buy	0.02	eurusd	1.06393	0.00000	0.00000	2015.11.19 03:51:07	1.06990	0.00	0.00	-0.17	11.94
15493005	2015.11.18 23:22:14	sell	0.02	usdzar	14.16325	0.00000	13.89000	2015.11.19 17:24:40	14.02007	0.00	0.00	0.32	20.43
15493006	2015.11.18 23:22:19	buy	0.01	usdzar	14.17235	0.00000	14.44000	2015.11.19 17:24:45	14.01678	0.00	0.00	-0.71	-11.10
15493007	2015.11.18 23:22:24	sell	0.01	usdzar	14.16345	0.00000	0.00000	2015.11.19 17:24:49	14.02029	0.00	0.00	0.16	10.21
15526045	2015.11.19 17:27:04	buy	0.02	audusd	0.71913	0.00000	0.72900	2015.11.19 17:40:09	0.71930	0.00	0.00	0.00	0.34
15492905	2015.11.18 23:14:48	buy	0.04	eurgbp	0.69949	0.00000	0.71000	2015.11.20 00:59:10	0.70161	0.00	0.00	-0.52	12.96
15019452	2015.11.04 00:03:37	sell	0.01	audusd	0.71849	0.00000	0.69250	2015.11.23 00:57:01	0.72337	0.00	0.00	-1.02	-4.88
15606908	2015.11.23 19:07:12	buy	0.02	eurusd	1.06077	0.00000	1.07000	2015.11.23 23:39:20	1.06329	0.00	0.00	0.00	5.04
15330910	2015.11.12 14:05:06	sell	0.01	eurgbp	0.70576	0.00000	0.69350	2015.11.25 09:36:30	0.70778	0.00	0.00	0.11	-3.05
15330911	2015.11.12 14:05:08	buy	0.01	eurgbp	0.70592	0.00000	0.00000	2015.11.25 09:36:34	0.70762	0.00	0.00	-0.34	2.57
15682972	2015.11.25 23:23:57	buy	0.03	eurgbp	0.70212	0.00000	0.70950	2015.11.27 08:37:35	0.70403	0.00	0.00	-0.38	8.64
15709871	2015.11.27 08:40:54	buy	0.01	usdzar	14.30815	0.00000	14.49000	2015.11.30 02:18:36	14.37645	0.00	0.00	-0.22	4.75
15019453	2015.11.04 00:03:41	buy	0.01	audusd	0.71875	0.00000	0.72900	2015.12.01 03:29:30	0.72608	0.00	0.00	0.81	7.33
15531363	2015.11.19 20:18:01	sell	0.02	audusd	0.71907	0.00000	0.70900	2015.12.01 03:30:09	0.72607	0.00	0.00	-1.24	-14.00
15526765	2015.11.19 17:53:11	buy	0.04	audusd	0.72035	0.00000	0.73500	2015.12.01 03:30:13	0.72591	0.00	0.00	1.24	22.24
15727332	2015.11.27 21:11:48	sell	0.01	eurusd	1.05958	0.00000	1.04980	2015.12.01 03:30:45	1.05775	0.00	0.00	0.02	1.83
15758823	2015.12.01 03:54:00	buy	0.04	eurgbp	0.70174	0.00000	0.70900	2015.12.01 17:35:07	0.70465	0.00	0.00	0.00	17.55
15682974	2015.11.25 23:24:12	buy	0.01	eurgbp	0.70213	0.00000	0.00000	2015.12.01 17:35:47	0.70471	0.00	0.00	-0.19	3.89
15682973	2015.11.25 23:24:08	sell	0.01	eurgbp	0.70196	0.00000	0.69450	2015.12.01 17:35:51	0.70487	0.00	0.00	0.06	-4.39

PRO version Are you a developer? Try out the HTML to PDF API pdfcrowd.com

15499118	2015.11.19 03:44:21	buy	0.02	audusd	0.71562	0.00000	0.73450	2015.12.04 17:50:06	0.73099	0.00	0.00	0.58	30.74
15758271	2015.12.01 03:27:50	buy	0.01	usdzar	14.39375	0.00000	14.49500	2015.12.01 22:34:38	14.44495	0.00	0.00	0.00	3.54
15764287	2015.12.01 08:56:26	buy	0.04	eurusd	1.05877	0.00000	1.07000	2015.12.01 23:31:06	1.06243	0.00	0.00	0.00	14.64
15606911	2015.11.23 19:07:22	buy	0.01	eurusd	1.06084	0.00000	0.00000	2015.12.01 23:31:44	1.06243	0.00	0.00	-0.16	1.59
15606910	2015.11.23 19:07:18	sell	0.01	eurusd	1.06064	0.00000	1.04750	2015.12.01 23:31:51	1.06257	0.00	0.00	0.04	-1.93
15813325	2015.12.02 18:13:59	buy	0.04	eurusd	1.05710	0.00000	1.06700	2015.12.03 01:02:27	1.06075	0.00	0.00	-0.26	14.60
15813375	2015.12.02 18:15:57	buy	0.01	eurusd	1.05742	0.00000	1.06500	2015.12.03 01:02:37	1.06076	0.00	0.00	-0.06	3.34
15838619	2015.12.03 14:24:05	buy	0.04	eurusd	1.05518	0.00000	1.06450	2015.12.03 14:40:19	1.06403	0.00	0.00	0.00	35.40
													[tp]
15638490	2015.11.24 17:52:35	buy	0.02	eurusd	1.06408	0.00000	1.07900	2015.12.03 14:51:28	1.06565	0.00	0.00	-0.46	3.14
15764313	2015.12.01 08:58:54	sell	0.02	eurusd	1.05850	0.00000	1.04380	2015.12.03 14:51:43	1.06568	0.00	0.00	0.04	-14.36
15764319	2015.12.01 08:59:05	buy	0.02	eurusd	1.05857	0.00000	0.00000	2015.12.03 14:51:49	1.06517	0.00	0.00	-0.17	13.20
15813483	2015.12.02 18:20:17	sell	0.01	eurusd	1.05712	0.00000	1.04500	2015.12.03 17:48:45	1.08481	0.00	0.00	0.02	-27.69
15019429	2015.11.04 00:03:21	buy	0.05	audusd	0.71875	0.00000	0.73450	2015.12.03 20:53:36	0.73413	0.00	0.00	4.33	76.90
15785604	2015.12.01 22:34:45	buy	0.02	usdzar	14.44975	0.00000	14.49000	2015.12.04 03:06:04	14.37385	0.00	0.00	-2.23	-10.56
15819176	2015.12.02 20:59:03	sell	0.02	usdzar	14.34785	0.00000	0.00000	2015.12.04 03:06:09	14.37835	0.00	0.00	0.28	-4.24
15883863	2015.12.04 01:55:54	sell	0.03	eurusd	1.09141	0.00000	1.06900	2015.12.04 17:10:37	1.09479	0.00	0.00	0.00	-10.14
15883864	2015.12.04 01:55:58	buy	0.03	eurusd	1.09154	0.00000	0.00000	2015.12.04 17:10:41	1.09465	0.00	0.00	0.00	9.33
15945526	2015.12.07 20:38:00	buy	0.01	usdzar	14.53755	0.00000	14.70000	2015.12.07 20:44:13	14.53605	0.00	0.00	0.00	-0.10
15945524	2015.12.07 20:37:53	sell	0.03	usdzar	14.53482	0.00000	14.31100	2015.12.08 05:42:25	14.51525	0.00	0.00	0.10	4.04
15782738	2015.12.01 18:35:50	sell	0.02	audusd	0.73168	0.00000	0.72200	2015.12.08 06:12:17	0.72375	0.00	0.00	-0.78	15.86
15123755	2015.11.06 15:37:21	sell	0.02	audusd	0.70717	0.00000	0.71500	2015.12.08 06:18:10	0.72374	0.00	0.00	-3.40	-33.14
15499121	2015.11.19 03:44:26	sell	0.02	audusd	0.71546	0.00000	0.70700	2015.12.08 11:50:23	0.72097	0.00	0.00	-2.02	-11.02
16014341	2015.12.09 20:54:11	buy	0.05	usdzar	14.87635	0.00000	15.30000	2015.12.10 00:08:46	14.97445	0.00	0.00	-3.24	32.76
16014369	2015.12.09 20:55:17	buy	0.03	usdzar	14.88605	0.00000	15.15000	2015.12.10 00:08:51	14.97445	0.00	0.00	-1.95	17.71
16029050	2015.12.10 07:01:06	buy	0.03	usdzar	15.01715	0.00000	15.30000	2015.12.10 15:20:35	15.30025	0.00	0.00	0.00	55.51
													[tp]
16029048	2015.12.10 07:01:00	buy	0.05	usdzar	15.01715	0.00000	15.70000	2015.12.11 01:25:09	15.37405	0.00	0.00	-1.05	116.07

PRO version Are you a developer? Try out the HTML to PDF API pdfcrowd.com

16047223	2015.12.10 17:59:56	buy	0.03	usdzar	15.26835	0.00000	15.60000	2015.12.11 01:25:18	15.37405	0.00	0.00	-0.63	32.33
16054223	2015.12.11 01:42:41	buy	0.03	usdzar	15.41725	0.00000	15.70000	2015.12.11 11:50:57	15.70562	0.00	0.00	0.00	55.08
													[tp]
16054222	2015.12.11 01:42:36	buy	0.05	usdzar	15.41685	0.00000	15.80000	2015.12.11 12:05:17	15.80285	0.00	0.00	0.00	122.13
													[tp]
16021564	2015.12.10 00:47:33	buy	0.04	cadchf	0.72493	0.00000	0.74000	2015.12.11 16:16:28	0.72166	0.00	0.00	0.06	-13.27
16021566	2015.12.10 00:47:43	sell	0.01	cadchf	0.72454	0.00000	0.70400	2015.12.11 16:24:02	0.72012	0.00	0.00	-0.04	4.49
16021567	2015.12.10 00:47:47	buy	0.01	cadchf	0.72491	0.00000	0.00000	2015.12.11 16:24:06	0.71990	0.00	0.00	0.01	-5.09
16009211	2015.12.09 18:25:23	sell	0.01	cadjpy	89.851	0.000	87.800	2015.12.11 20:34:26	87.801	0.00	0.00	-0.07	16.99
													[tp]
16072249	2015.12.11 16:18:55	sell	0.03	cadjpy	88.559	0.000	87.500	2015.12.11 21:42:55	87.915	0.00	0.00	0.00	16.00
16009212	2015.12.09 18:25:29	buy	0.01	cadjpy	89.858	0.000	0.000	2015.12.11 21:51:44	87.915	0.00	0.00	0.00	-16.09
16009202	2015.12.09 18:25:14	buy	0.03	cadjpy	89.864	0.000	92.900	2015.12.11 22:00:12	87.948	0.00	0.00	0.01	-47.59
16090445	2015.12.14 06:05:39	buy	0.04	usdzar	15.25055	0.00000	16.00000	2015.12.14 09:55:49	15.07025	0.00	0.00	0.00	-47.86
15709870	2015.11.27 08:40:49	sell	0.05	usdzar	14.30225	0.00000	13.41500	2015.12.14 14:18:04	15.38005	0.00	0.00	3.64	-350.39
													so: 56.7%/13.6/24.0
16073818	2015.12.11 16:44:58	buy	0.05	usdzar	15.83515	0.00000	16.40000	2015.12.14 14:18:09	15.33059	0.00	0.00	-1.07	-164.56
													so: 72.8%/11.6/16.0
16092955	2015.12.14 10:03:23	sell	0.04	usdzar	15.06645	0.00000	14.60000	2015.12.14 16:53:06	15.25685	0.00	0.00	0.00	-49.92
16073815	2015.12.11 16:44:52	buy	0.03	usdzar	15.83455	0.00000	16.30000	2015.12.14 18:54:25	15.13445	0.00	0.00	-0.64	-138.78
													so: 72.3%/10.1/14.0
15126650	2015.11.06 15:49:40	sell	0.03	audusd	0.70745	0.00000	0.70600	2015.12.14 18:59:53	0.72571	0.00	0.00	-6.11	-54.78
													so: 75.5%/6.0/8.0
16013613	2015.12.09 20:23:13	sell	0.03	usdzar	14.66985	0.00000	0.00000	2015.12.14 18:59:53	15.17871	0.00	0.00	1.03	-100.57
													so: 75.5%/6.0/8.0
16104538	2015.12.14 16:53:30	buy	0.04	usdzar	15.25775	0.00000	16.00000	2015.12.14 18:59:54	15.12475	0.00	0.00	0.00	-35.17
													so: 49.2%/6.1/12.4
15925531	2015.12.07 03:52:08	buy	0.03	audusd	0.73341	0.00000	0.75000	2015.12.14 20:06:32	0.72474	0.00	0.00	0.45	-26.01

PRO version Are you a developer? Try out the HTML to PDF API pdfcrowd.com

so: 79.7%/3.5/4.4

16054682	2015.12.11 02:09:52	sell	0.02	audusd	0.72642	0.00000	0.70800	2015.12.15 00:09:15	0.72456	0.00	0.00	-0.22	3.72
15782740	2015.12.01 18:36:01	buy	0.02	audusd	0.73183	0.00000	0.00000	2015.12.15 00:09:24	0.72433	0.00	0.00	0.64	-15.00
15961380	2015.12.08 11:54:26	sell	0.02	audusd	0.72081	0.00000	0.69800	2015.12.15 00:09:40	0.72456	0.00	0.00	-0.81	-7.50
15961383	2015.12.08 11:54:30	buy	0.02	audusd	0.72096	0.00000	0.00000	2015.12.15 00:09:49	0.72431	0.00	0.00	0.28	6.70
16117413	2015.12.15 02:21:05	balance	Deposit. National Australia B										195.00
16118783	2015.12.15 03:42:59	buy	0.02	cadchf	0.71734	0.00000	0.73400	2015.12.16 06:57:58	0.72077	0.00	0.00	0.03	6.92
16118784	2015.12.15 03:43:05	sell	0.02	cadchf	0.71710	0.00000	0.70300	2015.12.17 19:21:11	0.71423	0.00	0.00	-0.29	5.75
16206435	2015.12.17 19:21:18	sell	0.01	cadchf	0.71399	0.00000	0.69900	2015.12.18 18:11:34	0.71621	0.00	0.00	-0.04	-2.23
16206437	2015.12.17 19:21:21	buy	0.01	cadchf	0.71422	0.00000	0.00000	2015.12.18 18:11:42	0.71609	0.00	0.00	0.02	1.88
16185892	2015.12.17 03:55:17	sell	0.02	audusd	0.71759	0.00000	0.69950	2015.12.18 18:31:05	0.71840	0.00	0.00	-0.11	-1.62
16185895	2015.12.17 03:55:20	buy	0.02	audusd	0.71773	0.00000	0.00000	2015.12.18 18:31:09	0.71825	0.00	0.00	0.06	1.04
16235272	2015.12.18 20:07:31	buy	0.03	usdcad	1.39355	0.00000	1.41250	2015.12.23 17:51:10	1.38744	0.00	0.00	-0.09	-13.21
16235274	2015.12.18 20:07:34	sell	0.03	usdcad	1.39346	0.00000	0.00000	2015.12.23 17:51:14	1.38759	0.00	0.00	-0.03	12.69
16307360	2015.12.24 17:01:30	buy	0.03	usdcad	1.38342	0.00000	1.40500	2015.12.30 00:41:03	1.38379	0.00	0.00	-0.08	0.80
16307362	2015.12.24 17:01:34	sell	0.03	usdcad	1.38328	0.00000	0.00000	2015.12.30 00:41:07	1.38400	0.00	0.00	-0.12	-1.56
16235843	2015.12.18 21:48:16	buy	0.03	audusd	0.71868	0.00000	0.73500	2015.12.30 00:41:52	0.72902	0.00	0.00	0.85	31.02
16307550	2015.12.24 17:17:14	sell	0.02	cadjpy	86.916	0.000	85.300	2015.12.30 00:45:35	87.086	0.00	0.00	-0.24	-2.82
16307551	2015.12.24 17:17:17	buy	0.02	cadjpy	86.935	0.000	0.000	2015.12.30 00:45:41	87.057	0.00	0.00	0.16	2.02
16235316	2015.12.18 20:14:03	sell	0.01	cadchf	0.71386	0.00000	0.00000	2015.12.30 00:47:10	0.71736	0.00	0.00	-0.39	-3.53
16118785	2015.12.15 03:43:08	buy	0.02	cadchf	0.71734	0.00000	0.00000	2015.12.30 00:47:27	0.71701	0.00	0.00	0.45	-0.67
16234130	2015.12.18 18:36:11	buy	0.02	cadchf	0.71698	0.00000	0.72600	2015.12.30 00:47:44	0.71703	0.00	0.00	0.30	0.10
16206740	2015.12.17 19:45:08	sell	0.02	cadchf	0.71444	0.00000	0.70450	2015.12.30 00:48:21	0.71736	0.00	0.00	-0.78	-5.88
16379993	2016.01.04 05:41:58	sell	0.01	cadjpy	86.204	0.000	85.750	2016.01.04 09:03:01	85.749	0.00	0.00	0.00	3.81
													[tp]
16235842	2015.12.18 21:48:11	sell	0.03	audusd	0.71860	0.00000	0.71500	2016.01.04 18:05:45	0.71627	0.00	0.00	-2.21	6.99
16389418	2016.01.04 12:21:48	buy	0.03	gbpjpy	176.026	0.000	0.000	2016.01.05 00:30:17	175.596	0.00	0.00	0.11	-10.81
16389417	2016.01.04 12:21:45	sell	0.03	gbpjpy	176.000	0.000	169.800	2016.01.05 00:30:24	175.632	0.00	0.00	-0.27	9.25

PRO version Are you a developer? Try out the HTML to PDF API pdfcrowd.com

16389229	2016.01.04 12:13:09	sell	0.03	cadjpy	85.538	0.000	85.190	2016.01.05 17:27:38	85.190	0.00	0.00	-0.09	8.77
													[tp]
16389557	2016.01.04 12:27:23	buy	0.03	usdcad	1.38990	0.00000	1.41300	2016.01.05 21:56:37	1.39924	0.00	0.00	-0.02	20.03
16427988	2016.01.05 18:25:00	sell	0.04	cadjpy	84.962	0.000	84.350	2016.01.06 04:46:59	84.424	0.00	0.00	-0.13	18.16
16427952	2016.01.05 18:24:04	sell	0.02	cadjpy	85.000	0.000	0.000	2016.01.06 04:51:21	84.411	0.00	0.00	-0.06	9.94
16430246	2016.01.05 22:01:51	buy	0.02	usdcad	1.39949	0.00000	1.41000	2016.01.06 12:27:58	1.41001	0.00	0.00	-0.02	14.92
													[tp]
16409281	2016.01.05 03:06:34	sell	0.04	audcad	1.00204	0.00000	0.99400	2016.01.06 12:45:12	0.99656	0.00	0.00	-0.17	15.55
16409285	2016.01.05 03:06:52	buy	0.03	audcad	1.00222	0.00000	1.01400	2016.01.06 12:45:19	0.99635	0.00	0.00	0.08	-12.50
16409286	2016.01.05 03:06:55	sell	0.03	audcad	1.00198	0.00000	0.00000	2016.01.06 12:45:24	0.99653	0.00	0.00	-0.13	11.61
16437043	2016.01.06 04:51:30	buy	0.02	cadjpy	84.404	0.000	85.400	2016.01.06 12:52:18	83.984	0.00	0.00	0.00	-7.10
16427954	2016.01.05 18:24:08	buy	0.02	cadjpy	85.025	0.000	0.000	2016.01.06 12:52:45	83.984	0.00	0.00	0.04	-17.59
16431865	2016.01.06 00:05:54	buy	0.04	cadjpy	85.125	0.000	0.000	2016.01.06 13:23:43	84.002	0.00	0.00	0.00	-37.96
16445698	2016.01.06 12:55:59	sell	0.02	cadjpy	83.984	0.000	77.900	2016.01.06 13:23:51	84.015	0.00	0.00	0.00	-0.52
16427951	2016.01.05 18:23:59	buy	0.02	cadjpy	85.015	0.000	86.000	2016.01.06 13:24:02	83.972	0.00	0.00	0.04	-17.63
16307549	2015.12.24 17:17:07	buy	0.04	cadjpy	86.933	0.000	88.000	2016.01.06 13:24:14	83.977	0.00	0.00	0.98	-99.92
16445647	2016.01.06 12:51:56	sell	0.04	cadjpy	83.987	0.000	77.900	2016.01.06 13:24:23	83.987	0.00	0.00	0.00	0.00
16445566	2016.01.06 12:47:57	buy	0.02	usdcad	1.40860	0.00000	1.41500	2016.01.07 10:55:03	1.41505	0.00	0.00	-0.05	9.12
													[tp]
16467880	2016.01.07 04:00:39	buy	0.01	usdcad	1.40961	0.00000	1.41500	2016.01.07 10:55:03	1.41506	0.00	0.00	0.00	3.85
													[tp]
16457364	2016.01.06 19:02:05	sell	0.02	audcad	0.99540	0.00000	0.98550	2016.01.07 17:54:58	0.98906	0.00	0.00	-0.27	9.02
16457365	2016.01.06 19:02:09	buy	0.02	audcad	0.99559	0.00000	1.01300	2016.01.07 17:55:04	0.98887	0.00	0.00	0.12	-9.56
16457366	2016.01.06 19:02:12	sell	0.02	audcad	0.99538	0.00000	0.00000	2016.01.07 17:55:11	0.98901	0.00	0.00	-0.27	9.06
16495964	2016.01.07 18:02:57	buy	0.03	eurcad	1.52354	0.00000	1.53800	2016.01.07 21:55:18	1.53809	0.00	0.00	0.00	31.00
													[tp]
16495966	2016.01.07 18:03:01	sell	0.03	eurcad	1.52341	0.00000	0.00000	2016.01.08 00:34:59	1.54231	0.00	0.00	0.04	-40.15
16502463	2016.01.08 00:17:54	buy	0.02	eurcad	1.54297	0.00000	1.55600	2016.01.08 00:35:04	1.54202	0.00	0.00	0.00	-1.34

PRO version Are you a developer? Try out the HTML to PDF API pdfcrowd.com

16502464	2016.01.08 00:17:59	buy	0.02	eurcad	1.54299	0.00000	0.00000	2016.01.08 00:35:08	1.54202	0.00	0.00	0.00	-1.37
16502465	2016.01.08 00:18:03	sell	0.02	eurcad	1.54269	0.00000	0.00000	2016.01.08 00:35:16	1.54226	0.00	0.00	0.00	0.61
16510635	2016.01.08 06:00:24	buy	0.02	usdsgd	1.43418	0.00000	1.44350	2016.01.08 16:30:35	1.43846	0.00	0.00	0.00	5.95
16524839	2016.01.08 16:35:57	buy	0.02	eurcad	1.53222	0.00000	1.54100	2016.01.08 16:38:03	1.53292	0.00	0.00	0.00	0.99
16430198	2016.01.05 21:56:45	buy	0.03	usdcad	1.39943	0.00000	1.41600	2016.01.08 17:45:29	1.41208	0.00	0.00	-0.13	26.88
16463764	2016.01.07 02:25:15	sell	0.02	usdcad	1.40712	0.00000	0.00000	2016.01.08 17:48:51	1.41205	0.00	0.00	-0.01	-6.98
16495574	2016.01.07 17:57:02	buy	0.02	usdcad	1.40668	0.00000	1.41500	2016.01.08 17:48:57	1.41202	0.00	0.00	-0.02	7.56
16528071	2016.01.08 17:50:22	buy	0.05	usdcad	1.41264	0.00000	1.41700	2016.01.08 18:36:46	1.41565	0.00	0.00	0.00	10.63
16527879	2016.01.08 17:45:38	sell	0.02	usdcad	1.41207	0.00000	0.00000	2016.01.08 18:38:37	1.41519	0.00	0.00	0.00	-4.41
16527874	2016.01.08 17:45:35	buy	0.02	usdcad	1.41221	0.00000	1.42500	2016.01.08 18:38:43	1.41490	0.00	0.00	0.00	3.80
16531917	2016.01.08 20:13:56	buy	0.02	usdcad	1.41283	0.00000	1.41650	2016.01.08 23:39:57	1.41652	0.00	0.00	0.00	5.21
													[tp]
16541694	2016.01.11 04:27:13	sell	0.03	audusd	0.69631	0.00000	0.69300	2016.01.11 16:44:22	0.70169	0.00	0.00	0.00	-16.14
16534241	2016.01.11 00:03:24	buy	0.03	audusd	0.69740	0.00000	0.71250	2016.01.11 16:44:29	0.70145	0.00	0.00	0.00	12.15
16534266	2016.01.11 00:03:31	sell	0.02	audusd	0.69690	0.00000	0.68700	2016.01.11 16:44:37	0.70158	0.00	0.00	0.00	-9.36
16534273	2016.01.11 00:03:34	buy	0.02	audusd	0.69740	0.00000	0.00000	2016.01.11 16:44:41	0.70146	0.00	0.00	0.00	8.12
16510613	2016.01.08 05:58:51	buy	0.02	usdsgd	1.43412	0.00000	1.45400	2016.01.11 16:44:53	1.43379	0.00	0.00	-0.09	-0.46
16510614	2016.01.08 05:58:54	sell	0.02	usdsgd	1.43395	0.00000	1.41800	2016.01.11 16:44:58	1.43401	0.00	0.00	0.02	-0.08
16530093	2016.01.08 18:36:53	buy	0.03	usdcad	1.41574	0.00000	0.00000	2016.01.11 17:50:56	1.41718	0.00	0.00	-0.03	3.05
16558607	2016.01.11 17:43:41	sell	0.02	usdcad	1.41555	0.00000	1.37500	2016.01.11 17:55:46	1.41814	0.00	0.00	0.00	-3.65
16559277	2016.01.11 17:56:57	buy	0.03	usdcad	1.41903	0.00000	1.42500	2016.01.12 08:42:49	1.42505	0.00	0.00	-0.03	12.67
													[tp]
16557265	2016.01.11 17:07:39	sell	0.02	gbpusd	1.45554	0.00000	1.45150	2016.01.12 11:30:01	1.45161	0.00	0.00	-0.01	7.86
													[tp]
16556551	2016.01.11 16:55:48	sell	0.02	gbpusd	1.45679	0.00000	1.44700	2016.01.12 12:19:11	1.44700	0.00	0.00	-0.01	19.58
													[tp]
16556547	2016.01.11 16:55:41	buy	0.03	gbpusd	1.45681	0.00000	1.47250	2016.01.12 16:34:48	1.44140	0.00	0.00	-0.01	-46.23
16559560	2016.01.11 18:01:11	sell	0.03	audusd	0.69892	0.00000	0.69200	2016.01.12 16:35:25	0.70064	0.00	0.00	-0.14	-5.16

PRO version Are you a developer? Try out the HTML to PDF API pdfcrowd.com

16559569	2016.01.11 18:01:14	buy	0.03	audusd	0.69906	0.00000	0.00000	2016.01.12 16:35:30	0.70050	0.00	0.00	0.06	4.32
16556561	2016.01.11 16:55:52	buy	0.02	gbpusd	1.45692	0.00000	0.00000	2016.01.12 16:35:46	1.44117	0.00	0.00	-0.01	-31.50
16510589	2016.01.08 05:53:49	buy	0.02	gbpcad	2.06061	0.00000	2.09200	2016.01.12 16:36:00	2.04875	0.00	0.00	-0.04	-16.69
16510590	2016.01.08 05:53:53	sell	0.02	gbpcad	2.06029	0.00000	0.00000	2016.01.12 16:36:05	2.04906	0.00	0.00	-0.02	15.80
16510525	2016.01.08 05:42:40	buy	0.02	cadchf	0.70790	0.00000	0.00000	2016.01.12 16:36:29	0.70355	0.00	0.00	0.08	-8.69
16530003	2016.01.08 18:35:09	sell	0.02	cadchf	0.70186	0.00000	0.69600	2016.01.12 16:36:33	0.70374	0.00	0.00	-0.16	-3.76
16510522	2016.01.08 05:42:31	buy	0.03	cadchf	0.70782	0.00000	0.72500	2016.01.12 16:36:42	0.70362	0.00	0.00	0.12	-12.59
16510524	2016.01.08 05:42:37	sell	0.02	cadchf	0.70764	0.00000	0.68900	2016.01.12 16:36:47	0.70386	0.00	0.00	-0.16	7.56
16586230	2016.01.12 17:05:45	buy	0.02	usdcad	1.42252	0.00000	0.00000	2016.01.12 17:06:26	1.42281	0.00	0.00	0.00	0.41
16463761	2016.01.07 02:25:05	sell	0.02	usdcad	1.40722	0.00000	0.00000	2016.01.13 12:44:54	1.42116	0.00	0.00	-0.04	-19.62
16463763	2016.01.07 02:25:11	buy	0.02	usdcad	1.40728	0.00000	1.44000	2016.01.13 12:44:59	1.42096	0.00	0.00	-0.08	19.25
16607467	2016.01.13 12:49:47	buy	0.01	usdcad	1.42114	0.00000	1.43000	2016.01.13 18:02:52	1.42593	0.00	0.00	0.00	3.36
16585364	2016.01.12 16:41:13	buy	0.01	usdcad	1.42021	0.00000	1.43700	2016.01.13 21:41:16	1.43705	0.00	0.00	-0.01	11.72
													[tp]
16389561	2016.01.04 12:27:30	sell	0.03	usdcad	1.38965	0.00000	0.00000	2016.01.15 00:03:23	1.43696	0.00	0.00	-0.17	-98.77
												so: 76.3%/5.0/6.5	
16430199	2016.01.05 21:56:48	sell	0.03	usdcad	1.39924	0.00000	1.37500	2016.01.15 00:03:24	1.43696	0.00	0.00	-0.14	-78.75
												so: 39.7%/5.0/12.5	
16593701	2016.01.12 22:53:52	sell	0.03	eurpln	4.35955	0.00000	4.25450	2016.01.15 00:03:25	4.39797	0.00	0.00	0.36	-28.49
												so: 26.8%/5.0/18.5	
16621370	2016.01.13 21:41:43	buy	0.01	usdcad	1.43793	0.00000	1.44250	2016.01.15 00:03:26	1.43667	0.00	0.00	-0.04	-0.88
												so: 41.4%/5.0/12.0	
16585206	2016.01.12 16:37:32	buy	0.02	usdcad	1.42128	0.00000	1.44350	2016.01.15 00:03:27	1.43667	0.00	0.00	-0.09	21.42
												so: 49.7%/5.0/10.0	
16559124	2016.01.11 17:54:37	buy	0.03	usdcad	1.41824	0.00000	1.44500	2016.01.15 00:11:26	1.43659	0.00	0.00	-0.17	38.32
												so: 79.8%/4.8/6.0	
16660421	2016.01.15 00:37:41	balance	Deposit. National Australia B										150.00
16663275	2016.01.15 03:41:58	buy	0.02	usdcad	1.43674	0.00000	1.44150	2016.01.15 08:30:57	1.44194	0.00	0.00	0.00	7.21

PRO version Are you a developer? Try out the HTML to PDF API pdfcrowd.com

													[tp]
16660545	2016.01.15 00:44:18	buy	0.02	usdcad	1.43631	0.00000	1.44750	2016.01.15 08:31:00	1.44921	0.00	0.00	0.00	17.80
													[tp]
16667186	2016.01.15 08:44:40	buy	0.02	audusd	0.69345	0.00000	0.70400	2016.01.15 08:55:00	0.69332	0.00	0.00	0.00	-0.26
16667188	2016.01.15 08:44:44	sell	0.02	audusd	0.69330	0.00000	0.68150	2016.01.15 08:55:11	0.69337	0.00	0.00	0.00	-0.14
16667189	2016.01.15 08:44:47	buy	0.02	audusd	0.69347	0.00000	0.00000	2016.01.15 08:55:14	0.69332	0.00	0.00	0.00	-0.30
16667098	2016.01.15 08:38:12	buy	0.01	usdcad	1.44659	0.00000	1.45100	2016.01.15 10:58:16	1.45126	0.00	0.00	0.00	3.22
													[tp]
16667431	2016.01.15 08:58:54	buy	0.03	usdcad	1.44672	0.00000	1.45230	2016.01.15 11:16:44	1.45236	0.00	0.00	0.00	11.65
													[tp]
16737534	2016.01.19 13:16:14	sell	0.02	gbpusd	1.43124	0.00000	1.41400	2016.01.19 17:06:35	1.41396	0.00	0.00	0.00	34.56
													[tp]
16700663	2016.01.18 04:37:24	sell	0.02	cadchf	0.68990	0.00000	0.68300	2016.01.20 08:11:00	0.68297	0.00	0.00	-0.16	13.86
													[tp]
16696018	2016.01.18 00:03:50	buy	0.02	usdcad	1.46056	0.00000	1.46500	2016.01.20 09:01:25	1.46506	0.00	0.00	-0.04	6.14
													[tp]
16727009	2016.01.19 06:23:00	buy	0.02	usdcad	1.45043	0.00000	1.46540	2016.01.20 10:24:34	1.46538	0.00	0.00	-0.02	20.40
													[tp]
16695994	2016.01.18 00:03:45	buy	0.04	usdcad	1.46056	0.00000	1.46600	2016.01.20 10:31:26	1.46606	0.00	0.00	-0.06	15.01
													[tp]
16724785	2016.01.19 04:22:25	buy	0.01	eurgbp	0.76519	0.00000	0.77550	2016.01.20 11:00:13	0.77551	0.00	0.00	-0.03	14.59
													[tp]
16811245	2016.01.21 04:57:55	sell	0.02	gbpusd	1.41876	0.00000	1.41150	2016.01.21 14:00:34	1.41146	0.00	0.00	0.00	14.60
													[tp]
16677607	2016.01.15 14:35:35	buy	0.02	cadchf	0.69174	0.00000	0.70300	2016.01.21 15:52:48	0.70260	0.00	0.00	0.23	21.45
16677608	2016.01.15 14:35:41	sell	0.02	cadchf	0.69155	0.00000	0.67400	2016.01.21 15:52:55	0.70289	0.00	0.00	-0.47	-22.39
16677609	2016.01.15 14:35:44	buy	0.02	cadchf	0.69164	0.00000	0.00000	2016.01.21 15:53:00	0.70269	0.00	0.00	0.23	21.82
16850763	2016.01.21 19:37:09	sell	0.02	gbpusd	1.42192	0.00000	1.40800	2016.01.21 19:49:54	1.42052	0.00	0.00	0.00	2.80

PRO version Are you a developer? Try out the HTML to PDF API pdfcrowd.com

16842512	2016.01.21 17:11:52	sell	0.02	gbpjpy	165.846	0.000	163.650	2016.01.22 08:35:56	168.064	0.00	0.00	-0.07	-46.05
16842517	2016.01.21 17:11:56	buy	0.02	gbpjpy	165.369	0.000	0.000	2016.01.22 08:36:00	168.036	0.00	0.00	0.02	45.19
16727010	2016.01.19 06:23:03	sell	0.02	usdcad	1.45027	0.00000	1.42250	2016.01.22 10:56:26	1.42246	0.00	0.00	-0.04	39.10
													[tp]
16667065	2016.01.15 08:36:28	sell	0.02	usdcad	1.44655	0.00000	1.42150	2016.01.22 11:02:29	1.42146	0.00	0.00	-0.06	35.30
													[tp]
16747442	2016.01.19 17:15:24	buy	0.02	gbpusd	1.41394	0.00000	1.43380	2016.01.22 15:03:35	1.43383	0.00	0.00	-0.04	39.78
													[tp]
16724788	2016.01.19 04:22:34	buy	0.02	eurgbp	0.76519	0.00000	0.77840	2016.01.22 15:28:58	0.75438	0.00	0.00	-0.31	-30.98
16724794	2016.01.19 04:22:38	sell	0.02	eurgbp	0.76500	0.00000	0.00000	2016.01.22 15:29:02	0.75453	0.00	0.00	0.11	30.00
16779462	2016.01.20 12:21:30	buy	0.01	eurgbp	0.77172	0.00000	0.77500	2016.01.22 15:29:17	0.75436	0.00	0.00	-0.13	-24.87
16715535	2016.01.18 17:34:15	sell	0.02	eurgbp	0.76223	0.00000	0.74900	2016.01.22 15:29:25	0.75459	0.00	0.00	0.13	21.90
16660543	2016.01.15 00:44:13	sell	0.03	usdcad	1.43608	0.00000	1.40800	2016.01.25 03:08:29	1.41536	0.00	0.00	-0.08	43.92
16834910	2016.01.21 15:51:32	sell	0.02	usdcad	1.44094	0.00000	1.40950	2016.01.25 03:09:05	1.41533	0.00	0.00	-0.02	36.19
16660547	2016.01.15 00:44:20	sell	0.02	usdcad	1.43609	0.00000	1.38950	2016.01.27 00:52:29	1.41167	0.00	0.00	-0.09	34.60
16955559	2016.01.27 02:58:45	sell	0.02	usdcad	1.41086	0.00000	1.40500	2016.01.27 14:32:00	1.40491	0.00	0.00	0.00	8.47
													[tp]
16894403	2016.01.25 03:08:00	sell	0.03	usdcad	1.41517	0.00000	0.00000	2016.01.27 17:06:39	1.41013	0.00	0.00	-0.02	10.72
16953333	2016.01.27 00:53:23	sell	0.02	usdcad	1.41171	0.00000	1.40250	2016.01.27 17:07:10	1.41061	0.00	0.00	0.00	1.56
16953334	2016.01.27 00:53:26	buy	0.02	usdcad	1.41190	0.00000	0.00000	2016.01.27 17:07:15	1.41028	0.00	0.00	0.00	-2.30
16835605	2016.01.21 15:58:14	sell	0.02	audcad	0.99778	0.00000	0.98350	2016.01.27 17:09:57	0.99360	0.00	0.00	-0.40	5.93
16828337	2016.01.21 15:13:55	sell	0.02	gbpusd	1.41108	0.00000	1.40500	2016.01.27 17:22:36	1.42442	0.00	0.00	-0.04	-26.68
16880799	2016.01.22 15:51:07	sell	0.02	chfjpy	116.450	0.000	115.400	2016.01.27 21:35:00	117.082	0.00	0.00	0.04	-10.63
16880805	2016.01.22 15:51:14	buy	0.02	chfjpy	116.469	0.000	0.000	2016.01.27 21:35:44	117.092	0.00	0.00	-0.15	10.49
16988707	2016.01.28 00:08:31	buy	0.03	gbpusd	1.42378	0.00000	1.43500	2016.01.28 03:35:11	1.42488	0.00	0.00	0.00	3.30
16983969	2016.01.27 21:33:47	sell	0.04	usdcad	1.40984	0.00000	1.40250	2016.01.28 15:59:36	1.40233	0.00	0.00	-0.04	21.42
													[tp]
16943446	2016.01.26 17:08:46	sell	0.03	usdcad	1.41287	0.00000	1.39800	2016.01.28 16:12:12	1.39811	0.00	0.00	-0.04	31.67

PRO version Are you a developer? Try out the HTML to PDF API pdfcrowd.com

													[tp]
16976347	2016.01.27 17:45:37	sell	0.04	usdcad	1.40725	0.00000	1.39600	2016.01.28 16:22:26	1.39599	0.00	0.00	-0.04	32.26
													[tp]
16879974	2016.01.22 15:25:10	sell	0.03	usdcad	1.41639	0.00000	1.39500	2016.01.28 16:23:01	1.39494	0.00	0.00	-0.06	46.13
													[tp]
16894410	2016.01.25 03:08:57	sell	0.02	usdcad	1.41517	0.00000	1.39500	2016.01.28 16:23:01	1.39494	0.00	0.00	-0.04	29.00
													[tp]
17012510	2016.01.28 16:53:21	buy	0.02	usdcad	1.40103	0.00000	1.40600	2016.01.28 17:26:49	1.40602	0.00	0.00	0.00	7.10
													[tp]
16975685	2016.01.27 17:26:57	sell	0.01	gbpusd	1.42351	0.00000	1.41500	2016.01.29 18:57:35	1.41836	0.00	0.00	-0.01	5.15
17012512	2016.01.28 16:53:25	sell	0.02	usdcad	1.40094	0.00000	1.39400	2016.02.01 00:03:15	1.39761	0.00	0.00	-0.02	4.77
17012485	2016.01.28 16:52:48	sell	0.05	usdcad	1.40118	0.00000	1.38500	2016.02.01 00:06:53	1.39772	0.00	0.00	-0.04	12.38
16881134	2016.01.22 15:56:16	buy	0.02	gbpusd	1.43260	0.00000	0.00000	2016.02.01 00:07:40	1.42470	0.00	0.00	-0.10	-15.80
16715307	2016.01.18 17:16:59	sell	0.02	audcad	0.99850	0.00000	0.98550	2016.02.01 00:08:43	0.99003	0.00	0.00	-1.35	12.12
17061746	2016.01.29 19:00:09	sell	0.02	gbpusd	1.41807	0.00000	1.41300	2016.02.01 00:09:30	1.42490	0.00	0.00	-0.01	-13.66
16988709	2016.01.28 00:08:40	buy	0.02	gbpusd	1.42378	0.00000	0.00000	2016.02.01 00:09:53	1.42468	0.00	0.00	0.00	1.80
17066653	2016.02.01 00:06:14	buy	0.04	usdcad	1.39781	0.00000	1.42200	2016.02.01 07:09:00	1.39941	0.00	0.00	0.00	4.57
16988708	2016.01.28 00:08:36	sell	0.02	gbpusd	1.42353	0.00000	1.41250	2016.02.01 07:10:31	1.42661	0.00	0.00	-0.02	-6.16
16715308	2016.01.18 17:17:04	buy	0.02	audcad	0.99870	0.00000	0.00000	2016.02.01 07:11:06	0.99024	0.00	0.00	0.65	-12.09
16715306	2016.01.18 17:16:55	buy	0.02	audcad	0.99869	0.00000	1.01500	2016.02.01 17:41:58	0.99293	0.00	0.00	0.65	-8.22
17076154	2016.02.01 09:43:52	buy	0.03	gbpusd	1.42574	0.00000	1.44800	2016.02.02 00:15:13	1.44291	0.00	0.00	0.00	51.51
16737536	2016.01.19 13:16:20	buy	0.02	gbpusd	1.43140	0.00000	1.45400	2016.02.02 00:15:23	1.44291	0.00	0.00	-0.14	23.02
17103562	2016.02.02 02:06:09	buy	0.04	usdcad	1.39544	0.00000	1.40600	2016.02.02 04:09:06	1.39532	0.00	0.00	0.00	-0.34
17102969	2016.02.02 01:21:39	sell	0.04	usdcad	1.39429	0.00000	1.39080	2016.02.02 04:09:46	1.39546	0.00	0.00	0.00	-3.35
17102649	2016.02.02 00:59:02	buy	0.04	usdcad	1.39527	0.00000	0.00000	2016.02.02 04:09:54	1.39532	0.00	0.00	0.00	0.14
17105447	2016.02.02 04:06:33	buy	0.03	gbpusd	1.44333	0.00000	1.45000	2016.02.03 13:48:26	1.45030	0.00	0.00	0.00	20.91
													[tp]
17105444	2016.02.02 04:05:55	buy	0.02	gbpusd	1.44337	0.00000	1.45100	2016.02.03 14:46:11	1.45103	0.00	0.00	0.00	15.32

PRO version Are you a developer? Try out the HTML to PDF API pdfcrowd.com

														[tp]
17108752	2016.02.02 06:45:34	sell	0.03	gbpusd	1.44116	0.00000	1.42600	2016.02.03 16:00:29	1.45281	0.00	0.00	-0.01	-34.95	
17162970	2016.02.03 15:55:53	buy	0.03	gbpusd	1.45308	0.00000	0.00000	2016.02.03 16:00:35	1.45288	0.00	0.00	0.00	-0.60	
17163003	2016.02.03 15:57:02	buy	0.03	gbpusd	1.45308	0.00000	1.45450	2016.02.03 16:09:03	1.45349	0.00	0.00	0.00	1.23	
17162997	2016.02.03 15:56:47	buy	0.02	gbpusd	1.45309	0.00000	0.00000	2016.02.03 16:09:12	1.45364	0.00	0.00	0.00	1.10	
17163986	2016.02.03 16:12:03	buy	0.03	gbpusd	1.45438	0.00000	1.45620	2016.02.03 16:23:59	1.45625	0.00	0.00	0.00	5.61	
														[tp]
16779237	2016.01.20 12:12:52	buy	0.04	usdcad	1.46441	0.00000	1.48000	2016.02.03 17:02:06	1.38643	0.00	0.00	-0.44	-224.98	
														so: 80.0%/21.7/27.1
17165046	2016.02.03 16:30:52	sell	0.01	gbpusd	1.45504	0.00000	1.44500	2016.02.03 17:02:48	1.45885	0.00	0.00	0.00	-3.81	
17076153	2016.02.01 09:43:49	sell	0.03	gbpusd	1.42556	0.00000	1.41500	2016.02.03 17:03:10	1.45829	0.00	0.00	-0.02	-98.19	
16747439	2016.01.19 17:15:21	sell	0.02	gbpusd	1.41376	0.00000	1.40900	2016.02.03 17:03:19	1.45828	0.00	0.00	-0.15	-89.04	
17107212	2016.02.02 05:47:30	buy	0.03	chfjpy	118.458	0.000	0.000	2016.02.03 17:03:30	117.204	0.00	0.00	-0.08	-31.79	
17107209	2016.02.02 05:47:26	sell	0.03	chfjpy	118.445	0.000	116.500	2016.02.03 17:03:38	117.216	0.00	0.00	0.04	31.14	
16976187	2016.01.27 17:39:10	sell	0.03	usdcad	1.40770	0.00000	1.38255	2016.02.03 19:09:23	1.38410	0.00	0.00	-0.07	51.15	
17073942	2016.02.01 07:13:53	sell	0.05	usdcad	1.39925	0.00000	1.38230	2016.02.03 20:02:52	1.38231	0.00	0.00	-0.04	61.27	
														[tp]
16779248	2016.01.20 12:13:32	buy	0.02	usdcad	1.46459	0.00000	1.47800	2016.02.03 20:02:55	1.38199	0.00	0.00	-0.24	-119.54	
														so: 77.3%/15.5/20.0
16779234	2016.01.20 12:12:31	buy	0.02	usdcad	1.46440	0.00000	1.48100	2016.02.03 20:06:02	1.38142	0.00	0.00	-0.24	-120.14	
														so: 79.9%/12.8/16.0
16805969	2016.01.21 00:57:32	buy	0.02	usdcad	1.45110	0.00000	1.47800	2016.02.03 20:08:46	1.38085	0.00	0.00	-0.19	-101.75	
														so: 76.8%/9.2/12.0
16894402	2016.01.25 03:07:56	buy	0.03	usdcad	1.41529	0.00000	1.47800	2016.02.03 21:06:47	1.37986	0.00	0.00	-0.19	-77.03	
														so: 79.4%/6.4/8.0
17178313	2016.02.03 19:10:57	buy	0.01	usdcad	1.38462	0.00000	1.39500	2016.02.03 21:10:45	1.38008	0.00	0.00	0.00	-3.29	
17011164	2016.01.28 16:28:09	sell	0.05	usdcad	1.39759	0.00000	1.37870	2016.02.03 21:25:11	1.37873	0.00	0.00	-0.08	68.40	
														[tp]

PRO version Are you a developer? Try out the HTML to PDF API pdfcrowd.com

17184331	2016.02.03 21:11:49	sell	0.02	usdcad	1.38026	0.00000	1.37800	2016.02.03 22:17:12	1.37790	0.00	0.00	0.00	3.43
													[tp]
16953332	2016.01.27 00:53:16	buy	0.03	usdcad	1.41175	0.00000	1.45000	2016.02.03 22:17:13	1.37780	0.00	0.00	-0.15	-73.92
												so: 72.6%/7.3/10.0	
16894411	2016.01.25 03:09:00	buy	0.02	usdcad	1.41533	0.00000	1.45350	2016.02.04 03:01:49	1.37499	0.00	0.00	-0.20	-58.68
												so: 78.5%/3.1/4.0	
17222638	2016.02.04 22:43:27	balance	Deposit. National Australia B										80.00
17229317	2016.02.05 07:08:07	sell	0.01	gbpcad	1.99959	0.00000	1.99250	2016.02.05 11:18:00	1.99258	0.00	0.00	0.00	5.10
													[tp]
17223166	2016.02.04 23:41:09	buy	0.01	gbpcad	2.00671	0.00000	2.03000	2016.02.08 09:09:32	2.01352	0.00	0.00	-0.02	4.91
17223167	2016.02.04 23:41:15	sell	0.02	gbpcad	2.00639	0.00000	1.98950	2016.02.09 17:09:18	1.98954	0.00	0.00	-0.03	24.44
													[tp]
17223168	2016.02.04 23:41:17	buy	0.02	gbpcad	2.00669	0.00000	2.03000	2016.02.10 07:02:00	2.01337	0.00	0.00	-0.12	9.59
17313123	2016.02.09 17:55:04	sell	0.01	gbpcad	2.00204	0.00000	1.98800	2016.02.10 07:02:22	2.01365	0.00	0.00	0.00	-8.34
17313124	2016.02.09 17:55:07	buy	0.01	gbpcad	2.00222	0.00000	0.00000	2016.02.10 07:02:27	2.01352	0.00	0.00	-0.01	8.12
17314648	2016.02.09 18:43:53	buy	0.01	gbpusd	1.45022	0.00000	1.45500	2016.02.10 14:35:08	1.45539	0.00	0.00	-0.01	5.17
													[tp]
17339024	2016.02.10 17:16:36	buy	0.01	gbpusd	1.44647	0.00000	1.45500	2016.02.11 02:44:14	1.45511	0.00	0.00	-0.02	8.64
													[tp]
17283564	2016.02.08 21:43:52	sell	0.02	audjpy	81.722	0.000	79.450	2016.02.11 10:17:49	79.447	0.00	0.00	-0.60	40.55
													[tp]
17223123	2016.02.04 23:31:41	sell	0.02	cadchf	0.72145	0.00000	0.69200	2016.02.11 10:38:31	0.69201	0.00	0.00	-0.55	60.87
													[tp]
17283737	2016.02.08 21:52:55	sell	0.02	gbpusd	1.44309	0.00000	1.42900	2016.02.11 14:36:31	1.44035	0.00	0.00	-0.04	5.48
17283749	2016.02.08 21:53:37	buy	0.01	gbpusd	1.44302	0.00000	1.45850	2016.02.11 14:36:38	1.44023	0.00	0.00	-0.04	-2.79
17283752	2016.02.08 21:53:41	sell	0.01	gbpusd	1.44276	0.00000	0.00000	2016.02.11 14:36:45	1.44003	0.00	0.00	-0.01	2.73
17428008	2016.02.15 16:59:55	sell	0.03	gbpusd	1.44747	0.00000	1.42400	2016.02.17 16:27:25	1.42539	0.00	0.00	-0.02	66.24
17408500	2016.02.12 17:16:19	buy	0.02	eurcad	1.56806	0.00000	1.59600	2016.02.17 16:37:27	1.53616	0.00	0.00	-0.24	-46.19

PRO version Are you a developer? Try out the HTML to PDF API pdfcrowd.com

17408501	2016.02.12 17:16:23	sell	0.02	eurcad	1.56753	0.00000	0.00000	2016.02.17 16:37:30	1.53698	0.00	0.00	0.12	45.68
17408658	2016.02.12 17:24:06	buy	0.01	gbpcad	2.01342	0.00000	2.08000	2016.02.17 16:38:36	1.96791	0.00	0.00	-0.03	-32.97
17408659	2016.02.12 17:24:10	sell	0.01	gbpcad	2.01324	0.00000	0.00000	2016.02.17 16:38:40	1.96817	0.00	0.00	0.00	32.65
17223126	2016.02.04 23:31:46	buy	0.02	cadchf	0.72168	0.00000	0.75900	2016.02.18 00:25:17	0.72599	0.00	0.00	0.60	8.69
17374920	2016.02.11 14:38:39	sell	0.01	cadchf	0.69570	0.00000	0.68250	2016.02.18 00:25:28	0.72646	0.00	0.00	-0.26	-30.97
17374922	2016.02.11 14:38:44	buy	0.01	cadchf	0.69581	0.00000	0.00000	2016.02.18 00:25:32	0.72599	0.00	0.00	0.13	30.41
17427760	2016.02.15 16:49:08	sell	0.02	eurjpy	127.502	0.000	126.350	2016.02.18 13:58:36	126.348	0.00	0.00	0.03	20.27
													[tp]
17509233	2016.02.18 18:29:23	sell	0.03	eurjpy	125.895	0.000	125.355	2016.02.19 11:08:54	125.352	0.00	0.00	0.01	14.42
													[tp]
17509514	2016.02.18 18:39:56	sell	0.02	gbpusd	1.43238	0.00000	1.42500	2016.02.19 15:32:36	1.42484	0.00	0.00	0.00	15.08
													[tp]
17481176	2016.02.17 16:53:27	sell	0.02	sgdjpy	80.986	0.000	79.850	2016.02.19 19:08:59	79.954	0.00	0.00	-0.25	18.37
17537222	2016.02.19 19:06:46	sell	0.02	gbpusd	1.43269	0.00000	1.42500	2016.02.22 08:04:17	1.42852	0.00	0.00	0.00	8.34
17547457	2016.02.22 08:05:42	sell	0.02	gbpusd	1.42798	0.00000	1.42500	2016.02.22 09:06:38	1.42499	0.00	0.00	0.00	5.98
													[tp]
17408628	2016.02.12 17:21:45	sell	0.02	gbpcad	2.01320	0.00000	1.95250	2016.02.22 09:31:27	1.95228	0.00	0.00	0.01	88.55
													[tp]
17480425	2016.02.17 16:30:50	sell	0.02	gbpusd	1.42357	0.00000	1.41900	2016.02.22 09:31:27	1.41886	0.00	0.00	0.00	9.42
													[tp]
17408627	2016.02.12 17:21:42	buy	0.02	gbpcad	2.01353	0.00000	2.08000	2016.02.22 10:59:37	1.94832	0.00	0.00	-0.12	-94.89
													so: 80.0%/34.4/43.0
17428012	2016.02.15 16:59:58	buy	0.03	gbpusd	1.44762	0.00000	0.00000	2016.02.22 10:59:39	1.41717	0.00	0.00	-0.01	-91.35
													so: 73.8%/31.7/42.9
17546498	2016.02.22 06:39:27	sell	0.02	gbpsgd	2.00362	0.00000	1.98800	2016.02.22 10:59:39	1.98798	0.00	0.00	0.00	22.30
													[tp]
17427755	2016.02.15 16:49:01	buy	0.03	eurjpy	127.516	0.000	132.000	2016.02.22 10:59:42	125.075	0.00	0.00	-0.11	-64.92
													so: 78.8%/27.0/34.2

PRO version Are you a developer? Try out the HTML to PDF API pdfcrowd.com

17509512	2016.02.18 18:39:50	buy	0.03	gbpusd	1.43259	0.00000	1.46000	2016.02.22 10:59:42	1.41636	0.00	0.00	0.00	-48.69
													so: 58.5%/24.0/40.9
17427764	2016.02.15 16:49:16	buy	0.02	eurjpy	127.516	0.000	133.000	2016.02.22 10:59:43	125.074	0.00	0.00	-0.06	-43.30
													so: 70.4%/22.8/32.3
17546497	2016.02.22 06:39:23	buy	0.03	gbpsgd	2.00398	0.00000	2.04000	2016.02.22 10:59:43	1.98582	0.00	0.00	0.00	-38.85
													so: 59.3%/21.8/36.8
17509515	2016.02.18 18:39:59	buy	0.02	gbpusd	1.43254	0.00000	0.00000	2016.02.22 10:59:44	1.41649	0.00	0.00	0.00	-32.10
													so: 79.2%/22.3/28.2
17375234	2016.02.11 14:45:48	sell	0.02	audjpy	79.357	0.000	78.550	2016.02.22 11:43:17	81.087	0.00	0.00	-1.14	-30.63
													so: 79.9%/18.0/22.5
17546500	2016.02.22 06:39:32	buy	0.02	gbpsgd	2.00398	0.00000	0.00000	2016.02.22 11:43:17	1.98562	0.00	0.00	0.00	-26.18
													so: 71.3%/18.1/25.3
17480277	2016.02.17 16:27:43	sell	0.02	gbpusd	1.42502	0.00000	1.40900	2016.02.22 14:32:42	1.40884	0.00	0.00	0.00	32.36
													[tp]
17283565	2016.02.08 21:43:57	buy	0.02	audjpy	81.739	0.000	85.000	2016.02.22 18:05:23	81.631	0.00	0.00	1.12	-1.92
17536629	2016.02.19 18:39:35	sell	0.04	eurjpy	125.235	0.000	0.000	2016.02.22 18:05:45	124.592	0.00	0.00	0.01	22.76
17537153	2016.02.19 19:03:21	sell	0.01	eurjpy	125.029	0.000	0.000	2016.02.22 18:05:50	124.578	0.00	0.00	0.00	3.99
17565698	2016.02.22 18:33:03	buy	0.01	gbpusd	1.41365	0.00000	1.44000	2016.02.23 03:34:17	1.41401	0.00	0.00	0.00	0.36
17565240	2016.02.22 18:07:51	buy	0.02	gbpusd	1.41229	0.00000	1.47000	2016.02.23 03:35:02	1.41403	0.00	0.00	0.00	3.48
17565545	2016.02.22 18:25:02	sell	0.02	sgdjpy	80.727	0.000	79.600	2016.02.23 10:05:48	79.599	0.00	0.00	-0.06	20.17
													[tp]
17565200	2016.02.22 18:06:33	sell	0.02	gbpusd	1.41171	0.00000	1.40550	2016.02.23 16:30:27	1.40798	0.00	0.00	0.00	7.46
17590245	2016.02.23 16:32:12	buy	0.02	gbpusd	1.40804	0.00000	1.44000	2016.02.23 18:14:18	1.40984	0.00	0.00	0.00	3.60
17593974	2016.02.23 18:14:52	sell	0.02	gbpusd	1.40964	0.00000	1.40600	2016.02.23 18:54:01	1.40607	0.00	0.00	0.00	7.14
													[tp]
17565244	2016.02.22 18:08:00	sell	0.01	gbpusd	1.41215	0.00000	1.40350	2016.02.23 19:00:34	1.40332	0.00	0.00	0.00	8.83
													[tp]
17565470	2016.02.22 18:20:22	buy	0.01	gbpsgd	1.97798	0.00000	0.00000	2016.02.23 21:17:47	1.97152	0.00	0.00	-0.03	-4.59

PRO version Are you a developer? Try out the HTML to PDF API pdfcrowd.com

17595532	2016.02.23 19:11:02	buy	0.02	gbpusd	1.40235	0.00000	1.42000	2016.02.23 21:41:34	1.40152	0.00	0.00	0.00	-1.66
17573365	2016.02.23 03:38:27	sell	0.01	gbpsgd	1.98302	0.00000	1.96900	2016.02.24 02:05:47	1.96898	0.00	0.00	-0.02	9.98
													[tp]
17565469	2016.02.22 18:20:19	sell	0.01	gbpsgd	1.97742	0.00000	1.96700	2016.02.24 04:04:07	1.96688	0.00	0.00	-0.04	7.50
													[tp]
17597250	2016.02.23 21:45:06	sell	0.03	sgdjpy	79.695	0.000	79.400	2016.02.24 05:20:19	79.402	0.00	0.00	-0.10	7.86
													[tp]
17602746	2016.02.24 03:39:01	sell	0.02	gbpsgd	1.97092	0.00000	1.96550	2016.02.24 07:28:23	1.96548	0.00	0.00	0.00	7.73
													[tp]
17597222	2016.02.23 21:42:12	sell	0.03	gbpusd	1.40123	0.00000	1.39500	2016.02.24 11:10:03	1.39515	0.00	0.00	0.00	18.24
													[tp]
17607407	2016.02.24 08:59:59	sell	0.03	gbpsgd	1.96642	0.00000	1.95900	2016.02.24 11:11:06	1.95898	0.00	0.00	0.00	15.89
													[tp]
17480281	2016.02.17 16:27:46	buy	0.02	gbpusd	1.42520	0.00000	0.00000	2016.02.24 11:36:03	1.39223	0.00	0.00	-0.01	-65.94
													so: 80.0%/18.1/22.7
17481179	2016.02.17 16:53:29	buy	0.02	sgdjpy	81.018	0.000	84.300	2016.02.24 12:43:11	79.454	0.00	0.00	0.06	-27.98
													so: 79.5%/13.5/17.0
17481175	2016.02.17 16:53:23	buy	0.02	sgdjpy	81.017	0.000	83.000	2016.02.24 12:43:12	79.453	0.00	0.00	0.06	-27.99
													so: 75.2%/12.8/17.0
17565251	2016.02.22 18:08:06	buy	0.01	gbpusd	1.41222	0.00000	0.00000	2016.02.24 12:43:12	1.38949	0.00	0.00	0.00	-22.73
													so: 73.6%/12.5/17.0
17573364	2016.02.23 03:38:24	buy	0.01	gbpsgd	1.98338	0.00000	2.01300	2016.02.24 12:43:16	1.95402	0.00	0.00	-0.03	-20.87
													so: 79.0%/11.2/14.2
17605440	2016.02.24 06:42:51	sell	0.04	sgdjpy	79.358	0.000	78.850	2016.02.24 16:22:43	79.226	0.00	0.00	0.00	4.73
17565468	2016.02.22 18:20:15	buy	0.01	gbpsgd	1.97798	0.00000	2.01500	2016.02.24 16:23:59	1.96512	0.00	0.00	-0.06	-9.12
17573372	2016.02.23 03:38:30	buy	0.01	gbpsgd	1.98338	0.00000	0.00000	2016.02.24 16:24:04	1.96522	0.00	0.00	-0.03	-12.87
17621401	2016.02.24 16:41:34	sell	0.02	gbpusd	1.39153	0.00000	1.38600	2016.02.26 18:01:54	1.38580	0.00	0.00	-0.03	11.46
													[tp]

PRO version Are you a developer? Try out the HTML to PDF API pdfcrowd.com

17602922	2016.02.24 03:49:37	buy	0.02	usdcad	1.38033	0.00000	1.44250	2016.02.29 06:02:08	1.35318	0.00	0.00	-0.05	-40.13
17602924	2016.02.24 03:49:41	sell	0.02	usdcad	1.38019	0.00000	0.00000	2016.02.29 06:02:12	1.35335	0.00	0.00	0.01	39.66
17602859	2016.02.24 03:46:07	buy	0.02	nzdjpy	74.114	0.000	76.200	2016.03.03 06:18:34	76.204	0.00	0.00	0.99	36.63
													[tp]
17602858	2016.02.24 03:46:03	sell	0.02	nzdjpy	74.098	0.000	72.350	2016.03.04 15:29:55	76.978	0.00	0.00	-1.43	-50.59
												so: -51.5%/-5.7/11.0	
17697797	2016.02.29 06:09:05	sell	0.03	gbpusd	1.38554	0.00000	1.35500	2016.03.04 15:29:55	1.41508	0.00	0.00	-0.07	-88.62
												so: -163.2%/-4.3/2.6	
17697806	2016.02.29 06:10:28	sell	0.01	gbpusd	1.38552	0.00000	0.00000	2016.03.04 15:29:56	1.41593	0.00	0.00	-0.02	-30.41
												so: -54.2%/-4.5/8.3	
17712434	2016.02.29 16:56:48	buy	0.01	gbpsgd	1.95358	0.00000	0.00000	2016.03.04 15:29:56	1.94962	0.00	0.00	-0.14	-2.86
												so: -35.8%/-4.0/11.1	
17712436	2016.02.29 16:56:54	sell	0.01	gbpsgd	1.95332	0.00000	1.94500	2016.03.04 15:29:56	1.95678	0.00	0.00	-0.11	-2.50
												so: -47.9%/-6.7/13.9	
17621402	2016.02.24 16:41:39	buy	0.02	gbpusd	1.39168	0.00000	1.47000	2016.03.04 15:29:57	1.41326	0.00	0.00	-0.04	43.16
												so: -97.2%/-5.4/5.6	
17621406	2016.02.24 16:41:56	buy	0.02	gbpusd	1.39186	0.00000	0.00000	2016.03.04 15:29:57	1.41322	0.00	0.00	-0.04	42.72
												so: -50.6%/-5.6/11.1	
										0.00	0.00	-4 512.18	-107 018.16
										Closed P/L:			**-111 530.34**

Open Trades:

Ticket	Open Time	Type	Volume	Item	Price	S / L	T / P		Price	Commission	Taxes	Swap	Profit
No transactions													
										0.00	0.00	0.00	0.00
										Floating P/L:			**0.00**

Working Orders:

Ticket	Open Time	Type	Volume	Item	Price	S / L	T / P	Market Price	
No transactions									

PRO version Are you a developer? Try out the HTML to PDF API pdfcrowd.com

Summary:

Deposit/Withdrawal:	**111 525.15**	**Credit Facility:**	**0.00**		
Closed Trade P/L:	**-111 530.34**	**Floating P/L:**	**0.00**	**Margin:**	**0.00**
Balance:	**-5.19**	**Equity:**	**-5.19**	**Free Margin:**	**-5.19**

Tier 1 ECN Counterparty [QEP Client]: BOA, UBS, HSBC, Citibank, BNP Paribas, Goldman Sachs, Morgan Stanely JPMorganChase, RBS

PRO version Are you a developer? Try out the HTML to PDF API pdfcrowd.com

Exhibit 2

Name	Counterpa	Location o	Claimant II	Venue	Prime brok	Transactio	FX transac	Trade Date	Trade Tim	Time zone	Trade Rate	Base Curre	Quoted Cu	Buy/Sell	Base Amo	Contra Am	Value Date	Profit/Loss (P/L) (USD)
Sean Wara	Tier 1 Bank	Consortiu	10000935	Integral		41065	spot	########	2013-08-2	America/N	1.48143	EUR	AUD	Buy	148,143		########	31.58
Sean Wara	Tier 1 Bank	Consortiu	10000935	Integral		41050	spot	########	2013-08-2	America/N	0.78493	NZD	USD	Sell	78,493		########	13
Sean Wara	Tier 1 Bank	Consortiu	10000935	Integral		41054	spot	########	2013-08-2	America/N	0.87823	CAD	CHF	Buy	87,823		########	198.19
Sean Wara	Tier 1 Bank	Consortiu	10000935	Integral		41066	spot	########	2013-08-2	America/N	1.48126	EUR	AUD	Sell	148,126		########	173.66
Sean Wara	Tier 1 Bank	Consortiu	10000935	Integral		55031	spot	########	2013-08-3	America/N	0.77649	NZD	USD	Buy	77,649		9/3/2013	639
Sean Wara	Tier 1 Bank	Consortiu	10000935	Integral		41051	spot	########	2013-08-2	America/N	0.78529	NZD	USD	Buy	78,529		9/4/2013	610
Sean Wara	Tier 1 Bank	Consortiu	10000935	Integral		78959	spot	9/5/2013	2013-09-0	America/N	1.46977	GBP	CHF	Sell	146,977		9/6/2013	432.52
Sean Wara	Tier 1 Bank	Consortiu	10000935	Integral		86716	spot	9/6/2013	2013-09-0	America/N	1.42759	EUR	AUD	Buy	142,759		9/9/2013	693.85
Sean Wara	Tier 1 Bank	Consortiu	10000935	Integral		74055	spot	9/4/2013	2013-09-0	America/N	1.46336	GBP	CHF	Sell	146,336		9/9/2013	85.95
Sean Wara	Tier 1 Bank	Consortiu	10000935	Integral		95132	spot	########	2013-09-1	America/N	1.43046	EUR	AUD	Buy	143,046		########	609.28
Sean Wara	Tier 1 Bank	Consortiu	10000935	Integral		97616	spot	########	2013-09-1	America/N	157.843	GBP	JPY	Sell	########		########	520.72
Sean Wara	Tier 1 Bank	Consortiu	10000935	Integral		74048	spot	9/4/2013	2013-09-0	America/N	1.4384	EUR	AUD	Buy	143,840		########	52.74
Sean Wara	Tier 1 Bank	Consortiu	10000935	Integral		168247	spot	########	2013-09-2	America/N	158.316	GBP	JPY	Sell	########		########	549.41
Sean Wara	Tier 1 Bank	Consortiu	10000935	Integral		182509	spot	########	2013-09-2	America/N	159.104	GBP	JPY	Sell	########		########	786.28
Sean Wara	Tier 1 Bank	Consortiu	10000935	Integral		203137	spot	########	2013-09-3	America/N	158.917	GBP	JPY	Sell	########		########	33.71
Sean Wara	Tier 1 Bank	Consortiu	10000935	Integral		107309	spot	########	2013-09-1	America/N	157.334	GBP	JPY	Sell	########		########	443.11
Sean Wara	Tier 1 Bank	Consortiu	10000935	Integral		234974	spot	########	2013-10-0	America/N	157.145	GBP	JPY	Sell	1,571,450		########	-0.24
Sean Wara	Tier 1 Bank	Consortiu	10000935	Integral		234972	spot	########	2013-10-0	America/N	157.161	GBP	JPY	Buy	1,571,610		########	-0.32
Sean Wara	Tier 1 Bank	Consortiu	10000935	Integral		94208	spot	9/9/2013	2013-09-0	America/N	156.252	GBP	JPY	Sell	########		########	146.21
Sean Wara	Tier 1 Bank	Consortiu	10000935	Integral		240407	spot	########	2013-10-0	America/N	0.83245	NZD	USD	Sell	83,245		########	52
Sean Wara	Tier 1 Bank	Consortiu	10000935	Integral		240411	spot	########	2013-10-0	America/N	81.035	NZD	JPY	Sell	8,103,500		########	360.35
Sean Wara	Tier 1 Bank	Consortiu	10000935	Integral		242235	spot	########	2013-10-0	America/N	0.85521	NZD	CAD	Sell	85,521		########	37.77
Sean Wara	Tier 1 Bank	Consortiu	10000935	Integral		249930	spot	########	2013-10-0	America/N	93.786	CAD	JPY	Buy	9,378,600		########	252.34
Sean Wara	Tier 1 Bank	Consortiu	10000935	Integral		249881	spot	########	2013-10-0	America/N	0.90387	USD	CHF	Sell	90,387		########	54.24
Sean Wara	Tier 1 Bank	Consortiu	10000935	Integral		249882	spot	########	2013-10-0	America/N	0.90403	USD	CHF	Buy	90,403		########	51.96
Sean Wara	Tier 1 Bank	Consortiu	10000935	Integral		269637	spot	########	2013-10-1	America/N	0.9127	USD	CHF	Sell	91270		########	87.73
Sean Wara	Tier 1 Bank	Consortiu	10000935	Integral		256881	spot	########	2013-10-0	America/N	93.806	CAD	JPY	Buy	9380600		########	82.87
Sean Wara	Tier 1 Bank	Consortiu	10000935	Integral		270461	spot	########	2013-10-1	America/N	1.4055	EUR	CAD	Sell	140550		########	60.55
Sean Wara	Tier 1 Bank	Consortiu	10000935	Integral		270421	spot	########	2013-10-1	America/N	0.85812	NZD	CAD	Sell	85812		########	89.38
Sean Wara	Tier 1 Bank	Consortiu	10000935	Integral		270486	spot	########	2013-10-1	America/N	0.91178	USD	CHF	Sell	91178		########	16.45
Sean Wara	Tier 1 Bank	Consortiu	10000935	Integral		269650	spot	########	2013-10-1	America/N	97.764	USD	JPY	Buy	9776400		########	361.81
Sean Wara	Tier 1 Bank	Consortiu	10000935	Integral		269681	spot	########	2013-10-1	America/N	0.82512	NZD	USD	Buy	82512		########	7
Sean Wara	Tier 1 Bank	Consortiu	10000935	Integral		273160	spot	########	2013-10-1	America/N	1.40499	EUR	CAD	Sell	140499		########	97.3
Sean Wara	Tier 1 Bank	Consortiu	10000935	Integral		274749	spot	########	2013-10-1	America/N	1.68729	GBP	AUD	Buy	168729		########	167.28
Sean Wara	Tier 1 Bank	Consortiu	10000935	Integral		269652	spot	########	2013-10-1	America/N	97.752	USD	JPY	Sell	9775200		########	-366.93
Sean Wara	Tier 1 Bank	Consortiu	10000935	Integral		273481	spot	########	2013-10-1	America/N	98.166	USD	JPY	Buy	9816600		########	234.76
Sean Wara	Tier 1 Bank	Consortiu	10000935	Integral		277898	spot	########	2013-10-1	America/N	1.68633	GBP	AUD	Sell	168633		########	-36.95
Sean Wara	Tier 1 Bank	Consortiu	10000935	Integral		277918	spot	########	2013-10-1	America/N	1.6868	GBP	AUD	Buy	168680		########	145.65
Sean Wara	Tier 1 Bank	Consortiu	10000935	Integral		242251	spot	########	2013-10-0	America/N	0.8776	CAD	CHF	Buy	87760		########	118.34
Sean Wara	Tier 1 Bank	Consortiu	10000935	Integral		282571	spot	########	2013-10-1	America/N	1.68459	GBP	AUD	Buy	168459		########	740.37
Sean Wara	Tier 1 Bank	Consortiu	10000935	Integral		293174	spot	########	2013-10-1	America/N	1.67569	GBP	AUD	Buy	167569		########	294.22
Sean Wara	Tier 1 Bank	Consortiu	10000935	Integral		291280	spot	########	2013-10-1	America/N	0.83728	NZD	USD	Sell	83728		########	6
Sean Wara	Tier 1 Bank	Consortiu	10000935	Integral		293998	spot	########	2013-10-1	America/N	1.67789	GBP	AUD	Buy	335578		########	83.75
Sean Wara	Tier 1 Bank	Consortiu	10000935	Integral		302097	spot	########	2013-10-1	America/N	82.512	NZD	JPY	Sell	16502400		########	785.99
Sean Wara	Tier 1 Bank	Consortiu	10000935	Integral		313768	spot	########	2013-10-1	America/N	1.66949	GBP	AUD	Buy	333898		########	257.66
Sean Wara	Tier 1 Bank	Consortiu	10000935	Integral		291304	spot	########	2013-10-1	America/N	1.68398	GBP	AUD	Buy	168398		########	-760.73
Sean Wara	Tier 1 Bank	Consortiu	10000935	Integral		316197	spot	########	2013-10-1	America/N	1.67366	GBP	AUD	Buy	334732		########	436.61
Sean Wara	Tier 1 Bank	Consortiu	10000935	Integral		270435	spot	########	2013-10-1	America/N	1.69348	GBP	AUD	Buy	169348		########	-1750.33

Sean Wara Tier 1 Bank Consortiu	10000935	Integral	316719	spot	########	2013-10-1	America/N	0.84336	NZD	USD	Sell	168672	########	50
Sean Wara Tier 1 Bank Consortiu	10000935	Integral	316199	spot	########	2013-10-1	America/N	1.67373	GBP	AUD	Sell	334746	########	-483.29
Sean Wara Tier 1 Bank Consortiu	10000935	Integral	323352	spot	########	2013-10-1	America/N	0.87498	NZD	CAD	Sell	174996	########	388.51
Sean Wara Tier 1 Bank Consortiu	10000935	Integral	315308	spot	########	2013-10-1	America/N	83.219	NZD	JPY	Sell	16643800	########	720.57
Sean Wara Tier 1 Bank Consortiu	10000935	Integral	324509	spot	########	2013-10-1	America/N	83.374	NZD	JPY	Buy	16674800	########	-1065.58
Sean Wara Tier 1 Bank Consortiu	10000935	Integral	324510	spot	########	2013-10-1	America/N	83.355	NZD	JPY	Sell	16671000	########	971.55
Sean Wara Tier 1 Bank Consortiu	10000935	Integral	323331	spot	########	2013-10-1	America/N	0.84892	NZD	USD	Sell	169784	########	582
Sean Wara Tier 1 Bank Consortiu	10000935	Integral	333978	spot	########	2013-10-1	America/N	0.84973	NZD	USD	Sell	169946	########	600
Sean Wara Tier 1 Bank Consortiu	10000935	Integral	333982	spot	########	2013-10-1	America/N	0.84994	NZD	USD	Buy	169988	########	-688
Sean Wara Tier 1 Bank Consortiu	10000935	Integral	333983	spot	########	2013-10-1	America/N	0.84974	NZD	USD	Sell	169948	########	610
Sean Wara Tier 1 Bank Consortiu	10000935	Integral	324505	spot	########	2013-10-1	America/N	0.85213	NZD	USD	Sell	170246	########	1100
Sean Wara Tier 1 Bank Consortiu	10000935	Integral	325506	spot	########	2013-10-1	America/N	0.85074	NZD	USD	Buy	85074	########	-426
Sean Wara Tier 1 Bank Consortiu	10000935	Integral	325505	spot	########	2013-10-1	America/N	0.85054	NZD	USD	Sell	85054	########	386
Sean Wara Tier 1 Bank Consortiu	10000935	Integral	324504	spot	########	2013-10-1	America/N	0.8523	NZD	USD	Buy	170460	########	-1168
Sean Wara Tier 1 Bank Consortiu	10000935	Integral	342040	spot	########	2013-10-2	America/N	0.84738	NZD	USD	Buy	169476	########	780
Sean Wara Tier 1 Bank Consortiu	10000935	Integral	355170	spot	########	2013-10-2	America/N	0.87567	NZD	CAD	Sell	175134	########	334.36
Sean Wara Tier 1 Bank Consortiu	10000935	Integral	355171	spot	########	2013-10-2	America/N	0.87632	NZD	CAD	Buy	175264	########	-495.77
Sean Wara Tier 1 Bank Consortiu	10000935	Integral	355172	spot	########	2013-10-2	America/N	0.87565	NZD	CAD	Sell	175130	########	326.58
Sean Wara Tier 1 Bank Consortiu	10000935	Integral	354004	spot	########	2013-10-2	America/N	0.85165	NZD	USD	Sell	170330	########	770
Sean Wara Tier 1 Bank Consortiu	10000935	Integral	354007	spot	########	2013-10-2	America/N	0.85174	NZD	USD	Buy	170348	########	-828
Sean Wara Tier 1 Bank Consortiu	10000935	Integral	354008	spot	########	2013-10-2	America/N	0.85155	NZD	USD	Sell	170310	########	744
Sean Wara Tier 1 Bank Consortiu	10000935	Integral	355739	spot	########	2013-10-2	America/N	0.85151	NZD	USD	Buy	170302	########	-1000
Sean Wara Tier 1 Bank Consortiu	10000935	Integral	353762	spot	########	2013-10-2	America/N	0.85132	NZD	USD	Sell	170264	########	936
Sean Wara Tier 1 Bank Consortiu	10000935	Integral	342043	spot	########	2013-10-2	America/N	0.84706	NZD	USD	Sell	169412	########	84
Sean Wara Tier 1 Bank Consortiu	10000935	Integral	303714	spot	########	2013-10-1	America/N	0.86868	NZD	CAD	Sell	173736	########	-394.63
Sean Wara Tier 1 Bank Consortiu	10000935	Integral	324498	spot	########	2013-10-1	America/N	0.87738	NZD	CAD	Buy	175476	########	-1349.29
Sean Wara Tier 1 Bank Consortiu	10000935	Integral	324499	spot	########	2013-10-1	America/N	0.87697	NZD	CAD	Sell	175394	########	1213.04
Sean Wara Tier 1 Bank Consortiu	10000935	Integral	357646	spot	########	2013-10-2	America/N	0.84611	NZD	USD	Sell	169222	########	714
Sean Wara Tier 1 Bank Consortiu	10000935	Integral	357649	spot	########	2013-10-2	America/N	0.84628	NZD	USD	Buy	169256	########	-776
Sean Wara Tier 1 Bank Consortiu	10000935	Integral	357652	spot	########	2013-10-2	America/N	0.84608	NZD	USD	Sell	169216	########	746
Sean Wara Tier 1 Bank Consortiu	10000935	Integral	304539	spot	########	2013-10-1	America/N	0.84049	NZD	USD	Sell	168098	########	326
Sean Wara Tier 1 Bank Consortiu	10000935	Integral	358352	spot	########	2013-10-2	America/N	0.84315	NZD	USD	Sell	168630	########	916
Sean Wara Tier 1 Bank Consortiu	10000935	Integral	358353	spot	########	2013-10-2	America/N	0.84341	NZD	USD	Buy	168682	########	-1002
Sean Wara Tier 1 Bank Consortiu	10000935	Integral	358293	spot	########	2013-10-2	America/N	1.671745	GBP	CAD	Sell	334349	########	758.38
Sean Wara Tier 1 Bank Consortiu	10000935	Integral	358295	spot	########	2013-10-2	America/N	1.6719	GBP	CAD	Buy	334380	########	-831.13
Sean Wara Tier 1 Bank Consortiu	10000935	Integral	358297	spot	########	2013-10-2	America/N	1.671655	GBP	CAD	Sell	334331	########	727.38
Sean Wara Tier 1 Bank Consortiu	10000935	Integral	358270	spot	########	2013-10-2	America/N	0.86887	CAD	CHF	Sell	173774	########	700.3
Sean Wara Tier 1 Bank Consortiu	10000935	Integral	358284	spot	########	2013-10-2	America/N	1.4185	EUR	CAD	Buy	283700	########	540.38
Sean Wara Tier 1 Bank Consortiu	10000935	Integral	365031	spot	########	2013-10-2	America/N	0.86549	CAD	CHF	Sell	173098	########	1607.51
Sean Wara Tier 1 Bank Consortiu	10000935	Integral	365147	spot	########	2013-10-2	America/N	1.42144	EUR	CAD	Buy	284288	########	1963.79
Sean Wara Tier 1 Bank Consortiu	10000935	Integral	358210	spot	########	2013-10-2	America/N	97.378	USD	JPY	Buy	19475600	########	233.87
Sean Wara Tier 1 Bank Consortiu	10000935	Integral	358212	spot	########	2013-10-2	America/N	97.359	USD	JPY	Sell	19471800	########	-297.42
Sean Wara Tier 1 Bank Consortiu	10000935	Integral	358213	spot	########	2013-10-2	America/N	97.372	USD	JPY	Buy	19474400	########	244.13
Sean Wara Tier 1 Bank Consortiu	10000935	Integral	358277	spot	########	2013-10-2	America/N	1.4183	EUR	CAD	Sell	283660	########	-3401.59
Sean Wara Tier 1 Bank Consortiu	10000935	Integral	358289	spot	########	2013-10-2	America/N	1.41834	EUR	CAD	Sell	283668	########	-3536.11
Sean Wara Tier 1 Bank Consortiu	10000935	Integral	365148	spot	########	2013-10-2	America/N	1.42124	EUR	CAD	Sell	284248	########	-3117.16
Sean Wara Tier 1 Bank Consortiu	10000935	Integral	370702	spot	########	2013-10-2	America/N	1.43064	EUR	CAD	Buy	286128	########	994.41
Sean Wara Tier 1 Bank Consortiu	10000935	Integral	367255	spot	########	2013-10-2	America/N	1.43182	EUR	CAD	Buy	286364	########	726.96
Sean Wara Tier 1 Bank Consortiu	10000935	Integral	358271	spot	########	2013-10-2	America/N	0.86925	CAD	CHF	Buy	173850	########	-2823.83
Sean Wara Tier 1 Bank Consortiu	10000935	Integral	358260	spot	########	2013-10-2	America/N	0.86924	CAD	CHF	Buy	173848	########	-2913.84
Sean Wara Tier 1 Bank Consortiu	10000935	Integral	365035	spot	########	2013-10-2	America/N	0.86573	CAD	CHF	Buy	173146	########	-2282.27
Sean Wara Tier 1 Bank Consortiu	10000935	Integral	370703	spot	########	2013-10-2	America/N	1.43041	EUR	CAD	Sell	286082	########	-1402.34
Sean Wara Tier 1 Bank Consortiu	10000935	Integral	367256	spot	########	2013-10-2	America/N	1.4316	EUR	CAD	Sell	286320	########	-1217.85

Sean Wara Tier 1 Bank Consortiu	10000935	Integral	367181	spot	########	2013-10-2	America/N	0.85806	CAD	CHF	Sell	171612	########	488.56
Sean Wara Tier 1 Bank Consortiu	10000935	Integral	367180	spot	########	2013-10-2	America/N	0.85829	CAD	CHF	Buy	171658	########	-571.52
Sean Wara Tier 1 Bank Consortiu	10000935	Integral	370699	spot	########	2013-10-2	America/N	1.4306	EUR	CAD	Buy	143060	########	741.48
Sean Wara Tier 1 Bank Consortiu	10000935	Integral	370700	spot	########	2013-10-2	America/N	1.43037	EUR	CAD	Sell	143037	########	-775.92
Sean Wara Tier 1 Bank Consortiu	10000935	Integral	370705	spot	########	2013-10-2	America/N	0.85947	CAD	CHF	Sell	171894	########	746.16
Sean Wara Tier 1 Bank Consortiu	10000935	Integral	370704	spot	########	2013-10-2	America/N	0.8598	CAD	CHF	Buy	171960	########	-871.76
Sean Wara Tier 1 Bank Consortiu	10000935	Integral	376416	spot	########	2013-10-2	America/N	1.43585	EUR	CAD	Buy	287170	########	500.76
Sean Wara Tier 1 Bank Consortiu	10000935	Integral	376420	spot	########	2013-10-2	America/N	1.4355	EUR	CAD	Sell	287100	########	-606.21
Sean Wara Tier 1 Bank Consortiu	10000935	Integral	370462	spot	########	2013-10-2	America/N	1.43593	EUR	CAD	Buy	287186	########	470.07
Sean Wara Tier 1 Bank Consortiu	10000935	Integral	376403	spot	########	2013-10-2	America/N	1.43571	EUR	CAD	Sell	287142	########	-1538.54
Sean Wara Tier 1 Bank Consortiu	10000935	Integral	379804	spot	########	2013-10-2	America/N	1.43862	EUR	CAD	Buy	287724	########	631.87
Sean Wara Tier 1 Bank Consortiu	10000935	Integral	379805	spot	########	2013-10-2	America/N	1.43842	EUR	CAD	Sell	287684	########	-702.62
Sean Wara Tier 1 Bank Consortiu	10000935	Integral	275758	spot	########	2013-10-1	America/N	0.82811	NZD	USD	Sell	82811	########	-7
Sean Wara Tier 1 Bank Consortiu	10000935	Integral	368435	spot	########	2013-10-2	America/N	0.83863	NZD	USD	Sell	83863	########	1045
Sean Wara Tier 1 Bank Consortiu	10000935	Integral	368434	spot	########	2013-10-2	America/N	0.83888	NZD	USD	Buy	83888	########	-1090
Sean Wara Tier 1 Bank Consortiu	10000935	Integral	494321	spot	########	2013-11-0	America/N	82.526	NZD	JPY	Buy	24757800	########	607.85
Sean Wara Tier 1 Bank Consortiu	10000935	Integral	493322	spot	########	2013-11-0	America/N	0.99325	AUD	CAD	Sell	99325	########	541.2
Sean Wara Tier 1 Bank Consortiu	10000935	Integral	493323	spot	########	2013-11-0	America/N	0.99348	AUD	CAD	Buy	99348	########	-587.35
Sean Wara Tier 1 Bank Consortiu	10000935	Integral	493324	spot	########	2013-11-0	America/N	0.99325	AUD	CAD	Sell	99325	########	541.18
Sean Wara Tier 1 Bank Consortiu	10000935	Integral	494322	spot	########	2013-11-0	America/N	82.507	NZD	JPY	Sell	24752100	########	349.81
Sean Wara Tier 1 Bank Consortiu	10000935	Integral	505343	spot	########	2013-11-0	America/N	82.741	NZD	JPY	Buy	8274100	########	-374.19
Sean Wara Tier 1 Bank Consortiu	10000935	Integral	505344	spot	########	2013-11-0	America/N	82.706	NZD	JPY	Sell	8270600	########	319.39
Sean Wara Tier 1 Bank Consortiu	10000935	Integral	494319	spot	########	2013-11-0	America/N	82.5	NZD	JPY	Sell	8250000	########	110.52
Sean Wara Tier 1 Bank Consortiu	10000935	Integral	465337	spot	########	2013-11-0	America/N	0.87557	CAD	CHF	Buy	262671	########	2363.15
Sean Wara Tier 1 Bank Consortiu	10000935	Integral	465338	spot	########	2013-11-0	America/N	0.87524	CAD	CHF	Sell	262572	########	-2538.92
Sean Wara Tier 1 Bank Consortiu	10000935	Integral	465340	spot	########	2013-11-0	America/N	0.8756	CAD	CHF	Buy	262680	########	2327.52
Sean Wara Tier 1 Bank Consortiu	10000935	Integral	508032	spot	########	2013-11-0	America/N	1.46563	GBP	CHF	Buy	293126	########	2665.21
Sean Wara Tier 1 Bank Consortiu	10000935	Integral	513846	spot	########	2013-11-0	America/N	1.47757	GBP	CHF	Sell	443271	########	1065.63
Sean Wara Tier 1 Bank Consortiu	10000935	Integral	514407	spot	########	2013-11-0	America/N	1.48096	GBP	CHF	Buy	444288	########	-2265.21
Sean Wara Tier 1 Bank Consortiu	10000935	Integral	514429	spot	########	2013-11-0	America/N	1.48055	GBP	CHF	Sell	444165	########	2053.19
Sean Wara Tier 1 Bank Consortiu	10000935	Integral	508021	spot	########	2013-11-0	America/N	0.87106	NZD	CAD	Sell	261318	########	312.8
Sean Wara Tier 1 Bank Consortiu	10000935	Integral	508022	spot	########	2013-11-0	America/N	0.87137	NZD	CAD	Buy	174274	########	-348.25
Sean Wara Tier 1 Bank Consortiu	10000935	Integral	508023	spot	########	2013-11-0	America/N	0.87105	NZD	CAD	Sell	174210	########	206.62
Sean Wara Tier 1 Bank Consortiu	10000935	Integral	493283	spot	########	2013-11-0	America/N	1.13609	AUD	NZD	Buy	340827	########	293.73
Sean Wara Tier 1 Bank Consortiu	10000935	Integral	493284	spot	########	2013-11-0	America/N	1.13582	AUD	NZD	Sell	340746	########	-417.24
Sean Wara Tier 1 Bank Consortiu	10000935	Integral	493285	spot	########	2013-11-0	America/N	1.13613	AUD	NZD	Buy	340839	########	296.2
Sean Wara Tier 1 Bank Consortiu	10000935	Integral	508012	spot	########	2013-11-0	America/N	1.04224	USD	CAD	Buy	104224	########	645.37
Sean Wara Tier 1 Bank Consortiu	10000935	Integral	537583	spot	########	2013-11-0	America/N	1.04899	USD	CAD	Sell	314697	########	593.17
Sean Wara Tier 1 Bank Consortiu	10000935	Integral	537626	spot	########	2013-11-0	America/N	1.04924	USD	CAD	Buy	209848	########	-464.27
Sean Wara Tier 1 Bank Consortiu	10000935	Integral	537630	spot	########	2013-11-0	America/N	1.04907	USD	CAD	Sell	209814	########	399.24
Sean Wara Tier 1 Bank Consortiu	10000935	Integral	508031	spot	########	2013-11-0	America/N	1.46539	GBP	CHF	Sell	439617	########	1592.4
Sean Wara Tier 1 Bank Consortiu	10000935	Integral	508033	spot	########	2013-11-0	America/N	1.46539	GBP	CHF	Sell	293078	########	1022.44
Sean Wara Tier 1 Bank Consortiu	10000935	Integral	513812	spot	########	2013-11-0	America/N	1.47776	GBP	CHF	Buy	295552	########	-3790.46
Sean Wara Tier 1 Bank Consortiu	10000935	Integral	513813	spot	########	2013-11-0	America/N	1.47749	GBP	CHF	Sell	295498	########	3698.59
Sean Wara Tier 1 Bank Consortiu	10000935	Integral	553433	spot	########	2013-11-1	America/N	1.04828	USD	CAD	Sell	314484	########	892.68
Sean Wara Tier 1 Bank Consortiu	10000935	Integral	553437	spot	########	2013-11-1	America/N	1.04845	USD	CAD	Buy	104845	########	-330.14
Sean Wara Tier 1 Bank Consortiu	10000935	Integral	553439	spot	########	2013-11-1	America/N	1.04828	USD	CAD	Sell	104828	########	290.84
Sean Wara Tier 1 Bank Consortiu	10000935	Integral	552321	spot	########	2013-11-1	America/N	1.13354	AUD	NZD	Sell	113354	########	445.45
Sean Wara Tier 1 Bank Consortiu	10000935	Integral	562181	spot	########	2013-11-1	America/N	108.428	CHF	JPY	Buy	10842800	########	497.73
Sean Wara Tier 1 Bank Consortiu	10000935	Integral	594887	spot	########	2013-11-1	America/N	108.961	CHF	JPY	Buy	10896100	########	634.95
Sean Wara Tier 1 Bank Consortiu	10000935	Integral	594774	spot	########	2013-11-1	America/N	1.12794	AUD	NZD	Sell	112794	########	434.99
Sean Wara Tier 1 Bank Consortiu	10000935	Integral	508010	spot	########	2013-11-0	America/N	1.04207	USD	CAD	Sell	312621	########	40.31
Sean Wara Tier 1 Bank Consortiu	10000935	Integral	508014	spot	########	2013-11-0	America/N	1.04207	USD	CAD	Sell	104207	########	15.36

Sean Wara Tier 1 Bank Consortiu	10000935	Integral	591504	spot	########	2013-11-1	America/N	1.04551	USD	CAD	Buy	104551	########	-356.11
Sean Wara Tier 1 Bank Consortiu	10000935	Integral	591505	spot	########	2013-11-1	America/N	1.04537	USD	CAD	Sell	104537	########	319.57
Sean Wara Tier 1 Bank Consortiu	10000935	Integral	625190	spot	########	2013-11-1	America/N	1.12265	AUD	NZD	Buy	224530	########	754.26
Sean Wara Tier 1 Bank Consortiu	10000935	Integral	594775	spot	########	2013-11-1	America/N	1.12822	AUD	NZD	Buy	112822	########	101.63
Sean Wara Tier 1 Bank Consortiu	10000935	Integral	652499	spot	########	2013-11-2	America/N	109.914	CHF	JPY	Sell	32974200	########	522.17
Sean Wara Tier 1 Bank Consortiu	10000935	Integral	621449	spot	########	2013-11-1	America/N	109.597	CHF	JPY	Sell	32879100	########	1003.07
Sean Wara Tier 1 Bank Consortiu	10000935	Integral	625188	spot	########	2013-11-1	America/N	1.12255	AUD	NZD	Sell	112255	########	-600.93
Sean Wara Tier 1 Bank Consortiu	10000935	Integral	625189	spot	########	2013-11-1	America/N	1.12273	AUD	NZD	Buy	112273	########	566.8
Sean Wara Tier 1 Bank Consortiu	10000935	Integral	632220	spot	########	2013-11-1	America/N	109.727	CHF	JPY	Buy	10972700	########	572.94
Sean Wara Tier 1 Bank Consortiu	10000935	Integral	621458	spot	########	2013-11-1	America/N	109.602	CHF	JPY	Buy	10960200	########	1072.62
Sean Wara Tier 1 Bank Consortiu	10000935	Integral	669676	spot	########	2013-11-2	America/N	1.12948	AUD	NZD	Sell	112948	########	863.57
Sean Wara Tier 1 Bank Consortiu	10000935	Integral	697634	spot	########	2013-11-2	America/N	1.11918	AUD	NZD	Buy	335754	########	1506.23
Sean Wara Tier 1 Bank Consortiu	10000935	Integral	694941	spot	########	2013-11-2	America/N	1.12234	AUD	NZD	Buy	336702	########	735
Sean Wara Tier 1 Bank Consortiu	10000935	Integral	705846	spot	########	2013-11-2	America/N	111.602	CHF	JPY	Sell	55801000	########	113.52
Sean Wara Tier 1 Bank Consortiu	10000935	Integral	705948	spot	########	2013-11-2	America/N	111.577	CHF	JPY	Sell	55788500	########	-399.78
Sean Wara Tier 1 Bank Consortiu	10000935	Integral	695002	spot	########	2013-11-2	America/N	110.72	CHF	JPY	Buy	11072000	########	1001.81
Sean Wara Tier 1 Bank Consortiu	10000935	Integral	707270	spot	########	2013-11-2	America/N	111.681	CHF	JPY	Buy	22336200	########	-108.17
Sean Wara Tier 1 Bank Consortiu	10000935	Integral	707271	spot	########	2013-11-2	America/N	111.568	CHF	JPY	Sell	22313600	########	165.42
Sean Wara Tier 1 Bank Consortiu	10000935	Integral	705377	spot	########	2013-11-2	America/N	111.672	CHF	JPY	Buy	33501600	########	-343.03
Sean Wara Tier 1 Bank Consortiu	10000935	Integral	562172	spot	########	2013-11-1	America/N	108.39	CHF	JPY	Sell	32517000	########	-11739.9
Sean Wara Tier 1 Bank Consortiu	10000935	Integral	594924	spot	########	2013-11-1	America/N	108.942	CHF	JPY	Sell	32682600	########	-10168.1
Sean Wara Tier 1 Bank Consortiu	10000935	Integral	685442	spot	########	2013-11-2	America/N	110.279	CHF	JPY	Sell	33083700	########	-6324.6
Sean Wara Tier 1 Bank Consortiu	10000935	Integral	689305	spot	########	2013-11-2	America/N	110.348	CHF	JPY	Sell	33104400	########	-6231.21
Sean Wara Tier 1 Bank Consortiu	10000935	Integral	694949	spot	########	2013-11-2	America/N	110.716	CHF	JPY	Sell	33214800	########	-5264.66
Sean Wara Tier 1 Bank Consortiu	10000935	Integral	717220	spot	########	2013-11-2	America/N	111.74	CHF	JPY	Sell	55870000	########	-4123.67
Sean Wara Tier 1 Bank Consortiu	10000935	Integral	752040	spot	########	2013-11-2	America/N	112.436	CHF	JPY	Buy	11243600	########	-30.34
Sean Wara Tier 1 Bank Consortiu	10000935	Integral	717228	spot	########	2013-11-2	America/N	111.757	CHF	JPY	Buy	11175700	########	633.2
Sean Wara Tier 1 Bank Consortiu	10000935	Integral	752265	spot	########	2013-11-2	America/N	112.446	CHF	JPY	Buy	56223000	########	738.67
Sean Wara Tier 1 Bank Consortiu	10000935	Integral	562182	spot	########	2013-11-1	America/N	108.406	CHF	JPY	Sell	10840600	########	-4042.74
Sean Wara Tier 1 Bank Consortiu	10000935	Integral	594889	spot	########	2013-11-1	America/N	108.947	CHF	JPY	Sell	10894700	########	-3512.42
Sean Wara Tier 1 Bank Consortiu	10000935	Integral	621460	spot	########	2013-11-1	America/N	109.584	CHF	JPY	Sell	10958400	########	-3266.51
Sean Wara Tier 1 Bank Consortiu	10000935	Integral	632221	spot	########	2013-11-1	America/N	109.705	CHF	JPY	Sell	10970500	########	-3174.91
Sean Wara Tier 1 Bank Consortiu	10000935	Integral	552320	spot	########	2013-11-1	America/N	1.13393	AUD	NZD	Buy	226786	########	-2879.96
Sean Wara Tier 1 Bank Consortiu	10000935	Integral	752267	spot	########	2013-11-2	America/N	112.427	CHF	JPY	Sell	56213500	########	-2268.93
Sean Wara Tier 1 Bank Consortiu	10000935	Integral	695003	spot	########	2013-11-2	America/N	110.694	CHF	JPY	Sell	11069400	########	-2151.57
Sean Wara Tier 1 Bank Consortiu	10000935	Integral	765931	spot	########	2013-11-2	America/N	1.7973	GBP	AUD	Buy	898650	########	-1872.23
Sean Wara Tier 1 Bank Consortiu	10000935	Integral	752249	spot	########	2013-11-2	America/N	1.11676	AUD	NZD	Sell	558380	########	-1562.05
Sean Wara Tier 1 Bank Consortiu	10000935	Integral	552322	spot	########	2013-11-1	America/N	1.13388	AUD	NZD	Buy	113388	########	-1149.13
Sean Wara Tier 1 Bank Consortiu	10000935	Integral	764878	spot	########	2013-11-2	America/N	0.90889	AUD	USD	Sell	454445	########	-1235
Sean Wara Tier 1 Bank Consortiu	10000935	Integral	669677	spot	########	2013-11-2	America/N	1.12969	AUD	NZD	Buy	112969	########	-808.38
Sean Wara Tier 1 Bank Consortiu	10000935	Integral	717230	spot	########	2013-11-2	America/N	111.726	CHF	JPY	Sell	11172600	########	-1141.31
Sean Wara Tier 1 Bank Consortiu	10000935	Integral	765856	spot	########	2013-11-2	America/N	92.944	AUD	JPY	Sell	46472000	########	-1144.25
Sean Wara Tier 1 Bank Consortiu	10000935	Integral	765963	spot	########	2013-11-2	America/N	0.73538	NZD	CHF	Sell	367690	########	-932.85
Sean Wara Tier 1 Bank Consortiu	10000935	Integral	764859	spot	########	2013-11-2	America/N	0.81222	NZD	USD	Sell	406110	########	-675
Sean Wara Tier 1 Bank Consortiu	10000935	Integral	765153	spot	########	2013-11-2	America/N	0.83169	EUR	GBP	Sell	415845	########	-653.73
Sean Wara Tier 1 Bank Consortiu	10000935	Integral	765035	spot	########	2013-11-2	America/N	0.86017	NZD	CAD	Sell	430085	########	-613.97
Sean Wara Tier 1 Bank Consortiu	10000935	Integral	765976	spot	########	2013-11-2	America/N	1.4961	EUR	AUD	Buy	299220	########	-632.27
Sean Wara Tier 1 Bank Consortiu	10000935	Integral	752072	spot	########	2013-11-2	America/N	112.39	CHF	JPY	Sell	11239000	########	-492.9
Sean Wara Tier 1 Bank Consortiu	10000935	Integral	765882	spot	########	2013-11-2	America/N	96.518	CAD	JPY	Sell	48259000	########	-371.64
Sean Wara Tier 1 Bank Consortiu	10000935	Integral	764825	spot	########	2013-11-2	America/N	102.298	USD	JPY	Buy	51149000	########	-322.8
Sean Wara Tier 1 Bank Consortiu	10000935	Integral	765250	spot	########	2013-11-2	America/N	1.05911	USD	CAD	Buy	529555	########	-321.23
Sean Wara Tier 1 Bank Consortiu	10000935	Integral	765051	spot	########	2013-11-2	America/N	0.90615	USD	CHF	Buy	453075	########	-259.47
Sean Wara Tier 1 Bank Consortiu	10000935	Integral	765204	spot	########	2013-11-2	America/N	139.042	EUR	JPY	Sell	69521000	########	-259.17

Sean Wara Tier 1 Bank Consortiu	10000935	Integral	765309	spot	########	2013-11-2	America/N	167.157	GBP	JPY	Buy	50147100	########	-243.57
Sean Wara Tier 1 Bank Consortiu	10000935	Integral	707499	spot	########	2013-11-2	America/N	1.11992	AUD	NZD	Buy	559960	########	-73.2
Sean Wara Tier 1 Bank Consortiu	10000935	Integral	765817	spot	########	2013-11-2	America/N	1.11945	AUD	NZD	Sell	111945	########	-84.62
Sean Wara Tier 1 Bank Consortiu	10000935	Integral	765820	spot	########	2013-11-2	America/N	1.11938	AUD	NZD	Sell	111938	########	-90.31
Sean Wara Tier 1 Bank Consortiu	10000935	Integral	764544	spot	########	2013-11-2	America/N	112.873	CHF	JPY	Buy	56436500	########	-9.78
Sean Wara Tier 1 Bank Consortiu	10000935	Integral	765826	spot	########	2013-11-2	America/N	112.857	CHF	JPY	Buy	11285700	########	13.69
Sean Wara Tier 1 Bank Consortiu	10000935	Integral	765828	spot	########	2013-11-2	America/N	112.857	CHF	JPY	Buy	11285700	########	13.69
Sean Wara Tier 1 Bank Consortiu	10000935	Integral	765052	spot	########	2013-11-2	America/N	0.90603	USD	CHF	Sell	453015	########	88.31
Sean Wara Tier 1 Bank Consortiu	10000935	Integral	765310	spot	########	2013-11-2	America/N	167.14	GBP	JPY	Sell	50142000	########	114.42
Sean Wara Tier 1 Bank Consortiu	10000935	Integral	764826	spot	########	2013-11-2	America/N	102.284	USD	JPY	Sell	51142000	########	156.48
Sean Wara Tier 1 Bank Consortiu	10000935	Integral	765252	spot	########	2013-11-2	America/N	1.05892	USD	CAD	Sell	529460	########	160.59
Sean Wara Tier 1 Bank Consortiu	10000935	Integral	765880	spot	########	2013-11-2	America/N	96.536	CAD	JPY	Buy	48268000	########	151.61
Sean Wara Tier 1 Bank Consortiu	10000935	Integral	765034	spot	########	2013-11-2	America/N	0.86051	NZD	CAD	Buy	430255	########	170.06
Sean Wara Tier 1 Bank Consortiu	10000935	Integral	765189	spot	########	2013-11-2	America/N	139.035	EUR	JPY	Buy	69517500	########	171.18
Sean Wara Tier 1 Bank Consortiu	10000935	Integral	764863	spot	########	2013-11-2	America/N	0.81239	NZD	USD	Buy	406195	########	445
Sean Wara Tier 1 Bank Consortiu	10000935	Integral	765155	spot	########	2013-11-2	America/N	0.83184	EUR	GBP	Buy	415920	########	400.36
Sean Wara Tier 1 Bank Consortiu	10000935	Integral	752071	spot	########	2013-11-2	America/N	112.406	CHF	JPY	Buy	11240600	########	450.93
Sean Wara Tier 1 Bank Consortiu	10000935	Integral	765964	spot	########	2013-11-2	America/N	0.73562	NZD	CHF	Buy	367810	########	502.38
Sean Wara Tier 1 Bank Consortiu	10000935	Integral	765975	spot	########	2013-11-2	America/N	1.49591	EUR	AUD	Sell	299182	########	510.34
Sean Wara Tier 1 Bank Consortiu	10000935	Integral	752251	spot	########	2013-11-2	America/N	1.11705	AUD	NZD	Buy	558525	########	1081.62
Sean Wara Tier 1 Bank Consortiu	10000935	Integral	764880	spot	########	2013-11-2	America/N	0.90909	AUD	USD	Buy	454545	########	985
Sean Wara Tier 1 Bank Consortiu	10000935	Integral	765859	spot	########	2013-11-2	America/N	92.96	AUD	JPY	Buy	46480000	########	904.79
Sean Wara Tier 1 Bank Consortiu	10000935	Integral	765932	spot	########	2013-11-2	America/N	1.79708	GBP	AUD	Sell	898540	########	1508.25
Sean Wara Tier 1 Bank Consortiu	10000935	Integral	834996	spot	########	2013-11-2	America/N	167.259	GBP	JPY	Sell	50177700	########	1164.21
Sean Wara Tier 1 Bank Consortiu	10000935	Integral	850235	spot	########	2013-11-2	America/N	1.81426	GBP	AUD	Buy	907130	########	405.24
Sean Wara Tier 1 Bank Consortiu	10000935	Integral	834674	spot	########	2013-11-2	America/N	0.90195	USD	CHF	Sell	270585	########	1017.91
Sean Wara Tier 1 Bank Consortiu	10000935	Integral	836592	spot	########	2013-12-0	America/N	139.113	EUR	JPY	Buy	41733900	########	1147.86
Sean Wara Tier 1 Bank Consortiu	10000935	Integral	850068	spot	########	2013-12-0	America/N	1.81211	GBP	AUD	Sell	906055	########	2254.41
Sean Wara Tier 1 Bank Consortiu	10000935	Integral	845862	spot	########	2013-12-0	America/N	166.841	GBP	JPY	Sell	50052300	########	2039.73
Sean Wara Tier 1 Bank Consortiu	10000935	Integral	854532	spot	########	2013-12-0	America/N	1.80685	GBP	AUD	Sell	903425	########	2189.35
Sean Wara Tier 1 Bank Consortiu	10000935	Integral	835082	spot	########	2013-12-0	America/N	167.384	GBP	JPY	Sell	16738400	########	1198.26
Sean Wara Tier 1 Bank Consortiu	10000935	Integral	846046	spot	########	2013-12-0	America/N	0.8192	NZD	USD	Sell	245760	########	-759
Sean Wara Tier 1 Bank Consortiu	10000935	Integral	846048	spot	########	2013-12-0	America/N	0.81939	NZD	USD	Buy	245817	########	615
Sean Wara Tier 1 Bank Consortiu	10000935	Integral	856276	spot	########	2013-12-0	America/N	0.8429	CAD	CHF	Sell	421450	########	641.6
Sean Wara Tier 1 Bank Consortiu	10000935	Integral	834771	spot	########	2013-12-0	America/N	0.90241	AUD	USD	Sell	180482	########	-812
Sean Wara Tier 1 Bank Consortiu	10000935	Integral	834773	spot	########	2013-12-0	America/N	0.90258	AUD	USD	Buy	180516	########	742
Sean Wara Tier 1 Bank Consortiu	10000935	Integral	853870	spot	########	2013-12-0	America/N	0.89876	USD	CHF	Sell	269628	########	712.67
Sean Wara Tier 1 Bank Consortiu	10000935	Integral	835072	spot	########	2013-12-0	America/N	138.885	EUR	JPY	Buy	13888500	########	273.97
Sean Wara Tier 1 Bank Consortiu	10000935	Integral	835074	spot	########	2013-12-0	America/N	138.871	EUR	JPY	Sell	13887100	########	-303.39
Sean Wara Tier 1 Bank Consortiu	10000935	Integral	848510	spot	########	2013-12-0	America/N	1.10264	AUD	NZD	Sell	330792	########	-511.24
Sean Wara Tier 1 Bank Consortiu	10000935	Integral	848512	spot	########	2013-12-0	America/N	1.10281	AUD	NZD	Buy	330843	########	380.89
Sean Wara Tier 1 Bank Consortiu	10000935	Integral	860522	spot	########	2013-12-0	America/N	8.41192	EUR	NOK	Sell	841192	########	-115
Sean Wara Tier 1 Bank Consortiu	10000935	Integral	860521	spot	########	2013-12-0	America/N	8.41755	EUR	NOK	Buy	841755	########	-90.91
Sean Wara Tier 1 Bank Consortiu	10000935	Integral	866498	spot	########	2013-12-0	America/N	114.618	CHF	JPY	Buy	57309000	########	145.81
Sean Wara Tier 1 Bank Consortiu	10000935	Integral	866972	spot	########	2013-12-0	America/N	114.583	CHF	JPY	Buy	91666400	########	77.81
Sean Wara Tier 1 Bank Consortiu	10000935	Integral	866559	spot	########	2013-12-0	America/N	114.613	CHF	JPY	Sell	57306500	########	77.84
Sean Wara Tier 1 Bank Consortiu	10000935	Integral	860647	spot	########	2013-12-0	America/N	113.861	CHF	JPY	Buy	11386100	########	697.9
Sean Wara Tier 1 Bank Consortiu	10000935	Integral	834745	spot	########	2013-12-0	America/N	102.008	USD	JPY	Buy	30602400	########	2015.62
Sean Wara Tier 1 Bank Consortiu	10000935	Integral	854219	spot	########	2013-12-0	America/N	139.519	EUR	JPY	Buy	41855700	########	2152.16
Sean Wara Tier 1 Bank Consortiu	10000935	Integral	866710	spot	########	2013-12-0	America/N	114.644	CHF	JPY	Buy	57322000	########	253.29
Sean Wara Tier 1 Bank Consortiu	10000935	Integral	869254	spot	########	2013-12-0	America/N	114.811	CHF	JPY	Buy	91848800	########	272.23
Sean Wara Tier 1 Bank Consortiu	10000935	Integral	869256	spot	########	2013-12-0	America/N	114.805	CHF	JPY	Buy	57402500	########	204.15
Sean Wara Tier 1 Bank Consortiu	10000935	Integral	867952	spot	########	2013-12-0	America/N	140.272	EUR	JPY	Buy	42081600	########	998.09

Sean Wara Tier 1 Bank Consortiu	10000935	Integral	871214	spot	########	2013-12-0	America/N	115.031	CHF	JPY	Buy	92024800	########	342.58
Sean Wara Tier 1 Bank Consortiu	10000935	Integral	871232	spot	2013.12.0	2013.12.0	America/N	115.099	CHF	JPY	Buy	92079200	2013.12.0	132.24
Sean Wara Tier 1 Bank Consortiu	10000935	Integral	871517	spot	2013.12.0	2013.12.0	America/N	115.131	CHF	JPY	Buy	92104800	2013.12.0	1174.16
Sean Wara Tier 1 Bank Consortiu	10000935	Integral	871778	spot	2013.12.0	2013.12.0	America/N	115.072	CHF	JPY	Buy	92057600	2013.12.0	1570.75
Sean Wara Tier 1 Bank Consortiu	10000935	Integral	871779	spot	2013.12.0	2013.12.0	America/N	115.088	CHF	JPY	Buy	57543000	2013.12.0	1345.24
Sean Wara Tier 1 Bank Consortiu	10000935	Integral	871781	spot	2013.12.0	2013.12.0	America/N	115.086	CHF	JPY	Buy	57543000	2013.12.0	894.24
Sean Wara Tier 1 Bank Consortiu	10000935	Integral	836609	spot	2013.12.0	2013.12.0	America/N	167.694	GBP	JPY	Buy	92070400	2013.12.0	1375.91
Sean Wara Tier 1 Bank Consortiu	10000935	Integral	835081	spot	2013.12.0	2013.12.0	America/N	167.404	GBP	JPY	Buy	16740400	2013.12.0	758.79
Sean Wara Tier 1 Bank Consortiu	10000935	Integral	869638	spot	2013.12.0	2013.12.0	America/N	140.602	EUR	JPY	Buy	42180600	2013.12.0	935.75
Sean Wara Tier 1 Bank Consortiu	10000935	Integral	855124	spot	2013.12.0	2013.12.0	America/N	1.8016	GBP	AUD	Sell	900800	2013.12.0	2064.29
Sean Wara Tier 1 Bank Consortiu	10000935	Integral	867161	spot	2013.12.0	2013.12.0	America/N	102.715	USD	JPY	Buy	30814500	2013.12.0	609.19
Sean Wara Tier 1 Bank Consortiu	10000935	Integral	858299	spot	2013.12.0	2013.12.0	America/N	0.89644	USD	CHF	Sell	268932	2013.12.0	1138.79
Sean Wara Tier 1 Bank Consortiu	10000935	Integral	857015	spot	2013.12.0	2013.12.0	America/N	0.84152	CAD	CHF	Sell	268932	2013.12.0	1808.25
Sean Wara Tier 1 Bank Consortiu	10000935	Integral	872445	spot	2013.12.0	2013.12.0	America/N	8.43342	EUR	NOK	Buy	420760	2013.12.0	-1118.62
Sean Wara Tier 1 Bank Consortiu	10000935	Integral	872411	spot	2013.12.0	2013.12.0	America/N	10.34315	USD	ZAR	Buy	5171575	2013.12.0	11.6
Sean Wara Tier 1 Bank Consortiu	10000935	Integral	872375	spot	2013.12.0	2013.12.0	America/N	0.89289	USD	CHF	Sell	267867	2013.12.0	26.88
Sean Wara Tier 1 Bank Consortiu	10000935	Integral	872315	spot	2013.12.0	2013.12.0	America/N	115.296	CHF	JPY	Buy	92236800	2013.12.0	931.65
Sean Wara Tier 1 Bank Consortiu	10000935	Integral	872323	spot	2013.12.0	2013.12.0	America/N	115.28	CHF	JPY	Buy	92224000	2013.12.0	1017.04
Sean Wara Tier 1 Bank Consortiu	10000935	Integral	872325	spot	2013.12.0	2013.12.0	America/N	115.293	CHF	JPY	Buy	92234400	2013.12.0	939.4
Sean Wara Tier 1 Bank Consortiu	10000935	Integral	872329	spot	2013.12.0	2013.12.0	America/N	115.28	CHF	JPY	Buy	57640000	2013.12.0	621.08
Sean Wara Tier 1 Bank Consortiu	10000935	Integral	871782	spot	2013.12.0	2013.12.0	America/N	115.085	CHF	JPY	Buy	11508500	2013.12.0	317.34
Sean Wara Tier 1 Bank Consortiu	10000935	Integral	872344	spot	2013.12.0	2013.12.0	America/N	168.197	GBP	JPY	Buy	50459100	2013.12.0	853.15
Sean Wara Tier 1 Bank Consortiu	10000935	Integral	872349	spot	2013.12.0	2013.12.0	America/N	168.197	GBP	JPY	Buy	16819700	2013.12.0	299.89
Sean Wara Tier 1 Bank Consortiu	10000935	Integral	872482	spot	2013.12.0	2013.12.0	America/N	1.22228	EUR	CHF	Sell	977824	2013.12.0	-779.41
Sean Wara Tier 1 Bank Consortiu	10000935	Integral	872483	spot	2013.12.0	2013.12.0	America/N	1.2225	EUR	CHF	Buy	978000	2013.12.0	447.99
Sean Wara Tier 1 Bank Consortiu	10000935	Integral	872365	spot	2013.12.0	2013.12.0	America/N	102.938	USD	JPY	Buy	30881400	2013.12.0	294.06
Sean Wara Tier 1 Bank Consortiu	10000935	Integral	872355	spot	2013.12.0	2013.12.0	America/N	140.943	EUR	JPY	Buy	42282900	2013.12.0	614.33
Sean Wara Tier 1 Bank Consortiu	10000935	Integral	872386	spot	2013.12.0	2013.12.0	America/N	0.83797	CAD	CHF	Sell	418985	2013.12.0	790.32
Sean Wara Tier 1 Bank Consortiu	10000935	Integral	860430	spot	2013.12.0	2013.12.0	America/N	0.81226	AUD	CHF	Buy	81226	2013.12.0	-189.51
Sean Wara Tier 1 Bank Consortiu	10000935	Integral	860429	spot	2013.12.0	2013.12.0	America/N	0.81203	AUD	CHF	Sell	81203	2013.12.0	136.78
Sean Wara Tier 1 Bank Consortiu	10000935	Integral	877577	spot	2013.12.0	2013.12.0	America/N	103.053	USD	JPY	Buy	30915900	2013.12.0	372.16
Sean Wara Tier 1 Bank Consortiu	10000935	Integral	884533	spot	2013.12.0	2013.12.0	America/N	115.696	CHF	JPY	Buy	92556800	2013.12.0	589.08
Sean Wara Tier 1 Bank Consortiu	10000935	Integral	884523	spot	2013.12.0	2013.12.0	America/N	115.708	CHF	JPY	Buy	57854000	2013.12.0	300.35
Sean Wara Tier 1 Bank Consortiu	10000935	Integral	884520	spot	2013.12.0	2013.12.0	America/N	115.711	CHF	JPY	Buy	92568800	2013.12.0	449.55
Sean Wara Tier 1 Bank Consortiu	10000935	Integral	884510	spot	2013.12.0	2013.12.0	America/N	115.706	CHF	JPY	Buy	92564800	2013.12.0	542.54
Sean Wara Tier 1 Bank Consortiu	10000935	Integral	866941	spot	2013.12.0	2013.12.0	America/N	114.524	CHF	JPY	Sell	91619200	2013.12.0	-9879.89
Sean Wara Tier 1 Bank Consortiu	10000935	Integral	860643	spot	2013.12.0	2013.12.0	America/N	113.84	CHF	JPY	Sell	56920000	2013.12.0	-9593.3
Sean Wara Tier 1 Bank Consortiu	10000935	Integral	885181	spot	2013.12.0	2013.12.0	America/N	115.788	CHF	JPY	Buy	92630400	2013.12.0	54.25
Sean Wara Tier 1 Bank Consortiu	10000935	Integral	885185	spot	2013.12.0	2013.12.0	America/N	115.792	CHF	JPY	Buy	92633600	2013.12.0	7.75
Sean Wara Tier 1 Bank Consortiu	10000935	Integral	885186	spot	2013.12.0	2013.12.0	America/N	115.78	CHF	JPY	Buy	92624000	2013.12.0	108.5
Sean Wara Tier 1 Bank Consortiu	10000935	Integral	885188	spot	2013.12.0	2013.12.0	America/N	115.775	CHF	JPY	Buy	57887500	2013.12.0	87.19
Sean Wara Tier 1 Bank Consortiu	10000935	Integral	885622	spot	2013.12.0	2013.12.0	America/N	115.858	CHF	JPY	Buy	92686400	2013.12.0	185.9
Sean Wara Tier 1 Bank Consortiu	10000935	Integral	885623	spot	2013.12.0	2013.12.0	America/N	115.863	CHF	JPY	Buy	92690400	2013.12.0	154.91
Sean Wara Tier 1 Bank Consortiu	10000935	Integral	885624	spot	2013.12.0	2013.12.0	America/N	115.863	CHF	JPY	Buy	92690400	2013.12.0	123.93
Sean Wara Tier 1 Bank Consortiu	10000935	Integral	885627	spot	2013.12.0	2013.12.0	America/N	115.862	CHF	JPY	Buy	57931000	2013.12.0	77.46
Sean Wara Tier 1 Bank Consortiu	10000935	Integral	855117	spot	2013.12.0	2013.12.0	America/N	166.149	GBP	JPY	Buy	49844700	2013.12.0	-9890.68
Sean Wara Tier 1 Bank Consortiu	10000935	Integral	835008	spot	2013.12.0	2013.12.0	America/N	138.814	EUR	JPY	Sell	41644200	2013.12.0	-8635.91
Sean Wara Tier 1 Bank Consortiu	10000935	Integral	871031	spot	2013.12.0	2013.12.0	America/N	114.905	CHF	JPY	Sell	91924000	2013.12.0	-8342.37
Sean Wara Tier 1 Bank Consortiu	10000935	Integral	871211	spot	2013.12.0	2013.12.0	America/N	114.999	CHF	JPY	Sell	91999200	2013.12.0	-8252.45
Sean Wara Tier 1 Bank Consortiu	10000935	Integral	885217	spot	2013.12.0	2013.12.0	America/N	141.669	EUR	JPY	Buy	42500700	2013.12.0	752.21
Sean Wara Tier 1 Bank Consortiu	10000935	Integral	885236	spot	2013.12.0	2013.12.0	America/N	0.89151	USD	CHF	Sell	267453	2013.12.0	431.35
Sean Wara Tier 1 Bank Consortiu	10000935	Integral	834675	spot	2013.12.0	2013.12.0	America/N	0.9021	USD	CHF	Buy	270630	2013.12.0	-3979.6
Sean Wara Tier 1 Bank Consortiu	10000935	Integral	834743	spot	2013.12.0	2013.12.0	America/N	101.982	USD	JPY	Sell	30594600	2013.12.0	-3796.14

Sean Wara	Tier 1 Bank Consortiu	10000935	Integral	851083	spot	2013.12.05	2013.12.05	America/N	1.81394	GBP	AUD	Buy	906970	2013.12.09	-4427.64
Sean Wara	Tier 1 Bank Consortiu	10000935	Integral	856279	spot	2013.12.05	2013.12.05	America/N	0.84321	CAD	CHF	Buy	421605	2013.12.09	-3796.65
Sean Wara	Tier 1 Bank Consortiu	10000935	Integral	855865	spot	2013.12.05	2013.12.05	America/N	166.145	GBP	JPY	Sell	16614500	2013.12.09	-3361.64
Sean Wara	Tier 1 Bank Consortiu	10000935	Integral	860649	spot	2013.12.06	2013.12.06	America/N	113.847	CHF	JPY	Sell	11384700	2013.12.09	-2093.26
Sean Wara	Tier 1 Bank Consortiu	10000935	Integral	872362	spot	2013.12.06	2013.12.06	America/N	1.79685	GBP	AUD	Sell	898425	2013.12.09	-3490.73
Sean Wara	Tier 1 Bank Consortiu	10000935	Integral	884710	spot	2013.12.09	2013.12.09	America/N	103.193	USD	JPY	Buy	30957900	2013.12.09	223.69
Sean Wara	Tier 1 Bank Consortiu	10000935	Integral	886161	spot	2013.12.09	2013.12.09	America/N	116.065	CHF	JPY	Buy	81245500	2013.12.09	-549.04
Sean Wara	Tier 1 Bank Consortiu	10000935	Integral	886164	spot	2013.12.09	2013.12.09	America/N	116.04	CHF	JPY	Sell	81228000	2013.12.09	216.88
Sean Wara	Tier 1 Bank Consortiu	10000935	Integral	886194	spot	2013.12.09	2013.12.09	America/N	141.921	EUR	JPY	Buy	42576300	2013.12.09	-133.63
Sean Wara	Tier 1 Bank Consortiu	10000935	Integral	888441	spot	2013.12.10	2013.12.10	America/N	0.89044	USD	CHF	Sell	89044	2013.12.10	136.07
Sean Wara	Tier 1 Bank Consortiu	10000935	Integral	886602	spot	2013.12.09	2013.12.09	America/N	103.262	USD	JPY	Buy	10326200	2013.12.10	-38.75
Sean Wara	Tier 1 Bank Consortiu	10000935	Integral	886603	spot	2013.12.09	2013.12.09	America/N	103.24	USD	JPY	Sell	10324000	2013.12.10	4.84
Sean Wara	Tier 1 Bank Consortiu	10000935	Integral	886595	spot	2013.12.09	2013.12.09	America/N	115.942	CHF	JPY	Sell	579710	2013.12.10	-7.27
Sean Wara	Tier 1 Bank Consortiu	10000935	Integral	886594	spot	2013.12.09	2013.12.09	America/N	115.961	CHF	JPY	Buy	579805	2013.12.10	5.08
Sean Wara	Tier 1 Bank Consortiu	10000935	Integral	891220	spot	2013.12.10	2013.12.10	America/N	1.64621	GBP	USD	Buy	164621	2013.12.10	-27
Sean Wara	Tier 1 Bank Consortiu	10000935	Integral	888449	spot	2013.12.10	2013.12.10	America/N	141.919	EUR	JPY	Buy	14191900	2013.12.10	122.02
Sean Wara	Tier 1 Bank Consortiu	10000935	Integral	888423	spot	2013.12.10	2013.12.10	America/N	116.043	CHF	JPY	Buy	11604300	2013.12.10	-206.26
Sean Wara	Tier 1 Bank Consortiu	10000935	Integral	886593	spot	2013.12.09	2013.12.09	America/N	115.939	CHF	JPY	Sell	11593900	2013.12.10	82.69
Sean Wara	Tier 1 Bank Consortiu	10000935	Integral	903194	spot	2013.12.10	2013.12.10	America/N	1.22097	EUR	CHF	Sell	122097	2013.12.10	-59.73
Sean Wara	Tier 1 Bank Consortiu	10000935	Integral	903196	spot	2013.12.10	2013.12.10	America/N	1.22113	EUR	CHF	Buy	122113	2013.12.10	20.29
Sean Wara	Tier 1 Bank Consortiu	10000935	Integral	903617	spot	2013.12.10	2013.12.10	America/N	168.983	GBP	JPY	Sell	16898300	2013.12.1	-269.17
Sean Wara	Tier 1 Bank Consortiu	10000935	Integral	905185	spot	2013.12.11	2013.12.11	America/N	169.178	GBP	JPY	Sell	16917800	2013.12.1	136.13
Sean Wara	Tier 1 Bank Consortiu	10000935	Integral	903444	spot	2013.12.10	2013.12.10	America/N	85.473	NZD	JPY	Buy	8547300	2013.12.1	-510.7
Sean Wara	Tier 1 Bank Consortiu	10000935	Integral	903534	spot	2013.12.1	2013.12.10	America/N	85.445	NZD	JPY	Sell	8544500	2013.12.11	353.26
Sean Wara	Tier 1 Bank Consortiu	10000935	Integral	906825	spot	2013.12.11	2013.12.11	America/N	168.906	GBP	JPY	Sell	16890600	2013.12.11	29.19
Sean Wara	Tier 1 Bank Consortiu	10000935	Integral	905441	spot	2013.12.11	2013.12.11	America/N	169.014	GBP	JPY	Sell	16901400	2013.12.11	125.53
Sean Wara	Tier 1 Bank Consortiu	10000935	Integral	903399	spot	2013.12.10	2013.12.10	America/N	169.07	GBP	JPY	Buy	16907000	2013.12.11	-200.5
Sean Wara	Tier 1 Bank Consortiu	10000935	Integral	906849	spot	2013.12.11	2013.12.11	America/N	115.811	CHF	JPY	Buy	11581100	2013.12.11	-76.91
Sean Wara	Tier 1 Bank Consortiu	10000935	Integral	906939	spot	2013.12.11	2013.12.11	America/N	102.746	USD	JPY	Sell	10274600	2013.12.11	13.63
Sean Wara	Tier 1 Bank Consortiu	10000935	Integral	906844	spot	2013.12.11	2013.12.11	America/N	115.769	CHF	JPY	Sell	11576900	2013.12.11	32.12
Sean Wara	Tier 1 Bank Consortiu	10000935	Integral	890478	spot	2013.12.10	2013.12.10	America/N	0.88908	USD	CHF	Sell	88908	2013.12.11	235.63
Sean Wara	Tier 1 Bank Consortiu	10000935	Integral	913367	spot	2013.12.11	2013.12.11	America/N	0.88752	USD	CHF	Sell	88752	2013.12.11	171.56
Sean Wara	Tier 1 Bank Consortiu	10000935	Integral	917314	spot	2013.12.11	2013.12.11	America/N	102.491	USD	JPY	Buy	10249100	2013.12.11	-110.38
Sean Wara	Tier 1 Bank Consortiu	10000935	Integral	919328	spot	2013.12.11	2013.12.11	America/N	102.557	USD	JPY	Buy	10255700	2013.12.11	-84.9
Sean Wara	Tier 1 Bank Consortiu	10000935	Integral	907428	spot	2013.12.11	2013.12.11	America/N	1.22157	EUR	CHF	Buy	122157	2013.12.11	74.45
Sean Wara	Tier 1 Bank Consortiu	10000935	Integral	907429	spot	2013.12.11	2013.12.11	America/N	1.22145	EUR	CHF	Sell	122145	2013.12.11	-116.15
Sean Wara	Tier 1 Bank Consortiu	10000935	Integral	912839	spot	2013.12.11	2013.12.11	America/N	1.22204	EUR	CHF	Buy	122204	2013.12.12	30.45
Sean Wara	Tier 1 Bank Consortiu	10000935	Integral	921609	spot	2013.12.12	2013.12.12	America/N	0.90355	AUD	USD	Sell	90355	2013.12.12	-59
Sean Wara	Tier 1 Bank Consortiu	10000935	Integral	921377	spot	2013.12.12	2013.12.12	America/N	0.90402	AUD	USD	Buy	90402	2013.12.12	313
Sean Wara	Tier 1 Bank Consortiu	10000935	Integral	922472	spot	2013.12.12	2013.12.12	America/N	102.526	USD	JPY	Buy	10252600	2013.12.12	97.44
Sean Wara	Tier 1 Bank Consortiu	10000935	Integral	923082	spot	2013.12.12	2013.12.12	America/N	0.90264	AUD	USD	Sell	90264	2013.12.12	-108
Sean Wara	Tier 1 Bank Consortiu	10000935	Integral	923086	spot	2013.12.12	2013.12.12	America/N	0.90294	AUD	USD	Buy	90264	2013.12.12	59
Sean Wara	Tier 1 Bank Consortiu	10000935	Integral	922835	spot	2013.12.12	2013.12.12	America/N	0.88723	USD	CHF	Buy	88723	2013.12.12	-21.42
Sean Wara	Tier 1 Bank Consortiu	10000935	Integral	923266	spot	2013.12.12	2013.12.12	America/N	102.565	USD	JPY	Buy	10256500	2013.12.12	74.04
Sean Wara	Tier 1 Bank Consortiu	10000935	Integral	923425	spot	2013.12.12	2013.12.12	America/N	0.90262	AUD	USD	Sell	90262	2013.12.12	5
Sean Wara	Tier 1 Bank Consortiu	10000935	Integral	923427	spot	2013.12.12	2013.12.12	America/N	0.90263	AUD	USD	Sell	90263	2013.12.12	6
Sean Wara	Tier 1 Bank Consortiu	10000935	Integral	914200	spot	2013.12.11	2013.12.11	America/N	0.88594	USD	CHF	Sell	88594	2013.12.12	98.3
Sean Wara	Tier 1 Bank Consortiu	10000935	Integral	906940	spot	2013.12.11	2013.12.11	America/N	102.759	USD	JPY	Buy	10275900	2013.12.12	187.47
Sean Wara	Tier 1 Bank Consortiu	10000935	Integral	931364	spot	2013.12.12	2013.12.12	America/N	102.756	USD	JPY	Buy	10275600	2013.12.12	153.53
Sean Wara	Tier 1 Bank Consortiu	10000935	Integral	933417	spot	2013.12.12	2013.12.12	America/N	0.89679	AUD	USD	Sell	89679	2013.12.12	-141
Sean Wara	Tier 1 Bank Consortiu	10000935	Integral	933428	spot	2013.12.12	2013.12.12	America/N	0.89666	AUD	USD	Sell	89666	2013.12.12	-156
Sean Wara	Tier 1 Bank Consortiu	10000935	Integral	920620	spot	2013.12.11	2013.12.11	America/N	0.90578	AUD	USD	Buy	90578	2013.12.12	-910
Sean Wara	Tier 1 Bank Consortiu	10000935	Integral	923158	spot	2013.12.12	2013.12.12	America/N	0.90367	AUD	USD	Buy	90367	2013.12.12	-747

Sean Wara	Tier 1 Bank Consortiu	10000935	Integral	917224	spot	2013.12.11	2013.12.11	America/N	102.46	USD	JPY	Sell	10246000	2013.12.12	-445.98
Sean Wara	Tier 1 Bank Consortiu	10000935	Integral	933239	spot	2013.12.12	2013.12.12	America/N	0.89847	AUD	USD	Buy	89847	2013.12.12	-303
Sean Wara	Tier 1 Bank Consortiu	10000935	Integral	933246	spot	2013.12.12	2013.12.12	America/N	0.89864	AUD	USD	Buy	89864	2013.12.12	-319
Sean Wara	Tier 1 Bank Consortiu	10000935	Integral	886707	spot	2013.12.09	2013.12.09	America/N	0.89063	USD	CHF	Buy	89063	2013.12.12	-334.59
Sean Wara	Tier 1 Bank Consortiu	10000935	Integral	907243	spot	2013.12.11	2013.12.11	America/N	102.71	USD	JPY	Sell	10271000	2013.12.12	-179.79
Sean Wara	Tier 1 Bank Consortiu	10000935	Integral	933211	spot	2013.12.12	2013.12.12	America/N	102.95	USD	JPY	Buy	10295000	2013.12.12	-66.1
Sean Wara	Tier 1 Bank Consortiu	10000935	Integral	933281	spot	2013.12.12	2013.12.12	America/N	0.88712	USD	CHF	Sell	88712	2013.12.12	-79.97
Sean Wara	Tier 1 Bank Consortiu	10000935	Integral	935108	spot	2013.12.12	2013.12.12	America/N	102.948	USD	JPY	Sell	10294800	2013.12.12	50.54
Sean Wara	Tier 1 Bank Consortiu	10000935	Integral	933214	spot	2013.12.12	2013.12.12	America/N	102.95	USD	JPY	Buy	10295000	2013.12.12	-66.1
Sean Wara	Tier 1 Bank Consortiu	10000935	Integral	935429	spot	2013.12.12	2013.12.12	America/N	0.8941	AUD	USD	Buy	89410	2013.12.12	-148
Sean Wara	Tier 1 Bank Consortiu	10000935	Integral	935411	spot	2013.12.12	2013.12.12	America/N	0.89434	AUD	USD	Buy	4471.7	2013.12.12	-6
Sean Wara	Tier 1 Bank Consortiu	10000935	Integral	1055578	spot	2013.12.20	2013.12.20	America/N	1.08692	AUD	NZD	Sell	178820	2013.12.20	149.47
Sean Wara	Tier 1 Bank Consortiu	10000935	Integral	1054390	spot	2013.12.20	2013.12.20	America/N	1.46505	EUR	CAD	Sell	293010	2013.12.23	1867.69
Sean Wara	Tier 1 Bank Consortiu	10000935	Integral	1055575	spot	2013.12.20	2013.12.20	America/N	1.0872	AUD	NZD	Buy	217440	2013.12.23	429.32
Sean Wara	Tier 1 Bank Consortiu	10000935	Integral	1085961	spot	2013.12.26	2013.12.26	America/N	0.88877	AUD	USD	Sell	177754	2013.12.26	156
Sean Wara	Tier 1 Bank Consortiu	10000935	Integral	1107838	spot	2013.12.27	2013.12.27	America/N	173.166	GBP	JPY	Sell	51949800	2013.12.27	99.87
Sean Wara	Tier 1 Bank Consortiu	10000935	Integral	1107435	spot	2013.12.27	2013.12.27	America/N	0.88724	AUD	USD	Sell	177448	2013.12.27	78
Sean Wara	Tier 1 Bank Consortiu	10000935	Integral	1108048	spot	2013.12.27	2013.12.27	America/N	173.186	GBP	JPY	Buy	51955800	2013.12.30	399.27
Sean Wara	Tier 1 Bank Consortiu	10000935	Integral	1103672	spot	2013.12.27	2013.12.27	America/N	105.01	USD	JPY	Buy	31503000	2013.12.30	504.82
Sean Wara	Tier 1 Bank Consortiu	10000935	Integral	1103408	spot	2013.12.27	2013.12.27	America/N	173.413	GBP	JPY	Buy	52023900	2013.12.30	828.69
Sean Wara	Tier 1 Bank Consortiu	10000935	Integral	1108836	spot	2013.12.30	2013.12.30	America/N	105.219	USD	JPY	Buy	31565700	2013.12.30	506.66
Sean Wara	Tier 1 Bank Consortiu	10000935	Integral	1109627	spot	2013.12.30	2013.12.30	America/N	0.88495	AUD	USD	Sell	176990	2013.12.30	-1446
Sean Wara	Tier 1 Bank Consortiu	10000935	Integral	1057949	spot	2013.12.20	2013.12.20	America/N	0.89167	AUD	USD	Buy	178334	2013.12.30	76
Sean Wara	Tier 1 Bank Consortiu	10000935	Integral	1103705	spot	2013.12.27	2013.12.27	America/N	0.79002	AUD	CHF	Buy	237006	2013.12.30	209.79
Sean Wara	Tier 1 Bank Consortiu	10000935	Integral	1109089	spot	2013.12.30	2013.12.30	America/N	0.78798	AUD	CHF	Sell	236394	2013.12.31	-871.61
Sean Wara	Tier 1 Bank Consortiu	10000935	Integral	1109588	spot	2013.12.30	2013.12.30	America/N	173.737	GBP	JPY	Buy	52121100	2013.12.31	168.43
Sean Wara	Tier 1 Bank Consortiu	10000935	Integral	1123064	spot	2013.12.30	2013.12.30	America/N	0.79095	AUD	CHF	Buy	237285	2013.12.31	1653.54
Sean Wara	Tier 1 Bank Consortiu	10000935	Integral	1124831	spot	2013.12.31	2013.12.31	America/N	0.888	USD	CHF	Buy	266400	2013.12.31	946.33
Sean Wara	Tier 1 Bank Consortiu	10000935	Integral	1129751	spot	2013.12.31	2013.12.31	America/N	173.665	GBP	JPY	Buy	52099500	2013.12.31	-254.25
Sean Wara	Tier 1 Bank Consortiu	10000935	Integral	1129752	spot	2013.12.31	2013.12.31	America/N	173.651	GBP	JPY	Sell	52095300	2013.12.31	308.64
Sean Wara	Tier 1 Bank Consortiu	10000935	Integral	1129708	spot	2013.12.31	2013.12.31	America/N	105.003	USD	JPY	Sell	31500900	2013.12.31	556.09
Sean Wara	Tier 1 Bank Consortiu	10000935	Integral	1133933	spot	2013.12.31	2013.12.31	America/N	174.414	GBP	JPY	Buy	52324200	2014.01.02	1116.2
Sean Wara	Tier 1 Bank Consortiu	10000935	Integral	1129782	spot	2013.12.31	2013.12.31	America/N	0.89092	USD	CHF	Buy	267276	2014.01.02	84.16
Sean Wara	Tier 1 Bank Consortiu	10000935	Integral	1133934	spot	2013.12.31	2013.12.31	America/N	174.387	GBP	JPY	Sell	52316100	2014.01.02	2840.35
Sean Wara	Tier 1 Bank Consortiu	10000935	Integral	1059764	spot	2013.12.23	2013.12.23	America/N	0.8	AUD	CHF	Buy	240000	2014.01.02	1292.06
Sean Wara	Tier 1 Bank Consortiu	10000935	Integral	1136674	spot	2014.01.02	2014.01.02	America/N	0.89137	USD	CHF	Sell	178274	2014.01.02	-2170.56
Sean Wara	Tier 1 Bank Consortiu	10000935	Integral	1136673	spot	2014.01.02	2014.01.02	America/N	0.89155	USD	CHF	Buy	178310	2014.01.02	2088.88
Sean Wara	Tier 1 Bank Consortiu	10000935	Integral	1136653	spot	2014.01.02	2014.01.02	America/N	0.79351	AUD	CHF	Sell	238053	2014.01.02	-3536.27
Sean Wara	Tier 1 Bank Consortiu	10000935	Integral	1088200	spot	2013.12.26	2013.12.26	America/N	172.057	GBP	JPY	Sell	51617100	2014.01.02	-389.47
Sean Wara	Tier 1 Bank Consortiu	10000935	Integral	1150761	spot	2014.01.02	2014.01.02	America/N	116.461	CHF	JPY	Sell	34938300	2014.01.03	1507.55
Sean Wara	Tier 1 Bank Consortiu	10000935	Integral	1150285	spot	2014.01.02	2014.01.02	America/N	105.009	USD	JPY	Buy	42003600	2014.01.03	-2129.19
Sean Wara	Tier 1 Bank Consortiu	10000935	Integral	1150286	spot	2014.01.02	2014.01.02	America/N	104.992	USD	JPY	Sell	41996800	2014.01.03	2017.9
Sean Wara	Tier 1 Bank Consortiu	10000935	Integral	1088434	spot	2013.12.26	2013.12.26	America/N	104.718	USD	JPY	Sell	31415400	2014.01.03	726.56
Sean Wara	Tier 1 Bank Consortiu	10000935	Integral	1195201	spot	2014.01.07	2014.01.07	America/N	1.08072	AUD	NZD	Sell	324216	2014.01.07	675.32
Sean Wara	Tier 1 Bank Consortiu	10000935	Integral	1195077	spot	2014.01.07	2014.01.07	America/N	0.89299	AUD	USD	Sell	267897	2014.01.07	897
Sean Wara	Tier 1 Bank Consortiu	10000935	Integral	1215917	spot	2014.01.08	2014.01.08	America/N	104.742	USD	JPY	Buy	31422600	2014.01.08	734.29
Sean Wara	Tier 1 Bank Consortiu	10000935	Integral	1265588	spot	2014.01.09	2014.01.09	America/N	104.736	USD	JPY	Buy	31420800	2014.01.10	788.48
Sean Wara	Tier 1 Bank Consortiu	10000935	Integral	1195076	spot	2014.01.07	2014.01.07	America/N	0.89312	AUD	USD	Buy	267936	2014.01.10	1335
Sean Wara	Tier 1 Bank Consortiu	10000935	Integral	1195248	spot	2014.01.07	2014.01.07	America/N	104.423	USD	JPY	Sell	31326900	2014.01.10	1150.7
Sean Wara	Tier 1 Bank Consortiu	10000935	Integral	1281427	spot	2014.01.10	2014.01.10	America/N	105.03	USD	JPY	Buy	21006000	2014.01.10	-1959.41
Sean Wara	Tier 1 Bank Consortiu	10000935	Integral	1281430	spot	2014.01.10	2014.01.10	America/N	105.016	USD	JPY	Sell	21003200	2014.01.10	1909.19
Sean Wara	Tier 1 Bank Consortiu	10000935	Integral	1195200	spot	2014.01.07	2014.01.07	America/N	1.08101	AUD	NZD	Buy	324303	2014.01.10	651.12
Sean Wara	Tier 1 Bank Consortiu	10000935	Integral	1306762	spot	2014.01.13	2014.01.13	America/N	0.9031	AUD	USD	Buy	270930	2014.01.13	990

Sean Wara	Tier 1 Bank Consortiu	10000935	Integral	1306763	spot	2014.01.13	2014.01.13	America/N	0.90309	AUD	USD	Buy	270927	2014.01.13	924
Sean Wara	Tier 1 Bank Consortiu	10000935	Integral	1298879	spot	2014.01.10	2014.01.10	America/N	0.8993	AUD	USD	Buy	179860	2014.01.13	1408
Sean Wara	Tier 1 Bank Consortiu	10000935	Integral	1306900	spot	2014.01.13	2014.01.13	America/N	0.90265	AUD	USD	Sell	270795	2014.01.14	792
Sean Wara	Tier 1 Bank Consortiu	10000935	Integral	1298881	spot	2014.01.10	2014.01.10	America/N	0.89915	AUD	USD	Sell	179830	2014.01.14	74
Sean Wara	Tier 1 Bank Consortiu	10000935	Integral	1294181	spot	2014.01.10	2014.01.10	America/N	0.89768	AUD	USD	Sell	269304	2014.01.14	42
Sean Wara	Tier 1 Bank Consortiu	10000935	Integral	1281830	spot	2014.01.10	2014.01.10	America/N	0.88982	AUD	USD	Sell	266946	2014.01.15	-1662
Sean Wara	Tier 1 Bank Consortiu	10000935	Integral	1357650	spot	2014.01.14	2014.01.14	America/N	1.64396	GBP	USD	Sell	493188	2014.01.15	3036
Sean Wara	Tier 1 Bank Consortiu	10000935	Integral	1313432	spot	2014.01.13	2014.01.13	America/N	0.9067	AUD	USD	Buy	272010	2014.01.16	-8295
Sean Wara	Tier 1 Bank Consortiu	10000935	Integral	1328992	spot	2014.01.13	2014.01.13	America/N	0.9063	AUD	USD	Buy	271890	2014.01.16	-8328
Sean Wara	Tier 1 Bank Consortiu	10000935	Integral	1407546	spot	2014.01.16	2014.01.16	America/N	0.87834	AUD	USD	Sell	263502	2014.01.16	-24
Sean Wara	Tier 1 Bank Consortiu	10000935	Integral	1408171	spot	2014.01.16	2014.01.16	America/N	1.63324	GBP	USD	Sell	489972	2014.01.16	-159
Sean Wara	Tier 1 Bank Consortiu	10000935	Integral	1328814	spot	2014.01.13	2014.01.13	America/N	1.08273	AUD	NZD	Buy	324819	2014.01.16	-6216.08
Sean Wara	Tier 1 Bank Consortiu	10000935	Integral	1357780	spot	2014.01.14	2014.01.14	America/N	1.06929	AUD	NZD	Buy	320787	2014.01.17	-3403.89
Sean Wara	Tier 1 Bank Consortiu	10000935	Integral	1408443	spot	2014.01.16	2014.01.16	America/N	1.63364	GBP	USD	Sell	163364	2014.01.17	19
Sean Wara	Tier 1 Bank Consortiu	10000935	Integral	1423134	spot	2014.01.17	2014.01.17	America/N	1.63366	GBP	USD	Buy	163366	2014.01.17	629
Sean Wara	Tier 1 Bank Consortiu	10000935	Integral	1371529	spot	2014.01.15	2014.01.15	America/N	0.89216	AUD	USD	Buy	267648	2014.01.17	-4176
Sean Wara	Tier 1 Bank Consortiu	10000935	Integral	1408258	spot	2014.01.16	2014.01.16	America/N	170.911	GBP	JPY	Sell	51273300	2014.01.17	-2312.99
Sean Wara	Tier 1 Bank Consortiu	10000935	Integral	1423135	spot	2014.01.17	2014.01.17	America/N	1.63347	GBP	USD	Sell	163347	2014.01.17	-1139
Sean Wara	Tier 1 Bank Consortiu	10000935	Integral	1407574	spot	2014.01.16	2014.01.16	America/N	0.87816	AUD	USD	Sell	263448	2014.01.17	-234
Sean Wara	Tier 1 Bank Consortiu	10000935	Integral	1408257	spot	2014.01.16	2014.01.16	America/N	170.923	GBP	JPY	Buy	51276900	2014.01.17	2017.86
Sean Wara	Tier 1 Bank Consortiu	10000935	Integral	1438674	spot	2014.01.17	2014.01.17	America/N	1.06274	AUD	NZD	Buy	5313.7	2014.01.20	0.86
Sean Wara	Tier 1 Bank Consortiu	10000935	Integral	1438061	spot	2014.01.17	2014.01.17	America/N	1.06178	AUD	NZD	Buy	5308.9	2014.01.20	33.96
Sean Wara	Tier 1 Bank Consortiu	10000935	Integral	1439102	spot	2014.01.17	2014.01.17	America/N	1.06216	AUD	NZD	Sell	1062.16	2014.01.20	-3.45
Sean Wara	Tier 1 Bank Consortiu	10000935	Integral	1439104	spot	2014.01.17	2014.01.17	America/N	1.06224	AUD	NZD	Buy	1062.24	2014.01.20	3.15
Sean Wara	Tier 1 Bank Consortiu	10000935	Integral	1438443	spot	2014.01.17	2014.01.17	America/N	171.369	GBP	JPY	Sell	856845	2014.01.20	21.24
Sean Wara	Tier 1 Bank Consortiu	10000935	Integral	1438438	spot	2014.01.17	2014.01.17	America/N	171.395	GBP	JPY	Buy	856975	2014.01.21	43.31
Sean Wara	Tier 1 Bank Consortiu	10000935	Integral	1462600	spot	2014.01.20	2014.01.20	America/N	170.93	GBP	JPY	Buy	683720	2014.01.22	60.21
Sean Wara	Tier 1 Bank Consortiu	10000935	Integral	1511143	spot	2014.01.22	2014.01.22	America/N	172.975	GBP	JPY	Buy	691900	2014.01.23	20.09
Sean Wara	Tier 1 Bank Consortiu	10000935	Integral	1438177	spot	2014.01.17	2014.01.17	America/N	0.87772	AUD	USD	Sell	4388.6	2014.01.23	18.7
Sean Wara	Tier 1 Bank Consortiu	10000935	Integral	1504248	spot	2014.01.22	2014.01.22	America/N	172.727	GBP	JPY	Sell	690908	2014.01.23	42.14
Sean Wara	Tier 1 Bank Consortiu	10000935	Integral	1462599	spot	2014.01.20	2014.01.20	America/N	170.915	GBP	JPY	Sell	683660	2014.01.24	16.3
Sean Wara	Tier 1 Bank Consortiu	10000935	Integral	1462543	spot	2014.01.20	2014.01.20	America/N	104.064	USD	JPY	Buy	520320	2014.01.24	-74.61
Sean Wara	Tier 1 Bank Consortiu	10000935	Integral	1462544	spot	2014.01.20	2014.01.20	America/N	104.05	USD	JPY	Sell	520250	2014.01.24	73.53
Sean Wara	Tier 1 Bank Consortiu	10000935	Integral	1566836	spot	2014.01.24	2014.01.24	America/N	169.2	GBP	JPY	Sell	676800	2014.01.24	10.04
Sean Wara	Tier 1 Bank Consortiu	10000935	Integral	1573447	spot	2014.01.24	2014.01.24	America/N	168.912	GBP	JPY	Sell	675648	2014.01.27	30.15
Sean Wara	Tier 1 Bank Consortiu	10000935	Integral	1573445	spot	2014.01.24	2014.01.24	America/N	168.925	GBP	JPY	Buy	675700	2014.01.27	38.06
Sean Wara	Tier 1 Bank Consortiu	10000935	Integral	1593787	spot	2014.01.27	2014.01.27	America/N	170.093	GBP	JPY	Sell	680372	2014.01.30	39.1
Sean Wara	Tier 1 Bank Consortiu	10000935	Integral	1438179	spot	2014.01.17	2014.01.17	America/N	0.87786	AUD	USD	Buy	4389.3	2014.01.30	2.55
Sean Wara	Tier 1 Bank Consortiu	10000935	Integral	1593335	spot	2014.01.27	2014.01.27	America/N	169.953	GBP	JPY	Sell	679812	2014.01.31	38.07
Sean Wara	Tier 1 Bank Consortiu	10000935	Integral	1699801	spot	2014.01.31	2014.01.31	America/N	168.958	GBP	JPY	Sell	675832	2014.01.31	25.73
Sean Wara	Tier 1 Bank Consortiu	10000935	Integral	1699605	spot	2014.01.3	2014.01.31	America/N	169.066	GBP	JPY	Sell	676264	2014.01.31	26.02
Sean Wara	Tier 1 Bank Consortiu	10000935	Integral	1687192	spot	2014.01.30	2014.01.30	America/N	168.977	GBP	JPY	Sell	675908	2014.01.31	41.34
Sean Wara	Tier 1 Bank Consortiu	10000935	Integral	1694853	spot	2014.01.30	2014.01.30	America/N	0.87854	AUD	USD	Buy	8785.4	2014.02.03	11.6
Sean Wara	Tier 1 Bank Consortiu	10000935	Integral	1540336	spot	2014.01.23	2014.01.23	America/N	0.87463	AUD	USD	Sell	3498.52	2014.02.03	-21.36
Sean Wara	Tier 1 Bank Consortiu	10000935	Integral	1540337	spot	2014.01.23	2014.01.23	America/N	0.87479	AUD	USD	Buy	3499.16	2014.02.03	20.2
Sean Wara	Tier 1 Bank Consortiu	10000935	Integral	1715728	spot	2014.01.31	2014.01.31	America/N	168.406	GBP	JPY	Sell	673624	2014.02.03	74.41
Sean Wara	Tier 1 Bank Consortiu	10000935	Integral	1745586	spot	2014.02.03	2014.02.03	America/N	166.39	GBP	JPY	Sell	665560	2014.02.03	7.28
Sean Wara	Tier 1 Bank Consortiu	10000935	Integral	1746372	spot	2014.02.03	2014.02.03	America/N	166.264	GBP	JPY	Sell	665056	2014.02.03	26.28
Sean Wara	Tier 1 Bank Consortiu	10000935	Integral	1746464	spot	2014.02.03	2014.02.03	America/N	166.3	GBP	JPY	Sell	665200	2014.02.03	27.7
Sean Wara	Tier 1 Bank Consortiu	10000935	Integral	1750769	spot	2014.02.03	2014.02.03	America/N	165.655	GBP	JPY	Sell	662620	2014.02.03	29.98
Sean Wara	Tier 1 Bank Consortiu	10000935	Integral	1750770	spot	2014.02.03	2014.02.03	America/N	165.653	GBP	JPY	Sell	662612	2014.02.03	45.75
Sean Wara	Tier 1 Bank Consortiu	10000935	Integral	1750852	spot	2014.02.03	2014.02.03	America/N	165.586	GBP	JPY	Sell	662344	2014.02.04	25.31
Sean Wara	Tier 1 Bank Consortiu	10000935	Integral	1750829	spot	2014.02.03	2014.02.03	America/N	165.613	GBP	JPY	Sell	662452	2014.02.04	26.19

Sean Wara	Tier 1 Bank Consortiu	10000935	Integral	1759007	spot	2014.02.04	2014.02.04	America/N	164.891	GBP	JPY	Buy	659564	2014.02.04	0.52
Sean Wara	Tier 1 Bank Consortiu	10000935	Integral	1759305	spot	2014.02.04	2014.02.04	America/N	164.921	GBP	JPY	Sell	659,684	2014.02.04	20.69
Sean Wara	Tier 1 Bank Consortiu	10000935	Integral	1759538	spot	2014.02.04	2014.02.04	America/N	164.927	GBP	JPY	Sell	659,708	2014.02.04	20.92
Sean Wara	Tier 1 Bank Consortiu	10000935	Integral	1504245	spot	2014.01.22	2014.01.22	America/N	172.731	GBP	JPY	Buy	690,924	2014.02.04	-334.35
Sean Wara	Tier 1 Bank Consortiu	10000935	Integral	1540423	spot	2014.01.23	2014.01.23	America/N	171.935	GBP	JPY	Buy	687,740	2014.02.04	-303.61
Sean Wara	Tier 1 Bank Consortiu	10000935	Integral	1753114	spot	2014.02.03	2014.02.03	America/N	164.962	GBP	JPY	Sell	659,848	2014.02.04	26.33
Sean Wara	Tier 1 Bank Consortiu	10000935	Integral	1768183	spot	2014.02.04	2014.02.04	America/N	164.494	GBP	JPY	Buy	657,976	2014.02.04	35.27
Sean Wara	Tier 1 Bank Consortiu	10000935	Integral	1759947	spot	2014.02.04	2014.02.04	America/N	165.022	GBP	JPY	Buy	660,088	2014.02.04	22.18
Sean Wara	Tier 1 Bank Consortiu	10000935	Integral	1785387	spot	2014.02.04	2014.02.04	America/N	1.35178	EUR	USD	Buy	5,407.12	2014.02.04	-0.2
Sean Wara	Tier 1 Bank Consortiu	10000935	Integral	1786000	spot	2014.02.04	2014.02.04	America/N	1.35172	EUR	USD	Buy	4,055.16	2014.02.06	21.84
Sean Wara	Tier 1 Bank Consortiu	10000935	Integral	1784798	spot	2014.02.04	2014.02.04	America/N	165.609	GBP	JPY	Buy	662,436	2014.02.06	40.18
Sean Wara	Tier 1 Bank Consortiu	10000935	Integral	1593334	spot	2014.01.27	2014.01.27	America/N	169.979	GBP	JPY	Buy	679,916	2014.02.07	-103.16
Sean Wara	Tier 1 Bank Consortiu	10000935	Integral	1715725	spot	2014.01.31	2014.01.31	America/N	168.416	GBP	JPY	Buy	673,664	2014.02.07	-42.1
Sean Wara	Tier 1 Bank Consortiu	10000935	Integral	1766141	spot	2014.02.04	2014.02.04	America/N	164.359	GBP	JPY	Sell	657,436	2014.02.07	-123.8
Sean Wara	Tier 1 Bank Consortiu	10000935	Integral	1766295	spot	2014.02.04	2014.02.04	America/N	164.109	GBP	JPY	Sell	656,436	2014.02.07	-132.78
Sean Wara	Tier 1 Bank Consortiu	10000935	Integral	1766628	spot	2014.02.04	2014.02.04	America/N	164.055	GBP	JPY	Sell	656,220	2014.02.07	-134.83
Sean Wara	Tier 1 Bank Consortiu	10000935	Integral	1785900	spot	2014.02.04	2014.02.04	America/N	1.35183	EUR	USD	Sell	4,055.49	2014.02.07	-20.61
Sean Wara	Tier 1 Bank Consortiu	10000935	Integral	1785394	spot	2014.02.04	2014.02.04	America/N	0.90477	USD	CHF	Buy	2,714.31	2014.02.07	-15.46
Sean Wara	Tier 1 Bank Consortiu	10000935	Integral	1839338	spot	2014.02.06	2014.02.06	America/N	0.89801	USD	CHF	Sell	2,694.03	2014.02.07	-14.99
Sean Wara	Tier 1 Bank Consortiu	10000935	Integral	1850244	spot	2014.02.07	2014.02.07	America/N	101.974	USD	JPY	Sell	407,896	2014.02.07	-23.71
Sean Wara	Tier 1 Bank Consortiu	10000935	Integral	1845013	spot	2014.02.06	2014.02.06	America/N	166.652	GBP	JPY	Buy	666,608	2014.02.07	-5.62
Sean Wara	Tier 1 Bank Consortiu	10000935	Integral	1850243	spot	2014.02.07	2014.02.07	America/N	101.985	USD	JPY	Buy	407,940	2014.02.07	-10.5
Sean Wara	Tier 1 Bank Consortiu	10000935	Integral	1874882	spot	2014.02.07	2014.02.07	America/N	1.36342	EUR	USD	Sell	10,907.36	2014.02.07	-15.2
Sean Wara	Tier 1 Bank Consortiu	10000935	Integral	1874997	spot	2014.02.07	2014.02.07	America/N	1.36353	EUR	USD	Sell	13,635.30	2014.02.10	13.44
Sean Wara	Tier 1 Bank Consortiu	10000935	Integral	1875133	spot	2014.02.07	2014.02.07	America/N	1.97953	GBP	NZD	Buy	19,795.30	2014.02.10	42.64
Sean Wara	Tier 1 Bank Consortiu	10000935	Integral	1896451	spot	2014.02.10	2014.02.10	America/N	0.98834	AUD	CAD	Buy	4,941.70	2014.02.11	25.57
Sean Wara	Tier 1 Bank Consortiu	10000935	Integral	1876185	spot	2014.02.10	2014.02.10	America/N	1.81152	GBP	CAD	Buy	36,230.40	2014.02.11	140.5
Sean Wara	Tier 1 Bank Consortiu	10000935	Integral	1896424	spot	2014.02.10	2014.02.10	America/N	0.91334	NZD	CAD	Buy	9,133.40	2014.02.11	45.49
Sean Wara	Tier 1 Bank Consortiu	10000935	Integral	1875340	spot	2014.02.07	2014.02.07	America/N	1.83157	GBP	AUD	Sell	18,315.70	2014.02.12	114.8
Sean Wara	Tier 1 Bank Consortiu	10000935	Integral	1896240	spot	2014.02.10	2014.02.10	America/N	1.98516	GBP	NZD	Buy	19,851.60	2014.02.12	66.13
Sean Wara	Tier 1 Bank Consortiu	10000935	Integral	1921096	spot	2014.02.11	2014.02.11	America/N	1.81947	GBP	CAD	Buy	36,389.40	2014.02.12	61.32
Sean Wara	Tier 1 Bank Consortiu	10000935	Integral	1875339	spot	2014.02.07	2014.02.07	America/N	1.83215	GBP	AUD	Buy	18,321.50	2014.02.13	90.42
Sean Wara	Tier 1 Bank Consortiu	10000935	Integral	1875169	spot	2014.02.07	2014.02.07	America/N	0.89788	USD	CHF	Sell	8,978.80	2014.02.13	-29.54
Sean Wara	Tier 1 Bank Consortiu	10000935	Integral	1875168	spot	2014.02.07	2014.02.07	America/N	0.89806	USD	CHF	Buy	8,980.60	2014.02.13	25.43
Sean Wara	Tier 1 Bank Consortiu	10000935	Integral	1957835	spot	2014.02.12	2014.02.12	America/N	1.82308	GBP	CAD	Buy	36,461.60	2014.02.13	74.18
Sean Wara	Tier 1 Bank Consortiu	10000935	Integral	1957555	spot	2014.02.12	2014.02.12	America/N	1.99356	GBP	NZD	Buy	19,935.60	2014.02.13	21.88
Sean Wara	Tier 1 Bank Consortiu	10000935	Integral	1896452	spot	2014.02.10	2014.02.10	America/N	0.98818	AUD	CAD	Sell	4,940.90	2014.02.13	5.14
Sean Wara	Tier 1 Bank Consortiu	10000935	Integral	1963280	spot	2014.02.13	2014.02.13	America/N	1.84252	GBP	AUD	Buy	7,370.08	2014.02.13	74.2
Sean Wara	Tier 1 Bank Consortiu	10000935	Integral	1875017	spot	2014.02.07	2014.02.07	America/N	1.3636	EUR	USD	Buy	5,454.40	2014.02.14	29.64
Sean Wara	Tier 1 Bank Consortiu	10000935	Integral	1963358	spot	2014.02.13	2014.02.13	America/N	1.82753	GBP	CAD	Buy	36,550.60	2014.02.14	162.19
Sean Wara	Tier 1 Bank Consortiu	10000935	Integral	1963415	spot	2014.02.13	2014.02.13	America/N	1.99695	GBP	NZD	Buy	19,969.50	2014.02.14	40.6
Sean Wara	Tier 1 Bank Consortiu	10000935	Integral	2020602	spot	2014.02.14	2014.02.14	America/N	1.37	EUR	USD	Buy	5,480	2014.02.18	15.72
Sean Wara	Tier 1 Bank Consortiu	10000935	Integral	2018866	spot	2014.02.14	2014.02.14	America/N	2.00228	GBP	NZD	Buy	20,022.80	2014.02.18	69.8
Sean Wara	Tier 1 Bank Consortiu	10000935	Integral	1896427	spot	2014.02.10	2014.02.10	America/N	0.91301	NZD	CAD	Sell	9,130.10	2014.02.18	18.98
Sean Wara	Tier 1 Bank Consortiu	10000935	Integral	2021734	spot	2014.02.17	2014.02.17	America/N	1.50602	EUR	CAD	Buy	30,120.40	2014.02.19	252.95
Sean Wara	Tier 1 Bank Consortiu	10000935	Integral	2018842	spot	2014.02.14	2014.02.14	America/N	1.83664	GBP	CAD	Buy	36,732.80	2014.02.19	242.46
Sean Wara	Tier 1 Bank Consortiu	10000935	Integral	1992958	spot	2014.02.13	2014.02.13	America/N	1.8511	GBP	AUD	Buy	18,511	2014.02.19	15.6
Sean Wara	Tier 1 Bank Consortiu	10000935	Integral	2093869	spot	2014.02.19	2014.02.19	America/N	1.52169	EUR	CAD	Buy	30,433.80	2014.02.20	42.01
Sean Wara	Tier 1 Bank Consortiu	10000935	Integral	2093835	spot	2014.02.19	2014.02.19	America/N	1.85337	GBP	AUD	Buy	18,533.70	2014.02.20	85.3
Sean Wara	Tier 1 Bank Consortiu	10000935	Integral	1921431	spot	2014.02.11	2014.02.11	America/N	0.91874	NZD	CAD	Buy	9,187.40	2014.02.20	29.74
Sean Wara	Tier 1 Bank Consortiu	10000935	Integral	2093580	spot	2014.02.19	2014.02.19	America/N	1.84894	GBP	CAD	Buy	36,978.80	2014.02.21	109.38
Sean Wara	Tier 1 Bank Consortiu	10000935	Integral	2064562	spot	2014.02.18	2014.02.18	America/N	2.01105	GBP	NZD	Buy	20,110.50	2014.02.21	39.18
Sean Wara	Tier 1 Bank Consortiu	10000935	Integral	2021713	spot	2014.02.17	2014.02.17	America/N	1.08286	AUD	NZD	Sell	10,828.60	2014.02.25	-5.58

Sean Wara	Tier 1 Bank Consortiu	10000935	Integral	2021719	spot	2014.02.17	2014.02.17	America/N	1.08312	AUD	NZD	Buy	10,831.20	2014.02.25	1.08
Sean Wara	Tier 1 Bank Consortiu	10000935	Integral	2288072	spot	2014.02.27	2014.02.27	America/N	0.79644	CAD	CHF	Sell	7,964.40	2014.02.28	73.5
Sean Wara	Tier 1 Bank Consortiu	10000935	Integral	2105508	spot	2014.02.20	2014.02.20	America/N	1.86314	GBP	AUD	Buy	18,631.40	2014.02.28	85.05
Sean Wara	Tier 1 Bank Consortiu	10000935	Integral	2161350	spot	2014.02.24	2014.02.24	America/N	1.111	USD	CAD	Buy	11,110	2014.02.28	-28.16
Sean Wara	Tier 1 Bank Consortiu	10000935	Integral	2161352	spot	2014.02.24	2014.02.24	America/N	1.11078	USD	CAD	Sell	11,107.80	2014.02.28	24.73
Sean Wara	Tier 1 Bank Consortiu	10000935	Integral	2291334	spot	2014.02.28	2014.02.28	America/N	0.93032	NZD	CAD	Sell	18,606.40	2014.02.28	6.87
Sean Wara	Tier 1 Bank Consortiu	10000935	Integral	2291435	spot	2014.02.28	2014.02.28	America/N	0.93108	NZD	CAD	Sell	18,621.60	2014.02.28	19.34
Sean Wara	Tier 1 Bank Consortiu	10000935	Integral	2320567	spot	2014.02.28	2014.02.28	America/N	1.38059	EUR	USD	Sell	55,223.60	2014.03.04	274.8
Sean Wara	Tier 1 Bank Consortiu	10000935	Integral	2351729	spot	2014.03.03	2014.03.03	America/N	1.21292	EUR	CHF	Buy	24,258.40	2014.03.04	108.13
Sean Wara	Tier 1 Bank Consortiu	10000935	Integral	2288983	spot	2014.02.27	2014.02.27	America/N	91.609	CAD	JPY	Buy	1,832,180	2014.03.05	180.98
Sean Wara	Tier 1 Bank Consortiu	10000935	Integral	2326974	spot	2014.03.03	2014.03.03	America/N	0.92692	NZD	CAD	Buy	9,269.20	2014.03.05	31.05
Sean Wara	Tier 1 Bank Consortiu	10000935	Integral	2327063	spot	2014.03.03	2014.03.03	America/N	0.92692	NZD	CAD	Buy	9,269.20	2014.03.05	30.77
Sean Wara	Tier 1 Bank Consortiu	10000935	Integral	2320407	spot	2014.02.28	2014.02.28	America/N	0.93095	NZD	CAD	Buy	18,619	2014.03.06	73.79
Sean Wara	Tier 1 Bank Consortiu	10000935	Integral	2320563	spot	2014.02.28	2014.02.28	America/N	1.38071	EUR	USD	Buy	55,228.40	2014.03.06	91.6
Sean Wara	Tier 1 Bank Consortiu	10000935	Integral	2426998	spot	2014.03.05	2014.03.05	America/N	2.12433	GBP	SGD	Sell	21,243.30	2014.03.06	53.52
Sean Wara	Tier 1 Bank Consortiu	10000935	Integral	2426573	spot	2014.03.05	2014.03.05	America/N	92.552	CAD	JPY	Buy	1,851,040	2014.03.06	274.15
Sean Wara	Tier 1 Bank Consortiu	10000935	Integral	2467802	spot	2014.03.06	2014.03.06	America/N	0.93266	NZD	CAD	Buy	18,653.20	2014.03.07	42.77
Sean Wara	Tier 1 Bank Consortiu	10000935	Integral	2466593	spot	2014.03.06	2014.03.06	America/N	1.3863	EUR	USD	Buy	55,452	2014.03.07	109.6
Sean Wara	Tier 1 Bank Consortiu	10000935	Integral	1876186	spot	2014.02.10	2014.02.10	America/N	1.80948	GBP	CAD	Sell	36,189.60	2014.03.07	-681.37
Sean Wara	Tier 1 Bank Consortiu	10000935	Integral	2358771	spot	2014.03.04	2014.03.04	America/N	1.37361	EUR	USD	Sell	54,944.40	2014.03.07	-668.8
Sean Wara	Tier 1 Bank Consortiu	10000935	Integral	2021737	spot	2014.02.17	2014.02.17	America/N	1.50555	EUR	CAD	Sell	30,111	2014.03.07	-422.59
Sean Wara	Tier 1 Bank Consortiu	10000935	Integral	2288386	spot	2014.02.27	2014.02.27	America/N	91.563	CAD	JPY	Sell	1,831,260	2014.03.07	-432.92
Sean Wara	Tier 1 Bank Consortiu	10000935	Integral	2154303	spot	2014.02.21	2014.02.21	America/N	2.01627	GBP	NZD	Buy	20,162.70	2014.03.07	-419.32
Sean Wara	Tier 1 Bank Consortiu	10000935	Integral	2064675	spot	2014.02.18	2014.02.18	America/N	0.91053	NZD	CAD	Sell	9,105.30	2014.03.07	-303.99
Sean Wara	Tier 1 Bank Consortiu	10000935	Integral	2318725	spot	2014.02.28	2014.02.28	America/N	1.873	GBP	AUD	Buy	18,730	2014.03.07	-330.49
Sean Wara	Tier 1 Bank Consortiu	10000935	Integral	1933192	spot	2014.02.12	2014.02.12	America/N	1.81798	GBP	AUD	Sell	18,179.80	2014.03.07	-186.74
Sean Wara	Tier 1 Bank Consortiu	10000935	Integral	2153929	spot	2014.02.21	2014.02.21	America/N	1.86017	GBP	CAD	Buy	37,203.40	2014.03.07	-296.57
Sean Wara	Tier 1 Bank Consortiu	10000935	Integral	2161344	spot	2014.02.24	2014.02.24	America/N	0.91977	NZD	CAD	Sell	9,197.70	2014.03.07	-215.9
Sean Wara	Tier 1 Bank Consortiu	10000935	Integral	2320409	spot	2014.02.2	2014.02.28	America/N	0.93049	NZD	CAD	Sell	18,609.80	2014.03.07	-229.27
Sean Wara	Tier 1 Bank Consortiu	10000935	Integral	2427051	spot	2014.03.05	2014.03.05	America/N	0.93038	NZD	CAD	Sell	18,607.60	2014.03.07	-233.05
Sean Wara	Tier 1 Bank Consortiu	10000935	Integral	2485528	spot	2014.03.07	2014.03.07	America/N	1.39081	EUR	USD	Buy	55,632.40	2014.03.07	-149.6
Sean Wara	Tier 1 Bank Consortiu	10000935	Integral	1875021	spot	2014.03.07	2014.02.07	America/N	1.36349	EUR	USD	Sell	5,453.96	2014.03.07	-97.16
Sean Wara	Tier 1 Bank Consortiu	10000935	Integral	2288045	spot	2014.02.27	2014.02.27	America/N	0.79644	CAD	CHF	Sell	15,928.80	2014.03.07	-115.63
Sean Wara	Tier 1 Bank Consortiu	10000935	Integral	2327295	spot	2014.03.03	2014.03.03	America/N	0.79438	CAD	CHF	Sell	7,943.80	2014.03.07	-74.16
Sean Wara	Tier 1 Bank Consortiu	10000935	Integral	2210060	spot	2014.02.25	2014.02.25	America/N	0.80026	CAD	CHF	Buy	16,005.20	2014.03.07	-71.9
Sean Wara	Tier 1 Bank Consortiu	10000935	Integral	2161323	spot	2014.02.24	2014.02.24	America/N	0.80012	CAD	CHF	Buy	8,001.20	2014.03.07	-34
Sean Wara	Tier 1 Bank Consortiu	10000935	Integral	2288292	spot	2014.02.27	2014.02.27	America/N	1.52873	EUR	CAD	Buy	30,574.60	2014.03.07	-6.89
Sean Wara	Tier 1 Bank Consortiu	10000935	Integral	2466341	spot	2014.03.06	2014.03.06	America/N	93.976	CAD	JPY	Buy	1,879,520	2014.03.07	-44.7
Sean Wara	Tier 1 Bank Consortiu	10000935	Integral	1875135	spot	2014.02.07	2014.02.07	America/N	1.97817	GBP	NZD	Sell	19,781.70	2014.03.07	34.2
Sean Wara	Tier 1 Bank Consortiu	10000935	Integral	2591871	spot	2014.03.12	2014.03.12	America/N	0.78625	CAD	CHF	Buy	39,312.50	2014.03.13	299.83
Sean Wara	Tier 1 Bank Consortiu	10000935	Integral	2591861	spot	2014.03.12	2014.03.12	America/N	0.94455	NZD	CAD	Sell	94,455	2014.03.13	144.66
Sean Wara	Tier 1 Bank Consortiu	10000935	Integral	2637370	spot	2014.03.13	2014.03.13	America/N	0.94826	NZD	CAD	Buy	94826	2014.03.18	245.56
Sean Wara	Tier 1 Bank Consortiu	10000935	Integral	2592142	spot	2014.03.1	2014.03.12	America/N	0.87534	USD	CHF	Buy	35,013.60	2014.03.19	271.86
Sean Wara	Tier 1 Bank Consortiu	10000935	Integral	2644176	spot	2014.03.13	2014.03.13	America/N	0.87541	USD	CHF	Buy	87,541	2014.03.20	600.66
Sean Wara	Tier 1 Bank Consortiu	10000935	Integral	2781113	spot	2014.03.20	2014.03.20	America/N	1.93106	GBP	NZD	Buy	19,310.60	2014.03.20	67.1
Sean Wara	Tier 1 Bank Consortiu	10000935	Integral	2781112	spot	2014.03.20	2014.03.20	America/N	0.78401	CAD	CHF	Buy	78,401	2014.03.20	211.18
Sean Wara	Tier 1 Bank Consortiu	10000935	Integral	2784180	spot	2014.03.20	2014.03.20	America/N	0.78305	CAD	CHF	Sell	15,661	2014.03.20	-67.06
Sean Wara	Tier 1 Bank Consortiu	10000935	Integral	2784177	spot	2014.03.20	2014.03.20	America/N	0.78334	CAD	CHF	Buy	15,666.80	2014.03.20	55.56
Sean Wara	Tier 1 Bank Consortiu	10000935	Integral	2592098	spot	2014.03.1	2014.03.12	America/N	1.05854	AUD	NZD	Buy	52,927	2014.03.21	126.71
Sean Wara	Tier 1 Bank Consortiu	10000935	Integral	2764548	spot	2014.03.19	2014.03.19	America/N	0.96326	NZD	CAD	Sell	96,326	2014.03.21	314.86
Sean Wara	Tier 1 Bank Consortiu	10000935	Integral	2810677	spot	2014.03.20	2014.03.20	America/N	1.85557	GBP	CAD	Sell	92,778.50	2014.03.21	353.89
Sean Wara	Tier 1 Bank Consortiu	10000935	Integral	2815744	spot	2014.03.21	2014.03.21	America/N	1.06176	AUD	NZD	Buy	53,088	2014.03.24	259.25
Sean Wara	Tier 1 Bank Consortiu	10000935	Integral	2815894	spot	2014.03.21	2014.03.21	America/N	0.95941	NZD	CAD	Sell	95,941	2014.03.25	198.36

Sean Wara	Tier 1 Bank Consortiu	10000935	Integral	2861493	spot	2014.03.24	2014.03.24	America/N	1.06805	AUD	NZD	Buy	53,402.50	2014.03.25	96.13
Sean Wara	Tier 1 Bank Consortiu	10000935	Integral	2877374	spot	2014.03.25	2014.03.25	America/N	0.95692	NZD	CAD	Sell	95,692	2014.03.25	140.39
Sean Wara	Tier 1 Bank Consortiu	10000935	Integral	2863910	spot	2014.03.24	2014.03.24	America/N	1.45778	GBP	CHF	Buy	72,889	2014.03.25	178.61
Sean Wara	Tier 1 Bank Consortiu	10000935	Integral	2833046	spot	2014.03.21	2014.03.21	America/N	1.84723	GBP	CAD	Sell	92,361.50	2014.03.26	183.99
Sean Wara	Tier 1 Bank Consortiu	10000935	Integral	2893883	spot	2014.03.25	2014.03.25	America/N	1.07055	AUD	NZD	Buy	53,527.50	2014.03.26	83.06
Sean Wara	Tier 1 Bank Consortiu	10000935	Integral	2930550	spot	2014.03.26	2014.03.26	America/N	1.84262	GBP	CAD	Sell	92,131	2014.03.26	105.79
Sean Wara	Tier 1 Bank Consortiu	10000935	Integral	2957304	spot	2014.03.27	2014.03.27	America/N	1.92114	GBP	NZD	Sell	76,845.60	2014.03.27	253.16
Sean Wara	Tier 1 Bank Consortiu	10000935	Integral	2946665	spot	2014.03.26	2014.03.26	America/N	1.83984	GBP	CAD	Sell	91,992	2014.03.27	111.4
Sean Wara	Tier 1 Bank Consortiu	10000935	Integral	2955247	spot	2014.03.27	2014.03.27	America/N	1.52862	EUR	CAD	Sell	76,431	2014.03.27	407.96
Sean Wara	Tier 1 Bank Consortiu	10000935	Integral	2944399	spot	2014.03.26	2014.03.26	America/N	1.53504	EUR	CAD	Buy	76,752	2014.03.27	-704.73
Sean Wara	Tier 1 Bank Consortiu	10000935	Integral	2944401	spot	2014.03.26	2014.03.26	America/N	1.53484	EUR	CAD	Sell	76,742	2014.03.27	681.98
Sean Wara	Tier 1 Bank Consortiu	10000935	Integral	2960851	spot	2014.03.27	2014.03.27	America/N	1.83713	GBP	CAD	Sell	91,856.50	2014.03.27	276.26
Sean Wara	Tier 1 Bank Consortiu	10000935	Integral	2989978	spot	2014.03.27	2014.03.27	America/N	0.95582	NZD	CAD	Buy	28,674.60	2014.04.01	168.17
Sean Wara	Tier 1 Bank Consortiu	10000935	Integral	2989979	spot	2014.03.27	2014.03.27	America/N	0.95549	NZD	CAD	Sell	28,664.70	2014.04.01	33.19
Sean Wara	Tier 1 Bank Consortiu	10000935	Integral	2944459	spot	2014.03.26	2014.03.26	America/N	1.92739	GBP	NZD	Buy	########	2014.04.02	1063.89
Sean Wara	Tier 1 Bank Consortiu	10000935	Integral	2957305	spot	2014.03.27	2014.03.27	America/N	1.92149	GBP	NZD	Buy	76,859.60	2014.04.02	734.06
Sean Wara	Tier 1 Bank Consortiu	10000935	Integral	2988112	spot	2014.03.27	2014.03.27	America/N	1.91665	GBP	NZD	Sell	38,333	2014.04.02	-458.39
Sean Wara	Tier 1 Bank Consortiu	10000935	Integral	2988111	spot	2014.03.27	2014.03.27	America/N	1.91725	GBP	NZD	Buy	38,345	2014.04.02	435.52
Sean Wara	Tier 1 Bank Consortiu	10000935	Integral	2894201	spot	2014.03.25	2014.03.25	America/N	0.95514	NZD	CAD	Sell	95,514	2014.04.02	895.47
Sean Wara	Tier 1 Bank Consortiu	10000935	Integral	2930592	spot	2014.03.26	2014.03.26	America/N	1.07276	AUD	NZD	Buy	53,638	2014.04.02	306.6
Sean Wara	Tier 1 Bank Consortiu	10000935	Integral	3052369	spot	2014.03.31	2014.03.31	America/N	1.66504	GBP	USD	Sell	83,252	2014.04.03	318
Sean Wara	Tier 1 Bank Consortiu	10000935	Integral	2989961	spot	2014.03.27	2014.03.27	America/N	1.83071	GBP	CAD	Sell	91,535.50	2014.04.04	509.78
Sean Wara	Tier 1 Bank Consortiu	10000935	Integral	3116241	spot	2014.04.02	2014.04.02	America/N	1.08061	AUD	NZD	Buy	54,030.50	2014.04.14	278.14
Sean Wara	Tier 1 Bank Consortiu	10000935	Integral	3199146	spot	2014.04.07	2014.04.07	America/N	89.04	NZD	JPY	Buy	7,123,200	2014.04.15	-1015.57
Sean Wara	Tier 1 Bank Consortiu	10000935	Integral	3199151	spot	2014.04.07	2014.04.07	America/N	89.025	NZD	JPY	Sell	7,122,000	2014.04.15	989.47
Sean Wara	Tier 1 Bank Consortiu	10000935	Integral	3264217	spot	2014.04.08	2014.04.08	America/N	0.86682	NZD	USD	Sell	86,682	2014.04.15	291
Sean Wara	Tier 1 Bank Consortiu	10000935	Integral	3264285	spot	2014.04.08	2014.04.08	America/N	0.867	NZD	USD	Buy	17,340	2014.04.15	-65
Sean Wara	Tier 1 Bank Consortiu	10000935	Integral	3264287	spot	2014.04.08	2014.04.08	America/N	0.86687	NZD	USD	Sell	17,337.40	2014.04.15	59
Sean Wara	Tier 1 Bank Consortiu	10000935	Integral	3115783	spot	2014.04.02	2014.04.02	America/N	1.94332	GBP	NZD	Buy	########	2014.04.17	426.81
Sean Wara	Tier 1 Bank Consortiu	10000935	Integral	3463602	spot	2014.04.16	2014.04.16	America/N	1.09004	AUD	NZD	Sell	54,502	2014.04.17	154.55
Sean Wara	Tier 1 Bank Consortiu	10000935	Integral	3494526	spot	2014.04.17	2014.04.17	America/N	1.95008	GBP	NZD	Buy	########	2014.04.17	471.33
Sean Wara	Tier 1 Bank Consortiu	10000935	Integral	3115792	spot	2014.04.02	2014.04.02	America/N	1.94344	GBP	NZD	Buy	77,737.60	2014.04.17	457.93
Sean Wara	Tier 1 Bank Consortiu	10000935	Integral	3444726	spot	2014.04.15	2014.04.15	America/N	0.87983	USD	CHF	Buy	79,184.70	2014.04.21	360.66
Sean Wara	Tier 1 Bank Consortiu	10000935	Integral	3444730	spot	2014.04.15	2014.04.15	America/N	0.87971	USD	CHF	Sell	17,594.20	2014.04.21	-85.8
Sean Wara	Tier 1 Bank Consortiu	10000935	Integral	3444731	spot	2014.04.15	2014.04.15	America/N	0.87984	USD	CHF	Buy	17,596.80	2014.04.21	77.21
Sean Wara	Tier 1 Bank Consortiu	10000935	Integral	2810674	spot	2014.03.20	2014.03.20	America/N	1.85576	GBP	CAD	Buy	92,788	2014.04.22	17.23
Sean Wara	Tier 1 Bank Consortiu	10000935	Integral	3397136	spot	2014.04.14	2014.04.14	America/N	1.08617	AUD	NZD	Sell	21,723.40	2014.04.23	102.65
Sean Wara	Tier 1 Bank Consortiu	10000935	Integral	3547258	spot	2014.04.21	2014.04.21	America/N	0.82115	EUR	GBP	Buy	82,115	2014.04.23	391.41
Sean Wara	Tier 1 Bank Consortiu	10000935	Integral	3547259	spot	2014.04.21	2014.04.21	America/N	0.82102	EUR	GBP	Sell	41,051	2014.04.23	-220.07
Sean Wara	Tier 1 Bank Consortiu	10000935	Integral	3547260	spot	2014.04.21	2014.04.21	America/N	0.82118	EUR	GBP	Buy	41,059	2014.04.23	194.01
Sean Wara	Tier 1 Bank Consortiu	10000935	Integral	3572802	spot	2014.04.22	2014.04.22	America/N	1.85596	GBP	CAD	Sell	########	2014.04.23	332.26
Sean Wara	Tier 1 Bank Consortiu	10000935	Integral	3572803	spot	2014.04.22	2014.04.22	America/N	1.85629	GBP	CAD	Buy	55,688.70	2014.04.23	-124.64
Sean Wara	Tier 1 Bank Consortiu	10000935	Integral	3572811	spot	2014.04.22	2014.04.22	America/N	1.85601	GBP	CAD	Sell	55,680.30	2014.04.23	108.58
Sean Wara	Tier 1 Bank Consortiu	10000935	Integral	3544532	spot	2014.04.21	2014.04.21	America/N	1.03025	AUD	CAD	Buy	103,025	2014.04.23	-580.61
Sean Wara	Tier 1 Bank Consortiu	10000935	Integral	3544533	spot	2014.04.21	2014.04.21	America/N	1.03	AUD	CAD	Sell	103,000	2014.04.23	538.8
Sean Wara	Tier 1 Bank Consortiu	10000935	Integral	3510819	spot	2014.04.17	2014.04.17	America/N	1.95724	GBP	NZD	Buy	########	2014.04.28	840.35
Sean Wara	Tier 1 Bank Consortiu	10000935	Integral	3510826	spot	2014.04.17	2014.04.17	America/N	1.95708	GBP	NZD	Buy	78,283.20	2014.04.28	424.61
Sean Wara	Tier 1 Bank Consortiu	10000935	Integral	3115982	spot	2014.04.02	2014.04.02	America/N	0.94497	NZD	CAD	Sell	94497	2014.04.28	306.4
Sean Wara	Tier 1 Bank Consortiu	10000935	Integral	2644138	spot	2014.03.13	2014.03.13	America/N	0.94262	NZD	CAD	Sell	94262	2014.04.29	478.71
Sean Wara	Tier 1 Bank Consortiu	10000935	Integral	3699911	spot	2014.04.28	2014.04.28	America/N	0.94134	NZD	CAD	Sell	94134	2014.04.29	367.5
Sean Wara	Tier 1 Bank Consortiu	10000935	Integral	3581768	spot	2014.04.23	2014.04.23	America/N	1.07994	AUD	NZD	Sell	32,398.20	2014.05.02	283.49
Sean Wara	Tier 1 Bank Consortiu	10000935	Integral	3830415	spot	2014.05.05	2014.05.05	America/N	0.86732	NZD	USD	Buy	52,039.20	2014.05.06	220.2
Sean Wara	Tier 1 Bank Consortiu	10000935	Integral	3830429	spot	2014.05.05	2014.05.05	America/N	0.86732	NZD	USD	Buy	86732	2014.05.06	367

Sean Wara	Tier 1 Bank Consortiu	10000935	Integral	3831288	spot	2014.05.05	2014.05.05	America/N	0.86703	NZD	USD	Buy	86703	2014.05.06	508
Sean Wara	Tier 1 Bank Consortiu	10000935	Integral	3855208	spot	2014.05.05	2014.05.05	America/N	0.79894	CAD	CHF	Buy	79894	2014.05.06	304.49
Sean Wara	Tier 1 Bank Consortiu	10000935	Integral	3855259	spot	2014.05.05	2014.05.05	America/N	0.79866	CAD	CHF	Sell	23,959.80	2014.05.06	-106.78
Sean Wara	Tier 1 Bank Consortiu	10000935	Integral	3855264	spot	2014.05.05	2014.05.05	America/N	0.79886	CAD	CHF	Buy	23,959.80	2014.05.06	92.38
Sean Wara	Tier 1 Bank Consortiu	10000935	Integral	3700415	spot	2014.04.28	2014.04.28	America/N	102.447	USD	JPY	Buy	102447	2014.05.06	-818.78
Sean Wara	Tier 1 Bank Consortiu	10000935	Integral	3700416	spot	2014.04.28	2014.04.28	America/N	102.434	USD	JPY	Sell	102434	2014.05.06	793.09
Sean Wara	Tier 1 Bank Consortiu	10000935	Integral	3830473	spot	2014.05.05	2014.05.05	America/N	0.95132	NZD	CAD	Sell	95132	2014.05.07	492.52
Sean Wara	Tier 1 Bank Consortiu	10000935	Integral	3830479	spot	2014.05.05	2014.05.05	America/N	0.95132	NZD	CAD	Sell	95132	2014.05.07	491.6
Sean Wara	Tier 1 Bank Consortiu	10000935	Integral	3606745	spot	2014.04.23	2014.04.23	America/N	0.8004	CAD	CHF	Buy	80,040	2014.05.07	294.81
Sean Wara	Tier 1 Bank Consortiu	10000935	Integral	3606746	spot	2014.04.23	2014.04.23	America/N	0.80015	CAD	CHF	Sell	40,007.50	2014.05.07	-175.37
Sean Wara	Tier 1 Bank Consortiu	10000935	Integral	3606747	spot	2014.04.23	2014.04.23	America/N	0.8004	CAD	CHF	Buy	40,020	2014.05.07	148.55
Sean Wara	Tier 1 Bank Consortiu	10000935	Integral	3581769	spot	2014.04.23	2014.04.23	America/N	1.08025	AUD	NZD	Buy	32,407.50	2014.05.08	87.24
Sean Wara	Tier 1 Bank Consortiu	10000935	Integral	3919555	spot	2014.05.07	2014.05.07	America/N	0.94566	NZD	CAD	Sell	94566	2014.05.08	467.57
Sean Wara	Tier 1 Bank Consortiu	10000935	Integral	3919556	spot	2014.05.07	2014.05.07	America/N	0.94568	NZD	CAD	Sell	94568	2014.05.08	465.69
Sean Wara	Tier 1 Bank Consortiu	10000935	Integral	3934525	spot	2014.05.07	2014.05.07	America/N	0.87539	USD	CHF	Buy	87539	2014.05.08	347.21
Sean Wara	Tier 1 Bank Consortiu	10000935	Integral	3934528	spot	2014.05.07	2014.05.07	America/N	0.87522	USD	CHF	Sell	43,761	2014.05.08	-188.38
Sean Wara	Tier 1 Bank Consortiu	10000935	Integral	3934531	spot	2014.05.07	2014.05.07	America/N	0.87536	USD	CHF	Buy	43,768	2014.05.08	173.04
Sean Wara	Tier 1 Bank Consortiu	10000935	Integral	3969340	spot	2014.05.08	2014.05.08	America/N	0.94024	NZD	CAD	Sell	94024	2014.05.09	337.97
Sean Wara	Tier 1 Bank Consortiu	10000935	Integral	3969341	spot	2014.05.08	2014.05.08	America/N	0.94032	NZD	CAD	Sell	94032	2014.05.09	344.44
Sean Wara	Tier 1 Bank Consortiu	10000935	Integral	3934510	spot	2014.05.07	2014.05.07	America/N	1.6965	GBP	USD	Sell	169,650	2014.05.09	316
Sean Wara	Tier 1 Bank Consortiu	10000935	Integral	3934518	spot	2014.05.07	2014.05.07	America/N	1.69665	GBP	USD	Buy	84,832.50	2014.05.09	-176.5
Sean Wara	Tier 1 Bank Consortiu	10000935	Integral	3934522	spot	2014.05.07	2014.05.07	America/N	1.69652	GBP	USD	Sell	84,826	2014.05.09	158.5
Sean Wara	Tier 1 Bank Consortiu	10000935	Integral	3830418	spot	2014.05.05	2014.05.05	America/N	0.86657	NZD	USD	Sell	51,994.20	2014.05.09	307.8
Sean Wara	Tier 1 Bank Consortiu	10000935	Integral	3979322	spot	2014.05.09	2014.05.09	America/N	1.83432	GBP	CAD	Buy	91,716	2014.05.13	277.34
Sean Wara	Tier 1 Bank Consortiu	10000935	Integral	4023207	spot	2014.05.12	2014.05.12	America/N	1.46909	EUR	AUD	Sell	146,909	2014.05.14	949.91
Sean Wara	Tier 1 Bank Consortiu	10000935	Integral	4023203	spot	2014.05.12	2014.05.12	America/N	1.49748	GBP	CHF	Sell	149748	2014.05.14	616.74
Sean Wara	Tier 1 Bank Consortiu	10000935	Integral	4023204	spot	2014.05.12	2014.05.12	America/N	1.49773	GBP	CHF	Buy	74,886.50	2014.05.14	-330.33
Sean Wara	Tier 1 Bank Consortiu	10000935	Integral	4023205	spot	2014.05.12	2014.05.12	America/N	1.49752	GBP	CHF	Sell	74,876	2014.05.14	302.2
Sean Wara	Tier 1 Bank Consortiu	10000935	Integral	4023206	spot	2014.05.12	2014.05.12	America/N	1.46925	EUR	AUD	Buy	146925	2014.05.20	432.52
Sean Wara	Tier 1 Bank Consortiu	10000935	Integral	4062281	spot	2014.05.14	2014.05.14	America/N	1.45876	EUR	AUD	Sell	72,938	2014.05.20	-710.28
Sean Wara	Tier 1 Bank Consortiu	10000935	Integral	4062283	spot	2014.05.14	2014.05.14	America/N	1.45898	EUR	AUD	Buy	72,949	2014.05.20	692.91
Sean Wara	Tier 1 Bank Consortiu	10000935	Integral	4003420	spot	2014.05.09	2014.05.09	America/N	0.86115	NZD	USD	Sell	51,669	2014.05.20	201
Sean Wara	Tier 1 Bank Consortiu	10000935	Integral	4033262	spot	2014.05.13	2014.05.13	America/N	1.84066	GBP	CAD	Buy	92,033	2014.05.21	131.52
Sean Wara	Tier 1 Bank Consortiu	10000935	Integral	3978527	spot	2014.05.09	2014.05.09	America/N	0.93593	NZD	CAD	Sell	93593	2014.05.23	546.9
Sean Wara	Tier 1 Bank Consortiu	10000935	Integral	3978528	spot	2014.05.09	2014.05.09	America/N	0.93593	NZD	CAD	Sell	93593	2014.05.23	547.82
Sean Wara	Tier 1 Bank Consortiu	10000935	Integral	4023195	spot	2014.05.12	2014.05.12	America/N	0.81552	EUR	GBP	Sell	40,776	2014.05.27	400.94
Sean Wara	Tier 1 Bank Consortiu	10000935	Integral	4268573	spot	2014.05.23	2014.05.23	America/N	0.92968	NZD	CAD	Sell	92968	2014.05.27	276.7
Sean Wara	Tier 1 Bank Consortiu	10000935	Integral	4268574	spot	2014.05.23	2014.05.23	America/N	0.92969	NZD	CAD	Sell	92969	2014.05.27	279.47
Sean Wara	Tier 1 Bank Consortiu	10000935	Integral	4187857	spot	2014.05.20	2014.05.20	America/N	0.85761	NZD	USD	Sell	51,456.60	2014.05.27	237
Sean Wara	Tier 1 Bank Consortiu	10000935	Integral	4211183	spot	2014.05.21	2014.05.21	America/N	0.80968	EUR	GBP	Buy	80968	2014.05.28	522.49
Sean Wara	Tier 1 Bank Consortiu	10000935	Integral	4211194	spot	2014.05.21	2014.05.21	America/N	0.80956	EUR	GBP	Sell	40,478	2014.05.28	-279.71
Sean Wara	Tier 1 Bank Consortiu	10000935	Integral	4211196	spot	2014.05.21	2014.05.21	America/N	0.80968	EUR	GBP	Buy	80968	2014.05.28	256.24
Sean Wara	Tier 1 Bank Consortiu	10000935	Integral	4298269	spot	2014.05.27	2014.05.27	America/N	0.92637	NZD	CAD	Sell	92637	2014.05.28	384.06
Sean Wara	Tier 1 Bank Consortiu	10000935	Integral	4298270	spot	2014.05.27	2014.05.27	America/N	0.92637	NZD	CAD	Sell	92637	2014.05.28	383.14
Sean Wara	Tier 1 Bank Consortiu	10000935	Integral	4306302	spot	2014.05.27	2014.05.27	America/N	0.85349	NZD	USD	Sell	51,209.40	2014.05.28	247.8
Sean Wara	Tier 1 Bank Consortiu	10000935	Integral	3725364	spot	2014.04.29	2014.04.29	America/N	0.85455	NZD	USD	Sell	85455	2014.05.28	519
Sean Wara	Tier 1 Bank Consortiu	10000935	Integral	3725367	spot	2014.04.29	2014.04.29	America/N	0.85455	NZD	USD	Sell	85455	2014.05.28	519
Sean Wara	Tier 1 Bank Consortiu	10000935	Integral	4283612	spot	2014.05.26	2014.05.26	America/N	1.50666	GBP	CHF	Sell	########	2014.05.29	599.85
Sean Wara	Tier 1 Bank Consortiu	10000935	Integral	4283617	spot	2014.05.26	2014.05.26	America/N	1.5069	GBP	CHF	Buy	75,345	2014.05.29	-317.28
Sean Wara	Tier 1 Bank Consortiu	10000935	Integral	4283618	spot	2014.05.26	2014.05.26	America/N	1.50665	GBP	CHF	Sell	75,332.50	2014.05.29	270.99
Sean Wara	Tier 1 Bank Consortiu	10000935	Integral	3946491	spot	2014.05.08	2014.05.08	America/N	1.08271	AUD	NZD	Buy	54,135.50	2014.05.29	394.17
Sean Wara	Tier 1 Bank Consortiu	10000935	Integral	3188910	spot	2014.04.04	2014.04.04	America/N	1.81942	GBP	CAD	Sell	90,971	2014.05.29	358.33
Sean Wara	Tier 1 Bank Consortiu	10000935	Integral	4320710	spot	2014.05.28	2014.05.28	America/N	0.9219	NZD	CAD	Sell	92190	2014.05.29	348.58

Sean Wara	Tier 1 Bank Consortiu	10000935	Integral	4320766	spot	2014.05.28	2014.05.28	America/N	0.92189	NZD	CAD	Sell	92189	2014.05.29	346.73
Sean Wara	Tier 1 Bank Consortiu	10000935	Integral	4320787	spot	2014.05.28	2014.05.28	America/N	0.84919	NZD	USD	Sell	50,951.40	2014.05.29	152.4
Sean Wara	Tier 1 Bank Consortiu	10000935	Integral	4320800	spot	2014.05.28	2014.05.28	America/N	0.84919	NZD	USD	Sell	84919	2014.05.29	242
Sean Wara	Tier 1 Bank Consortiu	10000935	Integral	4320803	spot	2014.05.28	2014.05.28	America/N	0.84919	NZD	USD	Sell	84919	2014.05.29	240
Sean Wara	Tier 1 Bank Consortiu	10000935	Integral	4355193	spot	2014.05.29	2014.05.29	America/N	0.84662	NZD	USD	Sell	84662	2014.06.04	464
Sean Wara	Tier 1 Bank Consortiu	10000935	Integral	4355194	spot	2014.05.29	2014.05.29	America/N	0.84662	NZD	USD	Sell	84662	2014.06.04	463
Sean Wara	Tier 1 Bank Consortiu	10000935	Integral	4355189	spot	2014.05.29	2014.05.29	America/N	0.84656	NZD	USD	Sell	50,793.60	2014.06.04	273.6
Sean Wara	Tier 1 Bank Consortiu	10000935	Integral	3699896	spot	2014.05.28	2014.04.28	America/N	1.96992	GBP	NZD	Buy	########	2014.06.04	1076.33
Sean Wara	Tier 1 Bank Consortiu	10000935	Integral	4338127	spot	2014.05.29	2014.05.29	America/N	1.09337	AUD	NZD	Buy	54,668.50	2014.06.04	405.72
Sean Wara	Tier 1 Bank Consortiu	10000935	Integral	4432464	spot	2014.06.04	2014.06.04	America/N	1.98634	GBP	NZD	Buy	########	2014.06.04	376.17
Sean Wara	Tier 1 Bank Consortiu	10000935	Integral	4399987	spot	2014.06.02	2014.06.02	America/N	0.89937	USD	CHF	Sell	89937	2014.06.06	899.76
Sean Wara	Tier 1 Bank Consortiu	10000935	Integral	4399990	spot	2014.06.02	2014.06.02	America/N	0.89952	USD	CHF	Buy	53,971.20	2014.06.06	-562.86
Sean Wara	Tier 1 Bank Consortiu	10000935	Integral	4399991	spot	2014.06.02	2014.06.02	America/N	0.89937	USD	CHF	Sell	89937	2014.06.06	536.46
Sean Wara	Tier 1 Bank Consortiu	10000935	Integral	4477387	spot	2014.06.05	2014.06.05	America/N	0.81006	EUR	GBP	Buy	81006	2014.06.06	408.56
Sean Wara	Tier 1 Bank Consortiu	10000935	Integral	4528420	spot	2014.06.09	2014.06.09	America/N	172.141	GBP	JPY	Sell	172141	2014.06.10	646.57
Sean Wara	Tier 1 Bank Consortiu	10000935	Integral	4528423	spot	2014.06.09	2014.06.09	America/N	172.164	GBP	JPY	Buy	8,608,200	2014.06.10	-350.2
Sean Wara	Tier 1 Bank Consortiu	10000935	Integral	4528424	spot	2014.06.09	2014.06.09	America/N	172.141	GBP	JPY	Sell	8,607,050	2014.06.10	322.31
Sean Wara	Tier 1 Bank Consortiu	10000935	Integral	4338129	spot	2014.05.29	2014.05.29	America/N	1.0931	AUD	NZD	Sell	54,655	2014.06.12	384.16
Sean Wara	Tier 1 Bank Consortiu	10000935	Integral	4556370	spot	2014.06.10	2014.06.10	America/N	1.50694	GBP	CHF	Buy	75,347	2014.06.12	394.01
Sean Wara	Tier 1 Bank Consortiu	10000935	Integral	4322075	spot	2014.05.28	2014.05.28	America/N	0.81254	EUR	GBP	Sell	32,501.60	2014.06.12	645.21
Sean Wara	Tier 1 Bank Consortiu	10000935	Integral	4601109	spot	2014.06.12	2014.06.12	America/N	0.80405	EUR	GBP	Sell	80405	2014.06.12	179.04
Sean Wara	Tier 1 Bank Consortiu	10000935	Integral	4601112	spot	2014.06.12	2014.06.12	America/N	0.80405	EUR	GBP	Sell	40,202.50	2014.06.12	89.52
Sean Wara	Tier 1 Bank Consortiu	10000935	Integral	4440789	spot	2014.06.04	2014.06.04	America/N	1.99224	GBP	NZD	Buy	########	2014.06.12	-3126.97
Sean Wara	Tier 1 Bank Consortiu	10000935	Integral	4023194	spot	2014.05.12	2014.05.12	America/N	0.81566	EUR	GBP	Buy	-2544.14	2014.06.12	-2544.14
Sean Wara	Tier 1 Bank Consortiu	10000935	Integral	4355170	spot	2014.05.29	2014.05.29	America/N	0.91783	NZD	CAD	Sell	91783	2014.06.12	-2381.35
Sean Wara	Tier 1 Bank Consortiu	10000935	Integral	4432417	spot	2014.06.04	2014.06.04	America/N	0.84183	NZD	USD	Sell	84183	2014.06.12	-2739
Sean Wara	Tier 1 Bank Consortiu	10000935	Integral	4432418	spot	2014.06.04	2014.06.04	America/N	0.84184	NZD	USD	Sell	84184	2014.06.12	-2740
Sean Wara	Tier 1 Bank Consortiu	10000935	Integral	2764358	spot	2014.03.1	2014.03.19	America/N	0.96437	NZD	CAD	Buy	96437	2014.06.12	-1945.86
Sean Wara	Tier 1 Bank Consortiu	10000935	Integral	2764544	spot	2014.03.1	2014.03.19	America/N	0.96362	NZD	CAD	Buy	96362	2014.06.12	-1875.84
Sean Wara	Tier 1 Bank Consortiu	10000935	Integral	3023005	spot	2014.03.3	2014.03.31	America/N	1.92016	GBP	NZD	Sell	########	2014.06.12	-1941.49
Sean Wara	Tier 1 Bank Consortiu	10000935	Integral	4355171	spot	2014.05.2	2014.05.29	America/N	0.91783	NZD	CAD	Sell	91783	2014.06.12	-2381.35
Sean Wara	Tier 1 Bank Consortiu	10000935	Integral	4432424	spot	2014.06.04	2014.06.04	America/N	0.84186	NZD	USD	Sell	50,511.60	2014.06.12	-1642.8
Sean Wara	Tier 1 Bank Consortiu	10000935	Integral	4528258	spot	2014.06.09	2014.06.09	America/N	0.81007	EUR	GBP	Buy	81007	2014.06.12	-1601.44
Sean Wara	Tier 1 Bank Consortiu	10000935	Integral	4556368	spot	2014.06.10	2014.06.10	America/N	1.50668	GBP	CHF	Sell	150668	2014.06.12	-1562.93
Sean Wara	Tier 1 Bank Consortiu	10000935	Integral	3902413	spot	2014.05.06	2014.05.06	America/N	0.87635	NZD	USD	Buy	87635	2014.06.13	-770
Sean Wara	Tier 1 Bank Consortiu	10000935	Integral	4528299	spot	2014.06.09	2014.06.09	America/N	0.80996	EUR	GBP	Sell	32,398.40	2014.06.13	647.45
Sean Wara	Tier 1 Bank Consortiu	10000935	Integral	4440823	spot	2014.06.04	2014.06.04	America/N	1.10231	AUD	NZD	Buy	33,069.30	2014.06.13	-420.65
Sean Wara	Tier 1 Bank Consortiu	10000935	Integral	4440824	spot	2014.06.04	2014.06.04	America/N	1.10197	AUD	NZD	Sell	33,059.10	2014.06.13	403.52
Sean Wara	Tier 1 Bank Consortiu	10000935	Integral	4023196	spot	2014.05.12	2014.05.12	America/N	0.81566	EUR	GBP	Buy	40,783	2014.06.17	-1405.21
Sean Wara	Tier 1 Bank Consortiu	10000935	Integral	4355160	spot	2014.05.29	2014.05.29	America/N	1.81144	GBP	CAD	Sell	90,572	2014.06.17	-1534.98
Sean Wara	Tier 1 Bank Consortiu	10000935	Integral	2652686	spot	2014.03.14	2014.03.14	America/N	1.05516	AUD	NZD	Sell	52,758	2014.06.17	-1078.57
Sean Wara	Tier 1 Bank Consortiu	10000935	Integral	3023019	spot	2014.03.31	2014.03.31	America/N	1.92016	GBP	NZD	Sell	76,806.40	2014.06.17	-1374.71
Sean Wara	Tier 1 Bank Consortiu	10000935	Integral	3902415	spot	2014.05.06	2014.05.06	America/N	0.87637	NZD	USD	Buy	87637	2014.06.17	-980
Sean Wara	Tier 1 Bank Consortiu	10000935	Integral	4556377	spot	2014.06.10	2014.06.10	America/N	1.50668	GBP	CHF	Sell	75,334	2014.06.17	-1049.75
Sean Wara	Tier 1 Bank Consortiu	10000935	Integral	4322077	spot	2014.05.28	2014.05.28	America/N	0.81267	EUR	GBP	Buy	32,506.80	2014.06.17	-921.83
Sean Wara	Tier 1 Bank Consortiu	10000935	Integral	4580850	spot	2014.06.11	2014.06.11	America/N	1.09674	AUD	NZD	Buy	54,837	2014.06.17	-754.7
Sean Wara	Tier 1 Bank Consortiu	10000935	Integral	4528304	spot	2014.06.09	2014.06.09	America/N	0.8101	EUR	GBP	Buy	32,404	2014.06.17	-748.67
Sean Wara	Tier 1 Bank Consortiu	10000935	Integral	3902427	spot	2014.05.06	2014.05.06	America/N	0.87645	NZD	USD	Buy	52,587	2014.06.17	-609.6
Sean Wara	Tier 1 Bank Consortiu	10000935	Integral	4580613	spot	2014.06.11	2014.06.11	America/N	1.09645	AUD	NZD	Buy	54,822.50	2014.06.17	-731.58
Sean Wara	Tier 1 Bank Consortiu	10000935	Integral	3699902	spot	2014.04.28	2014.04.28	America/N	1.96993	GBP	NZD	Buy	78,797.20	2014.06.17	-395.37
Sean Wara	Tier 1 Bank Consortiu	10000935	Integral	4613430	spot	2014.06.13	2014.06.13	America/N	0.80023	EUR	GBP	Buy	40,011.50	2014.06.17	-100.09
Sean Wara	Tier 1 Bank Consortiu	10000935	Integral	4614835	spot	2014.06.13	2014.06.13	America/N	0.7992	EUR	GBP	Sell	31,968	2014.06.17	-15.61
Sean Wara	Tier 1 Bank Consortiu	10000935	Integral	4617533	spot	2014.06.13	2014.06.13	America/N	1.52356	GBP	CHF	Sell	30,471.20	2014.06.17	-34.7

Sean Wara	Tier 1 Bank Consortiu	10000935	Integral	4614719	spot	2014.06.13	2014.06.13	America/N	0.79933	EUR	GBP	Sell	39,966.50	2014.06.17	-5.94
Sean Wara	Tier 1 Bank Consortiu	10000935	Integral	4614721	spot	2014.06.13	2014.06.13	America/N	0.79933	EUR	GBP	Sell	31,973.20	2014.06.17	-2.71
Sean Wara	Tier 1 Bank Consortiu	10000935	Integral	4614743	spot	2014.06.13	2014.06.13	America/N	0.79933	EUR	GBP	Sell	39,966.50	2014.06.17	-2.54
Sean Wara	Tier 1 Bank Consortiu	10000935	Integral	4211267	spot	2014.05.21	2014.05.21	America/N	1.8438	GBP	CAD	Buy	92,190	2014.06.17	15.18
Sean Wara	Tier 1 Bank Consortiu	10000935	Integral	4601080	spot	2014.06.12	2014.06.12	America/N	1.08408	AUD	NZD	Sell	54,204	2014.06.17	173.25
Sean Wara	Tier 1 Bank Consortiu	10000935	Integral	4613414	spot	2014.06.13	2014.06.13	America/N	0.86864	NZD	USD	Sell	52,118.40	2014.06.17	138.6
Sean Wara	Tier 1 Bank Consortiu	10000935	Integral	4613413	spot	2014.06.13	2014.06.13	America/N	0.86864	NZD	USD	Sell	86864	2014.06.17	365
Sean Wara	Tier 1 Bank Consortiu	10000935	Integral	4613504	spot	2014.06.13	2014.06.13	America/N	1.5213	GBP	CHF	Buy	76,065	2014.06.17	289.99
Sean Wara	Tier 1 Bank Consortiu	10000935	Integral	4670954	spot	2014.06.17	2014.06.17	America/N	0.79846	EUR	GBP	Buy	7,984.60	2014.06.30	37.15
Sean Wara	Tier 1 Bank Consortiu	10000935	Integral	4670956	spot	2014.06.17	2014.06.17	America/N	0.79832	EUR	GBP	Sell	3,991.60	2014.06.30	-21.39
Sean Wara	Tier 1 Bank Consortiu	10000935	Integral	4670957	spot	2014.06.17	2014.06.17	America/N	0.79845	EUR	GBP	Buy	3,992.25	2014.06.30	18.92
Sean Wara	Tier 1 Bank Consortiu	10000935	Integral	4848142	spot	2014.06.30	2014.06.30	America/N	0.80075	EUR	GBP	Sell	4,003.75	2014.07.02	44.4
Sean Wara	Tier 1 Bank Consortiu	10000935	Integral	4818769	spot	2014.06.26	2014.06.26	America/N	1.0689	USD	CAD	Sell	10,689	2014.07.04	48.6
Sean Wara	Tier 1 Bank Consortiu	10000935	Integral	5080255	spot	2014.07.16	2014.07.16	America/N	0.79148	EUR	GBP	Sell	3,957.40	2014.07.16	18.42
Sean Wara	Tier 1 Bank Consortiu	10000935	Integral	5080256	spot	2014.07.16	2014.07.16	America/N	0.79147	EUR	GBP	Sell	7,914.70	2014.07.16	36.67
Sean Wara	Tier 1 Bank Consortiu	10000935	Integral	5099471	spot	2014.07.17	2014.07.17	America/N	112.99	CHF	JPY	Sell	1,129,900	2014.07.21	8.78
Sean Wara	Tier 1 Bank Consortiu	10000935	Integral	5137289	spot	2014.07.21	2014.07.21	America/N	112.787	CHF	JPY	Sell	1,127,870	2014.07.22	18.41
Sean Wara	Tier 1 Bank Consortiu	10000935	Integral	5171158	spot	2014.07.22	2014.07.22	America/N	0.78937	EUR	GBP	Sell	7,893.70	2014.07.23	1.88
Sean Wara	Tier 1 Bank Consortiu	10000935	Integral	5164568	spot	2014.07.22	2014.07.22	America/N	112.562	CHF	JPY	Sell	1,125,620	2014.07.23	16.17
Sean Wara	Tier 1 Bank Consortiu	10000935	Integral	5199993	spot	2014.07.24	2014.07.24	America/N	1.66546	EUR	SGD	Buy	11,658.22	2014.07.24	28.04
Sean Wara	Tier 1 Bank Consortiu	10000935	Integral	5190949	spot	2014.07.23	2014.07.23	America/N	1.66495	EUR	SGD	Buy	3,329.90	2014.07.24	9.15
Sean Wara	Tier 1 Bank Consortiu	10000935	Integral	5165749	spot	2014.07.22	2014.07.22	America/N	0.78994	EUR	GBP	Buy	7,899.40	2014.07.24	57.02
Sean Wara	Tier 1 Bank Consortiu	10000935	Integral	4774342	spot	2014.06.24	2014.06.24	America/N	1.07407	USD	CAD	Buy	5,370.35	2014.07.24	0.09
Sean Wara	Tier 1 Bank Consortiu	10000935	Integral	4774340	spot	2014.06.24	2014.06.24	America/N	1.07391	USD	CAD	Sell	5,369.55	2014.07.24	-1.58
Sean Wara	Tier 1 Bank Consortiu	10000935	Integral	5136165	spot	2014.07.21	2014.07.21	America/N	1.07383	USD	CAD	Sell	10,738.30	2014.07.24	-10.23
Sean Wara	Tier 1 Bank Consortiu	10000935	Integral	4774334	spot	2014.06.24	2014.06.24	America/N	1.07406	USD	CAD	Buy	10,740.60	2014.07.24	6.51
Sean Wara	Tier 1 Bank Consortiu	10000935	Integral	5177381	spot	2014.07.23	2014.07.23	America/N	112.376	CHF	JPY	Sell	1,123,760	2014.07.24	-47.42
Sean Wara	Tier 1 Bank Consortiu	10000935	Integral	5080546	spot	2014.07.1	2014.07.1	America/N	113.521	CHF	JPY	Buy	1,135,210	2014.07.2	-67.16
Sean Wara	Tier 1 Bank Consortiu	10000935	Integral	5215298	spot	2014.07.24	2014.07.24	America/N	1.67053	EUR	SGD	Sell	6,682.12	2014.07.25	11.15
Sean Wara	Tier 1 Bank Consortiu	10000935	Integral	5214069	spot	2014.07.24	2014.07.24	America/N	0.79343	EUR	GBP	Buy	7,934.30	2014.07.28	-41.42
Sean Wara	Tier 1 Bank Consortiu	10000935	Integral	5200072	spot	2014.07.24	2014.07.24	America/N	0.78951	EUR	GBP	Sell	7,895.10	2014.07.28	-28.69
Sean Wara	Tier 1 Bank Consortiu	10000935	Integral	5231717	spot	2014.07.25	2014.07.25	America/N	1.66675	EUR	SGD	Sell	15,000.75	2014.07.28	1.96
Sean Wara	Tier 1 Bank Consortiu	10000935	Integral	5218499	spot	2014.07.25	2014.07.25	America/N	10.53575	GBP	NOK	Sell	52,678.75	2014.07.29	-33.71
Sean Wara	Tier 1 Bank Consortiu	10000935	Integral	5231808	spot	2014.07.25	2014.07.25	America/N	1.66696	EUR	SGD	Sell	15,002.64	2014.07.29	-17.6
Sean Wara	Tier 1 Bank Consortiu	10000935	Integral	5215149	spot	2014.07.24	2014.07.24	America/N	1.8256	GBP	CAD	Buy	9,128	2014.07.29	41.71
Sean Wara	Tier 1 Bank Consortiu	10000935	Integral	5231787	spot	2014.07.25	2014.07.25	America/N	1.66693	EUR	SGD	Sell	6,667.72	2014.07.29	-0.09
Sean Wara	Tier 1 Bank Consortiu	10000935	Integral	5215299	spot	2014.07.24	2014.07.24	America/N	1.67097	EUR	SGD	Buy	6,683.88	2014.07.29	-14.54
Sean Wara	Tier 1 Bank Consortiu	10000935	Integral	5190951	spot	2014.07.23	2014.07.23	America/N	1.70364	GBP	USD	Buy	3,407.28	2014.07.30	-26.78
Sean Wara	Tier 1 Bank Consortiu	10000935	Integral	5190953	spot	2014.07.23	2014.07.23	America/N	1.70351	GBP	USD	Sell	3,407.02	2014.07.30	26.26
Sean Wara	Tier 1 Bank Consortiu	10000935	Integral	5177375	spot	2014.07.23	2014.07.23	America/N	0.78861	EUR	GBP	Sell	3,943.05	2014.07.31	-33.85
Sean Wara	Tier 1 Bank Consortiu	10000935	Integral	4848143	spot	2014.06.30	2014.06.30	America/N	0.80088	EUR	GBP	Buy	4,004.40	2014.07.31	-70.4
Sean Wara	Tier 1 Bank Consortiu	10000935	Integral	5250510	spot	2014.07.29	2014.07.29	America/N	1.8349	GBP	CAD	Buy	9,174.50	2014.08.01	30.44
Sean Wara	Tier 1 Bank Consortiu	10000935	Integral	5262172	spot	2014.07.29	2014.07.29	America/N	1.6669	EUR	SGD	Buy	8,334.50	2014.08.01	29.84
Sean Wara	Tier 1 Bank Consortiu	10000935	Integral	5305834	spot	2014.08.01	2014.08.01	America/N	1.84194	GBP	CAD	Buy	9,209.70	2014.08.05	32.29
Sean Wara	Tier 1 Bank Consortiu	10000935	Integral	5215168	spot	2014.07.24	2014.07.24	America/N	1.67127	EUR	SGD	Buy	15,041.43	2014.08.06	-17.59
Sean Wara	Tier 1 Bank Consortiu	10000935	Integral	5262174	spot	2014.07.29	2014.07.29	America/N	1.66653	EUR	SGD	Sell	14,998.77	2014.08.06	-19.75
Sean Wara	Tier 1 Bank Consortiu	10000935	Integral	5340095	spot	2014.08.04	2014.08.04	America/N	1.67217	EUR	SGD	Buy	8,360.85	2014.08.06	-13.58
Sean Wara	Tier 1 Bank Consortiu	10000935	Integral	5215158	spot	2014.07.24	2014.07.24	America/N	1.67117	EUR	SGD	Buy	15,040.53	2014.08.08	44.68
Sean Wara	Tier 1 Bank Consortiu	10000935	Integral	5339766	spot	2014.08.04	2014.08.04	America/N	0.797	EUR	GBP	Buy	3,985	2014.08.08	20.71
Sean Wara	Tier 1 Bank Consortiu	10000935	Integral	5339767	spot	2014.08.04	2014.08.04	America/N	0.79686	EUR	GBP	Sell	3,984.30	2014.08.08	-23.06
Sean Wara	Tier 1 Bank Consortiu	10000935	Integral	5340096	spot	2014.08.04	2014.08.04	America/N	1.67172	EUR	SGD	Sell	3,343.44	2014.08.08	-9.75
Sean Wara	Tier 1 Bank Consortiu	10000935	Integral	5340098	spot	2014.08.04	2014.08.04	America/N	1.67212	EUR	SGD	Buy	3,344.24	2014.08.0	8.33
Sean Wara	Tier 1 Bank Consortiu	10000935	Integral	5446285	spot	2014.08.1	2014.08.13	America/N	0.92064	NZD	CAD	Buy	6,444.48	2014.08.13	26.01

Sean Wara	Tier 1 Bank Consortiu	10000935	Integral	5446286	spot	2014.08.13	2014.08.13	America/N	0.92037	NZD	CAD	Sell	2,761.11	2014.08.13	-12.6
Sean Wara	Tier 1 Bank Consortiu	10000935	Integral	5446287	spot	2014.08.13	2014.08.13	America/N	0.92062	NZD	CAD	Buy	2,761.86	2014.08.13	11.2
Sean Wara	Tier 1 Bank Consortiu	10000935	Integral	5422604	spot	2014.08.11	2014.08.11	America/N	1.09736	USD	CAD	Buy	7,681.52	2014.08.14	-52.51
Sean Wara	Tier 1 Bank Consortiu	10000935	Integral	5422605	spot	2014.08.11	2014.08.11	America/N	1.09718	USD	CAD	Sell	7,680.26	2014.08.14	50.31
Sean Wara	Tier 1 Bank Consortiu	10000935	Integral	5467647	spot	2014.08.14	2014.08.14	America/N	1.66923	EUR	SGD	Sell	9,127.15	2014.08.15	19.96
Sean Wara	Tier 1 Bank Consortiu	10000935	Integral	5215152	spot	2014.07.24	2014.07.24	America/N	1.82543	GBP	CAD	Sell	9,127.15	2014.08.18	23.05
Sean Wara	Tier 1 Bank Consortiu	10000935	Integral	5509693	spot	2014.08.18	2014.08.18	America/N	1.66548	EUR	SGD	Sell	6,661.92	2014.08.18	11.12
Sean Wara	Tier 1 Bank Consortiu	10000935	Integral	5512758	spot	2014.08.18	2014.08.18	America/N	1.66153	EUR	SGD	Sell	6,646.12	2014.08.22	12.81
Sean Wara	Tier 1 Bank Consortiu	10000935	Integral	5528554	spot	2014.08.19	2014.08.19	America/N	1.66038	EUR	SGD	Sell	13,283.04	2014.08.22	21.47
Sean Wara	Tier 1 Bank Consortiu	10000935	Integral	5509669	spot	2014.08.18	2014.08.18	America/N	1.21101	EUR	CHF	Buy	3,633.03	2014.08.22	-3.61
Sean Wara	Tier 1 Bank Consortiu	10000935	Integral	5585238	spot	2014.08.22	2014.08.22	America/N	1.65355	EUR	SGD	Buy	8,267.75	2014.08.25	-7.28
Sean Wara	Tier 1 Bank Consortiu	10000935	Integral	5509671	spot	2014.08.18	2014.08.18	America/N	1.21084	EUR	CHF	Sell	3,632.52	2014.08.25	7.7
Sean Wara	Tier 1 Bank Consortiu	10000935	Integral	5509676	spot	2014.08.18	2014.08.18	America/N	1.21103	EUR	CHF	Buy	3,633.09	2014.08.25	-11.87
Sean Wara	Tier 1 Bank Consortiu	10000935	Integral	5592381	spot	2014.08.25	2014.08.25	America/N	1.6523	EUR	SGD	Sell	4,956.90	2014.08.2	5.47
Sean Wara	Tier 1 Bank Consortiu	10000935	Integral	5592382	spot	2014.08.25	2014.08.25	America/N	1.65272	EUR	SGD	Buy	4,958.16	2014.08.25	-8.02
Sean Wara	Tier 1 Bank Consortiu	10000935	Integral	5592380	spot	2014.08.25	2014.08.25	America/N	1.65272	EUR	SGD	Buy	4,958.16	2014.08.25	-8.38
Sean Wara	Tier 1 Bank Consortiu	10000935	Integral	5592441	spot	2014.08.25	2014.08.25	America/N	1.65203	EUR	SGD	Sell	6,608.12	2014.08.26	16.06
Sean Wara	Tier 1 Bank Consortiu	10000935	Integral	5601196	spot	2014.08.25	2014.08.25	America/N	1.64938	EUR	SGD	Sell	13,195.04	2014.08.27	25.67
Sean Wara	Tier 1 Bank Consortiu	10000935	Integral	5366037	spot	2014.08.06	2014.08.06	America/N	1.85043	GBP	CAD	Buy	9,252.15	2014.08.28	-239.77
Sean Wara	Tier 1 Bank Consortiu	10000935	Integral	5467642	spot	2014.08.14	2014.08.14	America/N	1.66972	EUR	SGD	Buy	13,357.76	2014.08.28	-154.65
Sean Wara	Tier 1 Bank Consortiu	10000935	Integral	4848137	spot	2014.06.30	2014.06.30	America/N	0.80086	EUR	GBP	Buy	8,008.60	2014.08.28	-102.97
Sean Wara	Tier 1 Bank Consortiu	10000935	Integral	5177370	spot	2014.07.23	2014.07.23	America/N	0.78861	EUR	GBP	Sell	7,886.10	2014.08.28	-107.31
Sean Wara	Tier 1 Bank Consortiu	10000935	Integral	5467649	spot	2014.08.14	2014.08.14	America/N	1.66972	EUR	SGD	Buy	6,678.88	2014.08.28	-77.65
Sean Wara	Tier 1 Bank Consortiu	10000935	Integral	5502542	spot	2014.08.18	2014.08.18	America/N	1.82045	GBP	CAD	Buy	5,461.35	2014.08.28	-61.18
Sean Wara	Tier 1 Bank Consortiu	10000935	Integral	5620865	spot	2014.08.27	2014.08.27	America/N	1.64286	EUR	SGD	Sell	13,142.88	2014.08.28	-26
Sean Wara	Tier 1 Bank Consortiu	10000935	Integral	5601239	spot	2014.08.25	2014.08.25	America/N	104.017	USD	JPY	Buy	312,051	2014.08.28	-8.88
Sean Wara	Tier 1 Bank Consortiu	10000935	Integral	5620864	spot	2014.08.27	2014.08.27	America/N	1.64292	EUR	SGD	Sell	6,571.68	2014.08.28	-12.97
Sean Wara	Tier 1 Bank Consortiu	10000935	Integral	5641674	spot	2014.08.28	2014.08.28	America/N	1.20708	EUR	CHF	Buy	2,414.16	2014.08.28	-3.37
Sean Wara	Tier 1 Bank Consortiu	10000935	Integral	5641705	spot	2014.08.28	2014.08.28	America/N	2.0693	GBP	SGD	Buy	4,138.60	2014.08.28	1.65
Sean Wara	Tier 1 Bank Consortiu	10000935	Integral	5641712	spot	2014.08.28	2014.08.28	America/N	2.06886	GBP	SGD	Sell	2,068.86	2014.08.28	-3.05
Sean Wara	Tier 1 Bank Consortiu	10000935	Integral	5641714	spot	2014.08.28	2014.08.28	America/N	2.0694	GBP	SGD	Buy	2,069.40	2014.08.28	0.74
Sean Wara	Tier 1 Bank Consortiu	10000935	Integral	5502545	spot	2014.08.18	2014.08.18	America/N	1.81991	GBP	CAD	Sell	5,459.73	2014.08.28	55.45
Sean Wara	Tier 1 Bank Consortiu	10000935	Integral	5601237	spot	2014.08.25	2014.08.25	America/N	104.003	USD	JPY	Sell	312,009	2014.08.28	7.52
Sean Wara	Tier 1 Bank Consortiu	10000935	Integral	5502540	spot	2014.08.18	2014.08.18	America/N	1.81989	GBP	CAD	Sell	9,099.45	2014.08.28	92.32
Sean Wara	Tier 1 Bank Consortiu	10000935	Integral	5672610	spot	2014.09.01	2014.09.01	America/N	104.162	USD	JPY	Buy	104,162	2014.09.02	8.02
Sean Wara	Tier 1 Bank Consortiu	10000935	Integral	5683502	spot	2014.09.01	2014.09.01	America/N	1.64095	EUR	SGD	Buy	1,640.95	2014.09.02	3.53
Sean Wara	Tier 1 Bank Consortiu	10000935	Integral	5683484	spot	2014.09.01	2014.09.01	America/N	1.64097	EUR	SGD	Buy	1,640.97	2014.09.02	3.53
Sean Wara	Tier 1 Bank Consortiu	10000935	Integral	5683501	spot	2014.09.01	2014.09.01	America/N	1.64063	EUR	SGD	Sell	1,640.63	2014.09.02	-4.1
Sean Wara	Tier 1 Bank Consortiu	10000935	Integral	5672710	spot	2014.09.01	2014.09.01	America/N	1.80342	GBP	CAD	Buy	1,803.42	2014.09.03	-9.97
Sean Wara	Tier 1 Bank Consortiu	10000935	Integral	5672711	spot	2014.09.01	2014.09.01	America/N	1.80308	GBP	CAD	Sell	1,803.08	2014.09.03	9.47
Sean Wara	Tier 1 Bank Consortiu	10000935	Integral	5725400	spot	2014.09.03	2014.09.03	America/N	0.79889	EUR	GBP	Buy	798.89	2014.09.03	-0.36
Sean Wara	Tier 1 Bank Consortiu	10000935	Integral	5673034	spot	2014.09.01	2014.09.01	America/N	1.80467	GBP	CAD	Buy	1,804.67	2014.09.04	-25.99
Sean Wara	Tier 1 Bank Consortiu	10000935	Integral	5672705	spot	2014.09.01	2014.09.01	America/N	1.80301	GBP	CAD	Sell	1,803.01	2014.09.04	24.25
Sean Wara	Tier 1 Bank Consortiu	10000935	Integral	5701804	spot	2014.09.02	2014.09.02	America/N	105.096	USD	JPY	Buy	105,096	2014.09.05	2.9
Sean Wara	Tier 1 Bank Consortiu	10000935	Integral	5754150	spot	2014.09.04	2014.09.04	America/N	1.62445	EUR	SGD	Buy	3,248.90	2014.09.05	-2.42
Sean Wara	Tier 1 Bank Consortiu	10000935	Integral	5702466	spot	2014.09.02	2014.09.02	America/N	105.104	USD	JPY	Sell	105,104	2014.09.05	0.7
Sean Wara	Tier 1 Bank Consortiu	10000935	Integral	5702463	spot	2014.09.02	2014.09.02	America/N	105.118	USD	JPY	Buy	105,118	2014.09.05	-0.95
Sean Wara	Tier 1 Bank Consortiu	10000935	Integral	5725402	spot	2014.09.03	2014.09.03	America/N	0.79888	EUR	GBP	Buy	798.88	2014.09.08	3.05
Sean Wara	Tier 1 Bank Consortiu	10000935	Integral	5725401	spot	2014.09.03	2014.09.03	America/N	0.79875	EUR	GBP	Sell	798.75	2014.09.08	-3.49
Sean Wara	Tier 1 Bank Consortiu	10000935	Integral	5758119	spot	2014.09.05	2014.09.05	America/N	105.543	USD	JPY	Buy	105,543	2014.09.09	5.25
Sean Wara	Tier 1 Bank Consortiu	10000935	Integral	5758053	spot	2014.09.05	2014.09.05	America/N	105.571	USD	JPY	Buy	211,142	2014.09.09	11.85
Sean Wara	Tier 1 Bank Consortiu	10000935	Integral	5754160	spot	2014.09.04	2014.09.04	America/N	1.62403	EUR	SGD	Sell	1,624.03	2014.09.09	-4.46
Sean Wara	Tier 1 Bank Consortiu	10000935	Integral	5754163	spot	2014.09.04	2014.09.04	America/N	1.62458	EUR	SGD	Buy	1,624.58	2014.09.09	3.69

Sean Wara	Tier 1 Bank Consortiu	10000935	Integral	5792258	spot	2014.09.08	2014.09.08	America/N	106.035	USD	JPY	Buy	106035	2014.09.11	9.02
Sean Wara	Tier 1 Bank Consortiu	10000935	Integral	5812048	spot	2014.09.09	2014.09.09	America/N	106.203	USD	JPY	Buy	106203	2014.09.12	9.31
Sean Wara	Tier 1 Bank Consortiu	10000935	Integral	5812035	spot	2014.09.09	2014.09.09	America/N	106.219	USD	JPY	Buy	212,438	2014.09.12	20.15
Sean Wara	Tier 1 Bank Consortiu	10000935	Integral	5814013	spot	2014.09.09	2014.09.09	America/N	171.083	GBP	JPY	Buy	171083	2014.09.17	33.11
Sean Wara	Tier 1 Bank Consortiu	10000935	Integral	5922275	spot	2014.09.17	2014.09.17	America/N	174.898	GBP	JPY	Buy	174898	2014.09.17	3.76
Sean Wara	Tier 1 Bank Consortiu	10000935	Integral	5920152	spot	2014.09.17	2014.09.17	America/N	174.652	GBP	JPY	Buy	174652	2014.09.17	6.97
Sean Wara	Tier 1 Bank Consortiu	10000935	Integral	5859966	spot	2014.09.11	2014.09.11	America/N	106.943	USD	JPY	Buy	106943	2014.09.17	4.75
Sean Wara	Tier 1 Bank Consortiu	10000935	Integral	5812031	spot	2014.09.09	2014.09.09	America/N	106.208	USD	JPY	Buy	212,416	2014.09.17	25.87
Sean Wara	Tier 1 Bank Consortiu	10000935	Integral	5920214	spot	2014.09.17	2014.09.17	America/N	107.219	USD	JPY	Buy	107219	2014.09.17	3.54
Sean Wara	Tier 1 Bank Consortiu	10000935	Integral	5859789	spot	2014.09.11	2014.09.11	America/N	106.941	USD	JPY	Buy	106941	2014.09.17	6.3
Sean Wara	Tier 1 Bank Consortiu	10000935	Integral	5859793	spot	2014.09.11	2014.09.11	America/N	106.928	USD	JPY	Sell	106928	2014.09.17	-6.56
Sean Wara	Tier 1 Bank Consortiu	10000935	Integral	5930232	spot	2014.09.17	2014.09.17	America/N	107.647	USD	JPY	Buy	215,294	2014.09.17	6.7
Sean Wara	Tier 1 Bank Consortiu	10000935	Integral	5930229	spot	2014.09.17	2014.09.17	America/N	107.64	USD	JPY	Buy	107640	2014.09.17	4.24
Sean Wara	Tier 1 Bank Consortiu	10000935	Integral	5930234	spot	2014.09.17	2014.09.17	America/N	107.642	USD	JPY	Buy	215,284	2014.09.17	8.44
Sean Wara	Tier 1 Bank Consortiu	10000935	Integral	5942305	spot	2014.09.18	2014.09.18	America/N	108.682	USD	JPY	Buy	108682	2014.09.18	-0.19
Sean Wara	Tier 1 Bank Consortiu	10000935	Integral	5942306	spot	2014.09.18	2014.09.18	America/N	108.668	USD	JPY	Sell	108668	2014.09.18	-0.07
Sean Wara	Tier 1 Bank Consortiu	10000935	Integral	5930199	spot	2014.09.17	2014.09.17	America/N	175.719	GBP	JPY	Buy	175719	2014.09.18	11.77
Sean Wara	Tier 1 Bank Consortiu	10000935	Integral	5928082	spot	2014.09.17	2014.09.17	America/N	175.349	GBP	JPY	Buy	175349	2014.09.18	16.11
Sean Wara	Tier 1 Bank Consortiu	10000935	Integral	5957099	spot	2014.09.18	2014.09.18	America/N	140.337	EUR	JPY	Buy	140337	2014.09.18	0.06
Sean Wara	Tier 1 Bank Consortiu	10000935	Integral	5937621	spot	2014.09.17	2014.09.17	America/N	108.292	USD	JPY	Buy	216,584	2014.09.19	15.7
Sean Wara	Tier 1 Bank Consortiu	10000935	Integral	5937616	spot	2014.09.17	2014.09.17	America/N	108.288	USD	JPY	Buy	108288	2014.09.19	8.35
Sean Wara	Tier 1 Bank Consortiu	10000935	Integral	6013339	spot	2014.09.23	2014.09.23	America/N	98.615	CAD	JPY	Buy	98,615	2014.09.23	0.11
Sean Wara	Tier 1 Bank Consortiu	10000935	Integral	6013371	spot	2014.09.23	2014.09.23	America/N	98.613	CAD	JPY	Sell	98613	2014.09.23	-0.3
Sean Wara	Tier 1 Bank Consortiu	10000935	Integral	6013376	spot	2014.09.23	2014.09.23	America/N	98.63	CAD	JPY	Buy	98,630	2014.09.23	0
Sean Wara	Tier 1 Bank Consortiu	10000935	Integral	6020180	spot	2014.09.24	2014.09.24	America/N	0.88513	AUD	USD	Buy	885.13	2014.09.24	-0.27
Sean Wara	Tier 1 Bank Consortiu	10000935	Integral	6020174	spot	2014.09.24	2014.09.24	America/N	0.88486	AUD	USD	Sell	884.86	2014.09.24	-0.25
Sean Wara	Tier 1 Bank Consortiu	10000935	Integral	6020175	spot	2014.09.24	2014.09.24	America/N	0.88502	AUD	USD	Buy	885.02	2014.09.24	-0.06
Sean Wara	Tier 1 Bank Consortiu	10000935	Integral	6042727	spot	2014.09.25	2014.09.25	America/N	86.11	SGD	JPY	Buy	86,110	2014.09.25	-0.44
Sean Wara	Tier 1 Bank Consortiu	10000935	Integral	6042729	spot	2014.09.25	2014.09.25	America/N	86.076	SGD	JPY	Sell	86,076	2014.09.25	-0.13
Sean Wara	Tier 1 Bank Consortiu	10000935	Integral	6052635	spot	2014.09.26	2014.09.26	America/N	1.11673	AUD	SGD	Sell	1,116.73	2014.09.30	5.54
Sean Wara	Tier 1 Bank Consortiu	10000935	Integral	5702460	spot	2014.09.02	2014.09.02	America/N	105.103	USD	JPY	Sell	210,206	2014.10.0	-70.87
Sean Wara	Tier 1 Bank Consortiu	10000935	Integral	5672608	spot	2014.09.01	2014.09.01	America/N	104.148	USD	JPY	Sell	104148	2014.10.0	-44.52
Sean Wara	Tier 1 Bank Consortiu	10000935	Integral	5792312	spot	2014.09.08	2014.09.08	America/N	105.958	USD	JPY	Sell	211,916	2014.10.03	-55.67
Sean Wara	Tier 1 Bank Consortiu	10000935	Integral	5672611	spot	2014.09.01	2014.09.01	America/N	104.149	USD	JPY	Sell	104,149	2014.10.0	-44.53
Sean Wara	Tier 1 Bank Consortiu	10000935	Integral	5814014	spot	2014.09.09	2014.09.09	America/N	171.06	GBP	JPY	Sell	171060	2014.10.03	-38.77
Sean Wara	Tier 1 Bank Consortiu	10000935	Integral	5944271	spot	2014.09.18	2014.09.18	America/N	177.195	GBP	JPY	Buy	177195	2014.10.03	-20.33
Sean Wara	Tier 1 Bank Consortiu	10000935	Integral	5944273	spot	2014.09.18	2014.09.18	America/N	177.192	GBP	JPY	Buy	177192	2014.10.03	-20.32
Sean Wara	Tier 1 Bank Consortiu	10000935	Integral	5964203	spot	2014.09.19	2014.09.19	America/N	109.399	USD	JPY	Buy	218,798	2014.10.03	-8.28
Sean Wara	Tier 1 Bank Consortiu	10000935	Integral	6116711	spot	2014.10.01	2014.10.01	America/N	1.11065	AUD	SGD	Sell	1,110.65	2014.10.03	-6.57
Sean Wara	Tier 1 Bank Consortiu	10000935	Integral	5920153	spot	2014.09.17	2014.09.17	America/N	174.628	GBP	JPY	Sell	174628	2014.10.0	-6.68
Sean Wara	Tier 1 Bank Consortiu	10000935	Integral	6116715	spot	2014.10.0	2014.10.01	America/N	1.11065	AUD	SGD	Sell	1,110.65	2014.10.0	-6.57
Sean Wara	Tier 1 Bank Consortiu	10000935	Integral	5964201	spot	2014.09.19	2014.09.19	America/N	109.401	USD	JPY	Buy	109401	2014.10.03	-4.55
Sean Wara	Tier 1 Bank Consortiu	10000935	Integral	6129682	spot	2014.10.02	2014.10.02	America/N	1.11922	AUD	SGD	Buy	1,119.22	2014.10.03	-4.28
Sean Wara	Tier 1 Bank Consortiu	10000935	Integral	6129686	spot	2014.10.02	2014.10.0	America/N	1.11927	AUD	SGD	Buy	1,119.22	2014.10.03	-5.89
Sean Wara	Tier 1 Bank Consortiu	10000935	Integral	6052634	spot	2014.09.26	2014.09.26	America/N	1.11712	AUD	SGD	Buy	1117.12	2014.10.03	-2.22
Sean Wara	Tier 1 Bank Consortiu	10000935	Integral	5937622	spot	2014.09.17	2014.09.17	America/N	108.298	USD	JPY	Buy	216,596	2014.10.06	27.68
Sean Wara	Tier 1 Bank Consortiu	10000935	Integral	5930236	spot	2014.09.17	2014.09.17	America/N	107.641	USD	JPY	Buy	107641	2014.10.06	19.2
Sean Wara	Tier 1 Bank Consortiu	10000935	Integral	6129685	spot	2014.10.02	2014.10.02	America/N	1.11883	AUD	SGD	Sell	1118.83	2014.10.06	3.75
Sean Wara	Tier 1 Bank Consortiu	10000935	Integral	6052636	spot	2014.09.26	2014.09.26	America/N	1.11707	AUD	SGD	Buy	1117.07	2014.10.06	-6.29
Sean Wara	Tier 1 Bank Consortiu	10000935	Integral	6557405	spot	2014.11.04	2014.11.04	America/N	88.101	SGD	JPY	Sell	88,101	2014.11.07	-10.72
Sean Wara	Tier 1 Bank Consortiu	10000935	Integral	6557409	spot	2014.11.04	2014.11.04	America/N	88.141	SGD	JPY	Buy	88141	2014.11.07	6.91
Sean Wara	Tier 1 Bank Consortiu	10000935	Integral	6557410	spot	2014.11.04	2014.11.04	America/N	88.101	SGD	JPY	Sell	88101	2014.11.0	-11.54
Sean Wara	Tier 1 Bank Consortiu	10000935	Integral	7536186	spot	2015.01.28	2015.01.28	America/N	0.74844	EUR	GBP	Buy	748.44	2015.02.03	11.99

Sean Wara	Tier 1 Bank Consortiu	10000935	Integral	7581223	spot	2015.02.02	2015.02.02	America/N	1.13347	EUR	USD	Sell	1,133.47	2015.02.03	-10.12
Sean Wara	Tier 1 Bank Consortiu	10000935	Integral	7581224	spot	2015.02.02	2015.02.02	America/N	1.13359	EUR	USD	Buy	1,133.59	2015.02.03	9.8
Sean Wara	Tier 1 Bank Consortiu	10000935	Integral	7581221	spot	2015.02.02	2015.02.02	America/N	1.13353	EUR	USD	Buy	1,133.53	2015.02.0	19.47
Sean Wara	Tier 1 Bank Consortiu	10000935	Integral	7536184	spot	2015.01.28	2015.01.28	America/N	0.74826	EUR	GBP	Sell	748.26	2015.02.0	-13.5
Sean Wara	Tier 1 Bank Consortiu	10000935	Integral	7536183	spot	2015.01.28	2015.01.28	America/N	0.74842	EUR	GBP	Buy	748.42	2015.02.03	13
Sean Wara	Tier 1 Bank Consortiu	10000935	Integral	7536117	spot	2015.01.28	2015.01.28	America/N	0.72166	AUD	CHF	Sell	721.66	2015.02.04	3.35
Sean Wara	Tier 1 Bank Consortiu	10000935	Integral	7536116	spot	2015.01.28	2015.01.28	America/N	0.72211	AUD	CHF	Buy	722.11	2015.02.04	-4.28
Sean Wara	Tier 1 Bank Consortiu	10000935	Integral	7606352	spot	2015.02.04	2015.02.04	America/N	0.73883	NZD	USD	Buy	738.83	2015.02.0	0.18
Sean Wara	Tier 1 Bank Consortiu	10000935	Integral	7606353	spot	2015.02.04	2015.02.04	America/N	0.73846	NZD	USD	Sell	738.46	2015.02.05	-0.72
Sean Wara	Tier 1 Bank Consortiu	10000935	Integral	7606354	spot	2015.02.04	2015.02.04	America/N	0.73862	NZD	USD	Buy	738.62	2015.02.05	0.37
Sean Wara	Tier 1 Bank Consortiu	10000935	Integral	7636431	spot	2015.02.05	2015.02.05	America/N	0.73895	NZD	USD	Buy	738.95	2015.02.17	12.8
Sean Wara	Tier 1 Bank Consortiu	10000935	Integral	7636428	spot	2015.02.05	2015.02.05	America/N	0.73869	NZD	USD	Sell	738.69	2015.02.17	-13.24
Sean Wara	Tier 1 Bank Consortiu	10000935	Integral	7636429	spot	2015.02.05	2015.02.05	America/N	0.73893	NZD	USD	Buy	738.93	2015.02.17	12.82
Sean Wara	Tier 1 Bank Consortiu	10000935	Integral	7636397	spot	2015.02.05	2015.02.05	America/N	0.74829	EUR	GBP	Sell	748.29	2015.02.23	23.22
Sean Wara	Tier 1 Bank Consortiu	10000935	Integral	7845627	spot	2015.02.25	2015.02.25	America/N	7.46735	EUR	DKK	Sell	7,467.35	2015.02.26	-0.23
Sean Wara	Tier 1 Bank Consortiu	10000935	Integral	7846930	spot	2015.02.25	2015.02.25	America/N	0.73195	EUR	GBP	Sell	731.95	2015.02.26	4.58
Sean Wara	Tier 1 Bank Consortiu	10000935	Integral	7818591	spot	2015.02.24	2015.02.24	America/N	0.73406	EUR	GBP	Sell	734.06	2015.03.02	12.47
Sean Wara	Tier 1 Bank Consortiu	10000935	Integral	7894121	spot	2015.03.02	2015.03.02	America/N	1.11925	EUR	USD	Sell	1,119.25	2015.03.05	11.35
Sean Wara	Tier 1 Bank Consortiu	10000935	Integral	7927360	spot	2015.03.05	2015.03.05	America/N	1.10768	EUR	USD	Sell	1107.68	2015.03.05	5.3
Sean Wara	Tier 1 Bank Consortiu	10000935	Integral	7927361	spot	2015.03.05	2015.03.05	America/N	1.10771	EUR	USD	Sell	1107.71	2015.03.05	5.84
Sean Wara	Tier 1 Bank Consortiu	10000935	Integral	7941901	spot	2015.03.05	2015.03.05	America/N	1.10255	EUR	USD	Sell	1102.55	2015.03.06	7.48
Sean Wara	Tier 1 Bank Consortiu	10000935	Integral	7941876	spot	2015.03.05	2015.03.05	America/N	1.10317	EUR	USD	Sell	1103.17	2015.03.06	9.78
Sean Wara	Tier 1 Bank Consortiu	10000935	Integral	7847010	spot	2015.02.25	2015.02.25	America/N	1.35395	USD	SGD	Buy	1353.95	2015.03.06	18.92
Sean Wara	Tier 1 Bank Consortiu	10000935	Integral	7961730	spot	2015.03.06	2015.03.06	America/N	1.37988	USD	SGD	Buy	1379.88	2015.03.06	-0.22
Sean Wara	Tier 1 Bank Consortiu	10000935	Integral	7961723	spot	2015.03.06	2015.03.06	America/N	1.37954	USD	SGD	Sell	1379.54	2015.03.06	-1.17
Sean Wara	Tier 1 Bank Consortiu	10000935	Integral	7964822	spot	2015.03.06	2015.03.06	America/N	1.0848	EUR	USD	Sell	1,084.80	2015.03.10	7.8
Sean Wara	Tier 1 Bank Consortiu	10000935	Integral	7961490	spot	2015.03.06	2015.03.06	America/N	1.08847	EUR	USD	Sell	1088.47	2015.03.10	13.46
Sean Wara	Tier 1 Bank Consortiu	10000935	Integral	7961492	spot	2015.03.06	2015.03.06	America/N	1.08851	EUR	USD	Sell	1088.51	2015.03.10	13.35
Sean Wara	Tier 1 Bank Consortiu	10000935	Integral	7946724	spot	2015.03.06	2015.03.06	America/N	0.72293	EUR	GBP	Sell	722.93	2015.03.10	13.43
Sean Wara	Tier 1 Bank Consortiu	10000935	Integral	7946725	spot	2015.03.06	2015.03.06	America/N	0.72294	EUR	GBP	Sell	722.94	2015.03.10	18.1
Sean Wara	Tier 1 Bank Consortiu	10000935	Integral	7964528	spot	2015.03.06	2015.03.06	America/N	1.38118	USD	SGD	Buy	1381.18	2015.03.10	6.39
Sean Wara	Tier 1 Bank Consortiu	10000935	Integral	7991168	spot	2015.03.10	2015.03.10	America/N	1.07661	EUR	USD	Sell	1076.61	2015.03.11	11.63
Sean Wara	Tier 1 Bank Consortiu	10000935	Integral	7991238	spot	2015.03.10	2015.03.10	America/N	1.07738	EUR	USD	Sell	1077.38	2015.03.11	12.4
Sean Wara	Tier 1 Bank Consortiu	10000935	Integral	7991165	spot	2015.03.10	2015.03.10	America/N	1.0765	EUR	USD	Sell	1076.5	2015.03.11	12.5
Sean Wara	Tier 1 Bank Consortiu	10000935	Integral	7991241	spot	2015.03.10	2015.03.10	America/N	1.07729	EUR	USD	Sell	1077.29	2015.03.11	13.29
Sean Wara	Tier 1 Bank Consortiu	10000935	Integral	7997255	spot	2015.03.10	2015.03.10	America/N	0.70984	EUR	GBP	Sell	709.84	2015.03.11	11.81
Sean Wara	Tier 1 Bank Consortiu	10000935	Integral	8230108	spot	2015.03.27	2015.03.27	America/N	0.72983	EUR	GBP	Sell	729.83	2015.03.31	6.03
Sean Wara	Tier 1 Bank Consortiu	10000935	Integral	8007264	spot	2015.03.11	2015.03.11	America/N	0.70505	EUR	GBP	Sell	705.05	2015.04.0	-45.33
Sean Wara	Tier 1 Bank Consortiu	10000935	Integral	7894118	spot	2015.03.02	2015.03.02	America/N	1.11936	EUR	USD	Buy	1119.36	2015.04.03	-32.42
Sean Wara	Tier 1 Bank Consortiu	10000935	Integral	7894122	spot	2015.03.02	2015.03.02	America/N	1.11935	EUR	USD	Buy	1119.35	2015.04.03	-32.41
Sean Wara	Tier 1 Bank Consortiu	10000935	Integral	7991279	spot	2015.03.10	2015.03.10	America/N	0.71401	EUR	GBP	Sell	714.01	2015.04.03	-31.93
Sean Wara	Tier 1 Bank Consortiu	10000935	Integral	8007053	spot	2015.03.11	2015.03.11	America/N	1.06062	EUR	USD	Sell	1060.62	2015.04.03	-29.34
Sean Wara	Tier 1 Bank Consortiu	10000935	Integral	8007060	spot	2015.03.11	2015.03.11	America/N	1.06092	EUR	USD	Sell	1060.92	2015.04.03	-28.48
Sean Wara	Tier 1 Bank Consortiu	10000935	Integral	8007061	spot	2015.03.11	2015.03.11	America/N	1.06095	EUR	USD	Sell	1060.95	2015.04.03	-27.63
Sean Wara	Tier 1 Bank Consortiu	10000935	Integral	8007064	spot	2015.03.11	2015.03.11	America/N	1.06102	EUR	USD	Sell	1061.02	2015.04.03	-28.33
Sean Wara	Tier 1 Bank Consortiu	10000935	Integral	7997371	spot	2015.03.11	2015.03.11	America/N	1.39072	USD	SGD	Buy	1390.72	2015.04.0	-27.18
Sean Wara	Tier 1 Bank Consortiu	10000935	Integral	7636396	spot	2015.02.05	2015.02.05	America/N	0.74847	EUR	GBP	Buy	748.47	2015.04.03	-23.32
Sean Wara	Tier 1 Bank Consortiu	10000935	Integral	7636398	spot	2015.02.05	2015.02.05	America/N	0.74847	EUR	GBP	Buy	748.47	2015.04.03	-23.4
Sean Wara	Tier 1 Bank Consortiu	10000935	Integral	8257136	spot	2015.03.31	2015.03.31	America/N	0.72551	EUR	GBP	Sell	725.51	2015.04.03	-14.31
Sean Wara	Tier 1 Bank Consortiu	10000935	Integral	8295799	spot	2015.04.03	2015.04.03	America/N	1.08824	EUR	USD	Buy	1088.24	2015.04.03	8.66
Sean Wara	Tier 1 Bank Consortiu	10000935	Integral	7847011	spot	2015.02.25	2015.02.25	America/N	1.35379	USD	SGD	Sell	1353.79	2015.04.03	4.42
Sean Wara	Tier 1 Bank Consortiu	10000935	Integral	7961489	spot	2015.03.06	2015.03.06	America/N	1.08861	EUR	USD	Buy	1088.61	2015.04.03	10.94
Sean Wara	Tier 1 Bank Consortiu	10000935	Integral	7961491	spot	2015.03.06	2015.03.06	America/N	1.08862	EUR	USD	Buy	1088.62	2015.04.03	10.7

Sean Wara	Tier 1 Bank Consortiu	10000935	Integral	8322890	spot	2015.04.07	2015.04.07	America/N	1.01034	AUD	NZD	Buy	1010.34	2015.04.0	5.51
Sean Wara	Tier 1 Bank Consortiu	10000935	Integral	8334431	spot	2015.04.07	2015.04.07	America/N	0.72861	EUR	GBP	Sell	728.61	2015.04.08	4.41
Sean Wara	Tier 1 Bank Consortiu	10000935	Integral	8321794	spot	2015.04.07	2015.04.07	America/N	1.09341	EUR	USD	Sell	1093.41	2015.04.0	20.91
Sean Wara	Tier 1 Bank Consortiu	10000935	Integral	8326260	spot	2015.04.07	2015.04.07	America/N	1.02054	AUD	NZD	Buy	1020.54	2015.04.16	-0.01
Sean Wara	Tier 1 Bank Consortiu	10000935	Integral	8468561	spot	2015.04.16	2015.04.16	America/N	1.02027	AUD	NZD	Sell	1020.27	2015.04.16	1.52
Sean Wara	Tier 1 Bank Consortiu	10000935	Integral	8355745	spot	2015.04.08	2015.04.08	America/N	0.72316	EUR	GBP	Sell	723.16	2015.04.16	7.27
Sean Wara	Tier 1 Bank Consortiu	10000935	Integral	8499131	spot	2015.04.20	2015.04.20	America/N	1.39661	EUR	NZD	Sell	1396.61	2015.04.21	3.53
Sean Wara	Tier 1 Bank Consortiu	10000935	Integral	8523694	spot	2015.04.22	2015.04.22	America/N	1.01222	AUD	NZD	Buy	1012.22	2015.04.23	5.9
Sean Wara	Tier 1 Bank Consortiu	10000935	Integral	8499132	spot	2015.04.20	2015.04.20	America/N	1.39692	EUR	NZD	Buy	1396.92	2015.04.23	13.68
Sean Wara	Tier 1 Bank Consortiu	10000935	Integral	8484344	spot	2015.04.17	2015.04.17	America/N	0.7208	EUR	GBP	Sell	720.8	2015.04.27	6.44
Sean Wara	Tier 1 Bank Consortiu	10000935	Integral	8323577	spot	2015.04.07	2015.04.07	America/N	1.09453	EUR	USD	Buy	1094.53	2015.04.29	9.45
Sean Wara	Tier 1 Bank Consortiu	10000935	Integral	8600162	spot	2015.04.29	2015.04.29	America/N	1.37654	EUR	AUD	Buy	1376.54	2015.04.29	6.83
Sean Wara	Tier 1 Bank Consortiu	10000935	Integral	8600256	spot	2015.04.29	2015.04.29	America/N	1.37597	EUR	AUD	Sell	1375.97	2015.04.29	-7.53
Sean Wara	Tier 1 Bank Consortiu	10000935	Integral	8600262	spot	2015.04.29	2015.04.29	America/N	1.37592	EUR	AUD	Buy	1375.92	2015.04.29	7.29
Sean Wara	Tier 1 Bank Consortiu	10000935	Integral	8600718	spot	2015.04.29	2015.04.29	America/N	1.32765	EUR	CAD	Buy	1327.65	2015.04.2	6.18
Sean Wara	Tier 1 Bank Consortiu	10000935	Integral	8600748	spot	2015.04.29	2015.04.29	America/N	1.3279	EUR	CAD	Sell	1327.9	2015.04.29	-6.09
Sean Wara	Tier 1 Bank Consortiu	10000935	Integral	8600749	spot	2015.04.29	2015.04.29	America/N	1.32808	EUR	CAD	Buy	1328.08	2015.04.29	5.76
Sean Wara	Tier 1 Bank Consortiu	10000935	Integral	8546629	spot	2015.04.23	2015.04.23	America/N	1.42497	EUR	NZD	Buy	1424.97	2015.04.30	26.9
Sean Wara	Tier 1 Bank Consortiu	10000935	Integral	8548226	spot	2015.04.23	2015.04.23	America/N	1.02557	AUD	NZD	Buy	1025.57	2015.04.30	19.37
Sean Wara	Tier 1 Bank Consortiu	10000935	Integral	8607911	spot	2015.04.30	2015.04.30	America/N	1.46025	EUR	NZD	Buy	1460.25	2015.04.3	11.19
Sean Wara	Tier 1 Bank Consortiu	10000935	Integral	8633531	spot	2015.05.0	2015.05.0	America/N	1.32372	USD	SGD	Sell	1323.72	2015.05.0	-0.24
Sean Wara	Tier 1 Bank Consortiu	10000935	Integral	8633532	spot	2015.05.0	2015.05.0	America/N	1.32399	USD	SGD	Buy	1323.99	2015.05.0	-0.19
Sean Wara	Tier 1 Bank Consortiu	10000935	Integral	8633565	spot	2015.05.0	2015.05.0	America/N	90.414	SGD	JPY	Buy	90414	2015.05.0	-0.3
Sean Wara	Tier 1 Bank Consortiu	10000935	Integral	8633566	spot	2015.05.01	2015.05.01	America/N	90.377	SGD	JPY	Sell	90377	2015.05.0	-0.31
Sean Wara	Tier 1 Bank Consortiu	10000935	Integral	8588929	spot	2015.04.2	2015.04.28	America/N	0.71608	EUR	GBP	Buy	716.08	2015.05.0	31.98
Sean Wara	Tier 1 Bank Consortiu	10000935	Integral	8633529	spot	2015.05.0	2015.05.0	America/N	1.32399	USD	SGD	Buy	1323.99	2015.05.0	1.91
Sean Wara	Tier 1 Bank Consortiu	10000935	Integral	8633522	spot	2015.05.0	2015.05.0	America/N	90.392	SGD	JPY	Sell	90392	2015.05.0	-0.21
Sean Wara	Tier 1 Bank Consortiu	10000935	Integral	8641162	spot	2015.05.0	2015.05.01	America/N	0.78133	AUD	USD	Sell	781.33	2015.05.0	-1.34
Sean Wara	Tier 1 Bank Consortiu	10000935	Integral	8607924	spot	2015.04.3	2015.04.3	America/N	1.0508	AUD	NZD	Buy	1050.8	2015.05.0	7.07
Sean Wara	Tier 1 Bank Consortiu	10000935	Integral	8633385	spot	2015.05.0	2015.05.0	America/N	1.47886	EUR	NZD	Buy	1478.86	2015.05.0	12.07
Sean Wara	Tier 1 Bank Consortiu	10000935	Integral	8645021	spot	2015.05.0	2015.05.04	America/N	0.9528	AUD	CAD	Buy	952.8	2015.05.0	7.11
Sean Wara	Tier 1 Bank Consortiu	10000935	Integral	8645022	spot	2015.05.0	2015.05.04	America/N	0.9525	AUD	CAD	Sell	952.5	2015.05.0	-7.53
Sean Wara	Tier 1 Bank Consortiu	10000935	Integral	8645023	spot	2015.05.0	2015.05.0	America/N	0.95275	AUD	CAD	Buy	952.75	2015.05.0	7.14
Sean Wara	Tier 1 Bank Consortiu	10000935	Integral	8689500	spot	2015.05.0	2015.05.0	America/N	99.21	CAD	JPY	Buy	99210	2015.05.0	-0.34
Sean Wara	Tier 1 Bank Consortiu	10000935	Integral	8638918	spot	2015.05.0	2015.05.0	America/N	0.74003	EUR	GBP	Buy	740.03	2015.05.0	10.62
Sean Wara	Tier 1 Bank Consortiu	10000935	Integral	8607974	spot	2015.04.3	2015.04.3	America/N	0.91434	NZD	CAD	Sell	914.34	2015.05.0	11.09
Sean Wara	Tier 1 Bank Consortiu	10000935	Integral	8702141	spot	2015.05.0	2015.05.08	America/N	0.90082	NZD	CAD	Sell	900.82	2015.05.1	9.02
Sean Wara	Tier 1 Bank Consortiu	10000935	Integral	8671742	spot	2015.05.0	2015.05.0	America/N	1.0626	AUD	NZD	Buy	1062.6	2015.05.1	15.75
Sean Wara	Tier 1 Bank Consortiu	10000935	Integral	8742021	spot	2015.05.1	2015.05.1	America/N	2.12422	GBP	NZD	Sell	2,124.22	2015.05.1	7.33
Sean Wara	Tier 1 Bank Consortiu	10000935	Integral	8641164	spot	2015.05.0	2015.05.0	America/N	0.7814	AUD	USD	Buy	781.4	2015.05.1	22.64
Sean Wara	Tier 1 Bank Consortiu	10000935	Integral	8304320	spot	2015.04.0	2015.04.03	America/N	1.10061	EUR	USD	Buy	1100.61	2015.05.1	44.39
Sean Wara	Tier 1 Bank Consortiu	10000935	Integral	8732625	spot	2015.05.1	2015.05.1	America/N	0.7175	EUR	GBP	Buy	717.5	2015.05.15	14.96
Sean Wara	Tier 1 Bank Consortiu	10000935	Integral	8671760	spot	2015.05.0	2015.05.0	America/N	1.49694	EUR	NZD	Buy	1496.94	2015.05.1	31.94
Sean Wara	Tier 1 Bank Consortiu	10000935	Integral	8780601	spot	2015.05.1	2015.05.1	America/N	187.76	GBP	JPY	Buy	187760	2015.05.2	9.57
Sean Wara	Tier 1 Bank Consortiu	10000935	Integral	8917330	spot	2015.05.2	2015.05.2	America/N	0.72978	NZD	USD	Sell	729.78	2015.05.2	-0.64
Sean Wara	Tier 1 Bank Consortiu	10000935	Integral	8731932	spot	2015.05.1	2015.05.12	America/N	0.71672	EUR	GBP	Sell	716.72	2015.05.2	14.29
Sean Wara	Tier 1 Bank Consortiu	10000935	Integral	8588926	spot	2015.04.2	2015.04.2	America/N	0.71597	EUR	GBP	Sell	715.97	2015.05.2	10.1
Sean Wara	Tier 1 Bank Consortiu	10000935	Integral	8843690	spot	2015.05.1	2015.05.1	America/N	0.7373	NZD	USD	Sell	737.3	2015.05.2	12.82
Sean Wara	Tier 1 Bank Consortiu	10000935	Integral	8967550	spot	2015.05.2	2015.05.2	America/N	1.98849	GBP	AUD	Buy	1988.49	2015.05.2	7.01
Sean Wara	Tier 1 Bank Consortiu	10000935	Integral	8893661	spot	2015.05.2	2015.05.2	America/N	189.715	GBP	JPY	Buy	189715	2015.05.2	5.53
Sean Wara	Tier 1 Bank Consortiu	10000935	Integral	8966163	spot	2015.05.2	2015.05.2	America/N	0.72195	NZD	USD	Sell	721.95	2015.05.2	7.01
Sean Wara	Tier 1 Bank Consortiu	10000935	Integral	8641165	spot	2015.05.0	2015.05.0	America/N	0.78122	AUD	USD	Sell	781.22	2015.05.2	18.21
Sean Wara	Tier 1 Bank Consortiu	10000935	Integral	8997202	spot	2015.05.2	2015.05.2	America/N	1.09432	EUR	USD	Buy	1094.32	2015.05.2	-0.04

Sean Wara	Tier 1 Bank Consortiu	10000935	Integral	8999142	spot	2015.05.2	2015.05.2	America/N	0.71787	NZD	USD	Sell	717.87	2015.05.2	5.39
Sean Wara	Tier 1 Bank Consortiu	10000935	Integral	8967554	spot	2015.05.2	2015.05.2	America/N	1.98809	GBP	AUD	Sell	1988.09	2015.06.0	7.91
Sean Wara	Tier 1 Bank Consortiu	10000935	Integral	8997208	spot	2015.05.2	2015.05.2	America/N	1.09433	EUR	USD	Buy	1094.33	2015.06.0	9.6
Sean Wara	Tier 1 Bank Consortiu	10000935	Integral	8798662	spot	2015.05.1	2015.05.1	America/N	1.53807	EUR	NZD	Buy	1538.07	2015.06.0	11.47
Sean Wara	Tier 1 Bank Consortiu	10000935	Integral	9026404	spot	2015.05.2	2015.05.2	America/N	1.07399	AUD	NZD	Buy	1073.99	2015.06.0	9.71
Sean Wara	Tier 1 Bank Consortiu	10000935	Integral	8798575	spot	2015.05.1	2015.05.1	America/N	0.72682	EUR	GBP	Buy	726.82	2015.06.0	11.15
Sean Wara	Tier 1 Bank Consortiu	10000935	Integral	8731931	spot	2015.05.1	2015.05.1	America/N	0.71685	EUR	GBP	Buy	716.85	2015.06.0	28.07
Sean Wara	Tier 1 Bank Consortiu	10000935	Integral	9089642	spot	2015.06.0	2015.06.0	America/N	1.55418	EUR	NZD	Buy	1554.18	2015.06.0	18.5
Sean Wara	Tier 1 Bank Consortiu	10000935	Integral	9000046	spot	2015.05.2	2015.05.2	America/N	189.777	GBP	JPY	Buy	189777	2015.06.0	9.46
Sean Wara	Tier 1 Bank Consortiu	10000935	Integral	9123879	spot	2015.06.0	2015.06.0	America/N	0.71487	NZD	USD	Sell	714.87	2015.06.0	5.77
Sean Wara	Tier 1 Bank Consortiu	10000935	Integral	9108336	spot	2015.06.0	2015.06.0	America/N	2.14375	GBP	NZD	Buy	2143.75	2015.06.0	15.71
Sean Wara	Tier 1 Bank Consortiu	10000935	Integral	9174533	spot	2015.06.0	2015.06.0	America/N	1.57291	EUR	NZD	Buy	1572.91	2015.06.0	12.15
Sean Wara	Tier 1 Bank Consortiu	10000935	Integral	9240483	spot	2015.06.0	2015.06.0	America/N	0.70892	NZD	USD	Buy	708.92	2015.06.1	14.17
Sean Wara	Tier 1 Bank Consortiu	10000935	Integral	9240484	spot	2015.06.0	2015.06.0	America/N	0.70874	NZD	USD	Sell	708.74	2015.06.1	-10.87
Sean Wara	Tier 1 Bank Consortiu	10000935	Integral	9240485	spot	2015.06.0	2015.06.0	America/N	0.70883	NZD	USD	Buy	708.83	2015.06.1	10.69
Sean Wara	Tier 1 Bank Consortiu	10000935	Integral	9031043	spot	2015.05.2	2015.05.2	America/N	0.88446	NZD	CAD	Sell	884.46	2015.06.1	14.51
Sean Wara	Tier 1 Bank Consortiu	10000935	Integral	9219481	spot	2015.06.0	2015.06.0	America/N	2.16758	GBP	NZD	Buy	2167.58	2015.06.1	20.53
Sean Wara	Tier 1 Bank Consortiu	10000935	Integral	9281903	spot	2015.06.0	2015.06.0	America/N	1.57978	EUR	NZD	Buy	1579.78	2015.06.1	16.07
Sean Wara	Tier 1 Bank Consortiu	10000935	Integral	9106720	spot	2015.06.0	2015.06.0	America/N	1.08975	AUD	NZD	Buy	1089.75	2015.06.1	3.77
Sean Wara	Tier 1 Bank Consortiu	10000935	Integral	9330067	spot	2015.06.1	2015.06.1	America/N	0.71937	NZD	USD	Sell	719.37	2015.06.1	17.37
Sean Wara	Tier 1 Bank Consortiu	10000935	Integral	9337072	spot	2015.06.1	2015.06.1	America/N	2.19896	GBP	NZD	Buy	2198.96	2015.06.1	7
Sean Wara	Tier 1 Bank Consortiu	10000935	Integral	9357929	spot	2015.06.1	2015.06.1	America/N	2.20921	GBP	NZD	Buy	2209.21	2015.06.1	7.54
Sean Wara	Tier 1 Bank Consortiu	10000935	Integral	9240440	spot	2015.06.0	2015.06.0	America/N	0.6632	NZD	CHF	Sell	663.2	2015.06.1	13.09
Sean Wara	Tier 1 Bank Consortiu	10000935	Integral	9369906	spot	2015.06.1	2015.06.1	America/N	2.215	GBP	NZD	Buy	2215	2015.06.1	6.93
Sean Wara	Tier 1 Bank Consortiu	10000935	Integral	9357560	spot	2015.06.1	2015.06.1	America/N	0.69938	NZD	USD	Sell	699.38	2015.06.1	2.58
Sean Wara	Tier 1 Bank Consortiu	10000935	Integral	9357014	spot	2015.06.1	2015.06.1	America/N	0.70041	NZD	USD	Sell	700.41	2015.06.1	4.43
Sean Wara	Tier 1 Bank Consortiu	10000935	Integral	9383754	spot	2015.06.1	2015.06.1	America/N	0.8611	NZD	CAD	Sell	861.1	2015.06.1	2.93
Sean Wara	Tier 1 Bank Consortiu	10000935	Integral	9337096	spot	2015.06.1	2015.06.1	America/N	1.60478	EUR	NZD	Buy	1604.78	2015.06.1	7.1
Sean Wara	Tier 1 Bank Consortiu	10000935	Integral	9383867	spot	2015.06.1	2015.06.1	America/N	0.86071	NZD	CAD	Sell	860.71	2015.06.1	2.47
Sean Wara	Tier 1 Bank Consortiu	10000935	Integral	9164892	spot	2015.06.0	2015.06.0	America/N	191.124	GBP	JPY	Buy	191124	2015.06.1	7.83
Sean Wara	Tier 1 Bank Consortiu	10000935	Integral	9418762	spot	2015.06.1	2015.06.1	America/N	0.64872	NZD	CHF	Sell	648.72	2015.06.1	5.1
Sean Wara	Tier 1 Bank Consortiu	10000935	Integral	9403888	spot	2015.06.1	2015.06.1	America/N	2.22899	GBP	NZD	Buy	2228.99	2015.06.1	14.64
Sean Wara	Tier 1 Bank Consortiu	10000935	Integral	9418763	spot	2015.06.1	2015.06.1	America/N	0.64872	NZD	CHF	Sell	648.72	2015.06.1	6.31
Sean Wara	Tier 1 Bank Consortiu	10000935	Integral	9357962	spot	2015.06.1	2015.06.1	America/N	2.20925	GBP	NZD	Buy	2209.25	2015.06.1	31.67
Sean Wara	Tier 1 Bank Consortiu	10000935	Integral	9417684	spot	2015.06.1	2015.06.1	America/N	191.865	GBP	JPY	Buy	191865	2015.06.1	20.02
Sean Wara	Tier 1 Bank Consortiu	10000935	Integral	9383940	spot	2015.06.1	2015.06.1	America/N	0.86064	NZD	CAD	Sell	860.64	2015.06.1	4.58
Sean Wara	Tier 1 Bank Consortiu	10000935	Integral	9417490	spot	2015.06.1	2015.06.1	America/N	0.8604	NZD	CAD	Sell	860.4	2015.06.1	5.99
Sean Wara	Tier 1 Bank Consortiu	10000935	Integral	9417491	spot	2015.06.1	2015.06.1	America/N	0.86039	NZD	CAD	Sell	860.39	2015.06.1	5.99
Sean Wara	Tier 1 Bank Consortiu	10000935	Integral	9417483	spot	2015.06.1	2015.06.1	America/N	0.86051	NZD	CAD	Sell	860.51	2015.06.1	6.5
Sean Wara	Tier 1 Bank Consortiu	10000935	Integral	9417487	spot	2015.06.1	2015.06.1	America/N	0.86049	NZD	CAD	Sell	860.49	2015.06.1	6.9
Sean Wara	Tier 1 Bank Consortiu	10000935	Integral	9417413	spot	2015.06.1	2015.06.1	America/N	0.6993	NZD	USD	Sell	699.3	2015.06.1	9.86
Sean Wara	Tier 1 Bank Consortiu	10000935	Integral	9417439	spot	2015.06.1	2015.06.1	America/N	0.69937	NZD	USD	Sell	699.37	2015.06.1	9.89
Sean Wara	Tier 1 Bank Consortiu	10000935	Integral	8314158	spot	2015.04.0	2015.04.0	America/N	1.00415	AUD	NZD	Sell	1004.15	2015.06.1	-79.79
Sean Wara	Tier 1 Bank Consortiu	10000935	Integral	8515612	spot	2015.04.2	2015.04.2	America/N	1.38843	EUR	NZD	Sell	1388.43	2015.06.1	-176.61
Sean Wara	Tier 1 Bank Consortiu	10000935	Integral	9108351	spot	2015.06.0	2015.06.0	America/N	2.14363	GBP	NZD	Sell	2143.63	2015.06.1	-103.84
Sean Wara	Tier 1 Bank Consortiu	10000935	Integral	9404535	spot	2015.06.1	2015.06.1	America/N	1.61159	EUR	NZD	Buy	1611.59	2015.06.1	17.32
Sean Wara	Tier 1 Bank Consortiu	10000935	Integral	8373231	spot	2015.04.0	2015.04.0	America/N	1.07071	EUR	USD	Sell	1070.71	2015.06.1	-62.78
Sean Wara	Tier 1 Bank Consortiu	10000935	Integral	9337073	spot	2015.06.1	2015.06.1	America/N	2.19784	GBP	NZD	Sell	2197.84	2015.06.1	-65.48
Sean Wara	Tier 1 Bank Consortiu	10000935	Integral	9562687	spot	2015.06.1	2015.06.1	America/N	2.27106	GBP	NZD	Buy	2271.06	2015.06.1	8.27
Sean Wara	Tier 1 Bank Consortiu	10000935	Integral	8257047	spot	2015.03.3	2015.03.3	America/N	1.07433	EUR	USD	Sell	1074.33	2015.06.1	-59.08
Sean Wara	Tier 1 Bank Consortiu	10000935	Integral	8607976	spot	2015.04.3	2015.04.3	America/N	0.91463	NZD	CAD	Buy	914.63	2015.06.1	-57.08
Sean Wara	Tier 1 Bank Consortiu	10000935	Integral	8780600	spot	2015.05.1	2015.05.1	America/N	187.736	GBP	JPY	Sell	187736	2015.06.1	-62.58
Sean Wara	Tier 1 Bank Consortiu	10000935	Integral	8702142	spot	2015.05.0	2015.05.0	America/N	0.90111	NZD	CAD	Buy	901.11	2015.06.1	-45.79

Sean Wara	Tier 1 Bank Consortiu	10000935	Integral	8761742	spot	2015.05.1	2015.05.1	America/N	0.81216	AUD	USD	Buy	812.16	2015.06.1	-39.73
Sean Wara	Tier 1 Bank Consortiu	10000935	Integral	8843659	spot	2015.05.1	2015.05.1	America/N	0.73742	NZD	USD	Buy	737.42	2015.06.1	-46.71
Sean Wara	Tier 1 Bank Consortiu	10000935	Integral	8843707	spot	2015.05.1	2015.05.1	America/N	0.73751	NZD	USD	Buy	737.51	2015.06.1	-47
Sean Wara	Tier 1 Bank Consortiu	10000935	Integral	9030999	spot	2015.05.2	2015.05.2	America/N	0.88455	NZD	CAD	Buy	884.55	2015.06.1	-32.31
Sean Wara	Tier 1 Bank Consortiu	10000935	Integral	9031044	spot	2015.05.2	2015.05.2	America/N	0.88473	NZD	CAD	Buy	884.73	2015.06.1	-32.44
Sean Wara	Tier 1 Bank Consortiu	10000935	Integral	9330070	spot	2015.06.1	2015.06.1	America/N	0.71958	NZD	USD	Buy	719.58	2015.06.1	-28.89
Sean Wara	Tier 1 Bank Consortiu	10000935	Integral	9240431	spot	2015.06.0	2015.06.0	America/N	0.66355	NZD	CHF	Buy	663.55	2015.06.1	-28.48
Sean Wara	Tier 1 Bank Consortiu	10000935	Integral	9240441	spot	2015.06.0	2015.06.0	America/N	0.66346	NZD	CHF	Buy	663.46	2015.06.1	-28.34
Sean Wara	Tier 1 Bank Consortiu	10000935	Integral	9337103	spot	2015.06.1	2015.06.1	America/N	1.60293	EUR	NZD	Sell	1602.93	2015.06.1	-25.84
Sean Wara	Tier 1 Bank Consortiu	10000935	Integral	8999132	spot	2015.05.2	2015.05.2	America/N	0.76481	AUD	USD	Sell	764.81	2015.06.1	-7.71
Sean Wara	Tier 1 Bank Consortiu	10000935	Integral	9337940	spot	2015.06.1	2015.06.1	America/N	0.86569	NZD	CAD	Buy	865.69	2015.06.1	-17.46
Sean Wara	Tier 1 Bank Consortiu	10000935	Integral	9381447	spot	2015.06.1	2015.06.1	America/N	1.10402	AUD	NZD	Buy	1104.02	2015.06.1	7.62
Sean Wara	Tier 1 Bank Consortiu	10000935	Integral	9417423	spot	2015.06.1	2015.06.1	America/N	0.69929	NZD	USD	Sell	699.29	2015.06.1	7.44
Sean Wara	Tier 1 Bank Consortiu	10000935	Integral	9563491	spot	2015.06.1	2015.06.1	America/N	195.192	GBP	JPY	Buy	195192	2015.06.1	1.9
Sean Wara	Tier 1 Bank Consortiu	10000935	Integral	9562688	spot	2015.06.1	2015.06.1	America/N	2.27106	GBP	NZD	Buy	2271.06	2015.06.1	9.95
Sean Wara	Tier 1 Bank Consortiu	10000935	Integral	9089737	spot	2015.06.0	2015.06.0	America/N	1.11486	EUR	USD	Buy	1114.86	2015.06.1	18.43
Sean Wara	Tier 1 Bank Consortiu	10000935	Integral	9337102	spot	2015.06.1	2015.06.1	America/N	1.603	EUR	NZD	Buy	1603	2015.06.1	25.45
Sean Wara	Tier 1 Bank Consortiu	10000935	Integral	8600061	spot	2015.04.2	2015.04.2	America/N	1.10614	EUR	USD	Buy	1106.14	2015.06.1	27.97
Sean Wara	Tier 1 Bank Consortiu	10000935	Integral	9861578	spot	2015.06.2	2015.06.2	America/N	0.71327	EUR	GBP	Sell	2,139.81	2015.06.2	56.68
Sean Wara	Tier 1 Bank Consortiu	10000935	Integral	9729675	spot	2015.06.2	2015.06.2	America/N	0.77548	AUD	USD	Sell	2,326.44	2015.06.2	47.28
Sean Wara	Tier 1 Bank Consortiu	10000935	Integral	9727162	spot	2015.06.2	2015.06.2	America/N	0.8436	NZD	CAD	Sell	2,530.80	2015.06.2	11.11
Sean Wara	Tier 1 Bank Consortiu	10000935	Integral	9861925	spot	2015.06.2	2015.06.2	America/N	194.511	GBP	JPY	Sell	583,533	2015.06.2	33.11
Sean Wara	Tier 1 Bank Consortiu	10000935	Integral	9727122	spot	2015.06.2	2015.06.2	America/N	0.68841	NZD	USD	Sell	2,065.23	2015.06.3	34.29
Sean Wara	Tier 1 Bank Consortiu	10000935	Integral	10030382	spot	2015.06.3	2015.06.3	America/N	0.76756	AUD	USD	Sell	2,302.68	2015.07.0	25.2
Sean Wara	Tier 1 Bank Consortiu	10000935	Integral	9727312	spot	2015.06.2	2015.06.2	America/N	2.30003	GBP	NZD	Buy	6,900.09	2015.07.0	73.96
Sean Wara	Tier 1 Bank Consortiu	10000935	Integral	10230320	spot	2015.07.0	2015.07.0	America/N	0.75988	AUD	USD	Sell	2,279.64	2015.07.0	24.42
Sean Wara	Tier 1 Bank Consortiu	10000935	Integral	10049081	spot	2015.06.3	2015.06.3	America/N	0.67575	NZD	USD	Sell	2,027.25	2015.07.0	16.08
Sean Wara	Tier 1 Bank Consortiu	10000935	Integral	9959996	spot	2015.06.2	2015.06.2	America/N	192.53	GBP	JPY	Sell	577,590	2015.07.0	101.27
Sean Wara	Tier 1 Bank Consortiu	10000935	Integral	10194722	spot	2015.07.0	2015.07.0	America/N	2.33773	GBP	NZD	Buy	4,675.46	2015.07.0	-55.63
Sean Wara	Tier 1 Bank Consortiu	10000935	Integral	10194730	spot	2015.07.0	2015.07.0	America/N	2.33705	GBP	NZD	Sell	4,674.10	2015.07.0	53.82
Sean Wara	Tier 1 Bank Consortiu	10000935	Integral	10049134	spot	2015.06.3	2015.06.3	America/N	0.62825	NZD	CHF	Sell	1,884.75	2015.07.0	-27.6
Sean Wara	Tier 1 Bank Consortiu	10000935	Integral	10003706	spot	2015.06.2	2015.06.2	America/N	0.63521	NZD	CHF	Buy	1,905.63	2015.07.0	3.48
Sean Wara	Tier 1 Bank Consortiu	10000935	Integral	10545608	spot	2015.07.0	2015.07.0	America/N	186.622	GBP	JPY	Sell	559,866	2015.07.0	25.32
Sean Wara	Tier 1 Bank Consortiu	10000935	Integral	10003732	spot	2015.06.2	2015.06.2	America/N	0.63491	NZD	CHF	Sell	1,269.82	2015.07.0	-8.95
Sean Wara	Tier 1 Bank Consortiu	10000935	Integral	10003736	spot	2015.06.2	2015.06.2	America/N	0.63517	NZD	CHF	Buy	1,270.34	2015.07.0	7.9
Sean Wara	Tier 1 Bank Consortiu	10000935	Integral	10049060	spot	2015.06.3	2015.06.3	America/N	0.83693	NZD	CAD	Sell	2,510.79	2015.07.0	-44.35
Sean Wara	Tier 1 Bank Consortiu	10000935	Integral	9727165	spot	2015.06.2	2015.06.2	America/N	0.84385	NZD	CAD	Buy	2,531.55	2015.07.0	27.24
Sean Wara	Tier 1 Bank Consortiu	10000935	Integral	10374641	spot	2015.07.0	2015.07.0	America/N	0.66408	NZD	USD	Sell	1,992.24	2015.07.0	-25.08
Sean Wara	Tier 1 Bank Consortiu	10000935	Integral	10374817	spot	2015.07.0	2015.07.0	America/N	0.6643	NZD	USD	Buy	664.3	2015.07.0	7.92
Sean Wara	Tier 1 Bank Consortiu	10000935	Integral	10552836	spot	2015.07.0	2015.07.0	America/N	89.983	AUD	JPY	Buy	179,966	2015.07.1	22.53
Sean Wara	Tier 1 Bank Consortiu	10000935	Integral	10552879	spot	2015.07.0	2015.07.0	America/N	89.962	AUD	JPY	Sell	89,962	2015.07.1	-16.04
Sean Wara	Tier 1 Bank Consortiu	10000935	Integral	10552880	spot	2015.07.0	2015.07.0	America/N	89.977	AUD	JPY	Buy	89977	2015.07.1	15.69
Sean Wara	Tier 1 Bank Consortiu	10000935	Integral	10879899	spot	2015.07.1	2015.07.1	America/N	2.09207	GBP	AUD	Sell	6,276.21	2015.07.1	2.73
Sean Wara	Tier 1 Bank Consortiu	10000935	Integral	10879110	spot	2015.07.1	2015.07.1	America/N	2.09199	GBP	AUD	Buy	2091.99	2015.07.1	-0.79
Sean Wara	Tier 1 Bank Consortiu	10000935	Integral	10879113	spot	2015.07.1	2015.07.1	America/N	2.09184	GBP	AUD	Sell	2091.84	2015.07.1	0.46
Sean Wara	Tier 1 Bank Consortiu	10000935	Integral	10554369	spot	2015.07.0	2015.07.0	America/N	81.325	NZD	JPY	Buy	162,650	2015.07.1	22.43
Sean Wara	Tier 1 Bank Consortiu	10000935	Integral	10554379	spot	2015.07.0	2015.07.0	America/N	81.296	NZD	JPY	Sell	81,296	2015.07.1	-11.63
Sean Wara	Tier 1 Bank Consortiu	10000935	Integral	10554382	spot	2015.07.0	2015.07.0	America/N	81.315	NZD	JPY	Buy	81,315	2015.07.1	11.33
Sean Wara	Tier 1 Bank Consortiu	10000935	Integral	10722223	spot	2015.07.1	2015.07.1	America/N	0.67045	NZD	USD	Sell	2,011.35	2015.07.1	17.85
Sean Wara	Tier 1 Bank Consortiu	10000935	Integral	10224508	spot	2015.07.0	2015.07.0	America/N	2.32359	GBP	NZD	Buy	6,970.77	2015.07.1	64.64
Sean Wara	Tier 1 Bank Consortiu	10000935	Integral	10480214	spot	2015.07.0	2015.07.0	America/N	2.32383	GBP	NZD	Buy	4,647.66	2015.07.1	54.38
Sean Wara	Tier 1 Bank Consortiu	10000935	Integral	10959692	spot	2015.07.1	2015.07.1	America/N	2.36905	GBP	NZD	Buy	7,107.15	2015.07.1	60.43
Sean Wara	Tier 1 Bank Consortiu	10000935	Integral	10641814	spot	2015.07.0	2015.07.0	America/N	0.67226	NZD	USD	Sell	672.26	2015.07.1	21.28

Sean Wara	Tier 1 Bank Consortiu	10000935	Integral	10489602	spot	2015.07.0	2015.07.0	America/N	188.364	GBP	JPY	Sell	376,728	2015.07.2	-60.52
Sean Wara	Tier 1 Bank Consortiu	10000935	Integral	10489610	spot	2015.07.0	2015.07.0	America/N	188.391	GBP	JPY	Buy	376,782	2015.07.2	59.82
Sean Wara	Tier 1 Bank Consortiu	10000935	Integral	10407947	spot	2015.07.0	2015.07.0	America/N	0.74073	AUD	USD	Sell	2,222.19	2015.07.2	33.66
Sean Wara	Tier 1 Bank Consortiu	10000935	Integral	11654247	spot	2015.07.2	2015.07.2	America/N	2.1317	GBP	AUD	Buy	4,263.40	2015.07.3	25.14
Sean Wara	Tier 1 Bank Consortiu	10000935	Integral	11816924	spot	2015.07.3	2015.07.3	America/N	2.1403	GBP	AUD	Buy	4,280.60	2015.07.3	12.94
Sean Wara	Tier 1 Bank Consortiu	10000935	Integral	9861667	spot	2015.06.2	2015.06.2	America/N	0.71382	EUR	GBP	Buy	2,141.46	2015.08.0	-54.06
Sean Wara	Tier 1 Bank Consortiu	10000935	Integral	9958009	spot	2015.06.2	2015.06.2	America/N	0.70048	EUR	GBP	Sell	2,101.44	2015.08.0	-10.13
Sean Wara	Tier 1 Bank Consortiu	10000935	Integral	10637725	spot	2015.07.0	2015.07.0	America/N	0.63869	NZD	CHF	Buy	638.69	2015.08.0	-1.5
Sean Wara	Tier 1 Bank Consortiu	10000935	Integral	10637731	spot	2015.07.0	2015.07.0	America/N	0.6385	NZD	CHF	Sell	638.5	2015.08.0	-1.01
Sean Wara	Tier 1 Bank Consortiu	10000935	Integral	10989923	spot	2015.07.1	2015.07.1	America/N	0.62503	NZD	CHF	Sell	625.03	2015.08.0	-14.94
Sean Wara	Tier 1 Bank Consortiu	10000935	Integral	10637742	spot	2015.07.0	2015.07.0	America/N	0.63886	NZD	CHF	Buy	638.86	2015.08.0	-0.94
Sean Wara	Tier 1 Bank Consortiu	10000935	Integral	10802652	spot	2015.07.1	2015.07.1	America/N	0.85382	NZD	CAD	Sell	1,707.64	2015.08.0	-16.59
Sean Wara	Tier 1 Bank Consortiu	10000935	Integral	10802659	spot	2015.07.1	2015.07.1	America/N	0.85415	NZD	CAD	Buy	1,708.30	2015.08.0	15.48
Sean Wara	Tier 1 Bank Consortiu	10000935	Integral	11296233	spot	2015.07.2	2015.07.2	America/N	82.082	NZD	JPY	Sell	246,246	2015.08.0	82.082
Sean Wara	Tier 1 Bank Consortiu	10000935	Integral	11296234	spot	2015.07.2	2015.07.2	America/N	82.103	NZD	JPY	Buy	246,309	2015.08.0	-7.07
Sean Wara	Tier 1 Bank Consortiu	10000935	Integral	11917658	spot	2015.08.0	2015.08.0	America/N	1.31217	USD	CAD	Buy	3,936.51	2015.08.0	11
Sean Wara	Tier 1 Bank Consortiu	10000935	Integral	11654243	spot	2015.07.2	2015.07.2	America/N	2.13144	GBP	AUD	Sell	6,394.32	2015.08.0	32.68
Sean Wara	Tier 1 Bank Consortiu	10000935	Integral	11654249	spot	2015.07.2	2015.07.2	America/N	2.13145	GBP	AUD	Sell	4,262.90	2015.08.0	22.04
Sean Wara	Tier 1 Bank Consortiu	10000935	Integral	11906279	spot	2015.08.0	2015.08.0	America/N	2.13946	GBP	AUD	Buy	4,278.92	2015.08.0	-34.07
Sean Wara	Tier 1 Bank Consortiu	10000935	Integral	11973794	spot	2015.08.0	2015.08.0	America/N	1.31732	USD	CAD	Buy	3,951.96	2015.08.0	6.16
Sean Wara	Tier 1 Bank Consortiu	10000935	Integral	12009912	spot	2015.08.0	2015.08.0	America/N	2.04975	GBP	CAD	Sell	4,099.50	2015.08.0	24.01
Sean Wara	Tier 1 Bank Consortiu	10000935	Integral	12009943	spot	2015.08.0	2015.08.0	America/N	2.04997	GBP	CAD	Buy	2049.97	2015.08.0	-12.54
Sean Wara	Tier 1 Bank Consortiu	10000935	Integral	12009950	spot	2015.08.0	2015.08.0	America/N	2.04969	GBP	CAD	Sell	2049.69	2015.08.0	11.96
Sean Wara	Tier 1 Bank Consortiu	10000935	Integral	11101942	spot	2015.07.1	2015.07.1	America/N	2.39759	GBP	NZD	Buy	7,192.77	2015.08.1	-39.77
Sean Wara	Tier 1 Bank Consortiu	10000935	Integral	10989286	spot	2015.07.1	2015.07.1	America/N	0.65638	NZD	USD	Sell	1,312.76	2015.08.1	14.98
Sean Wara	Tier 1 Bank Consortiu	10000935	Integral	11517383	spot	2015.07.2	2015.07.2	America/N	0.72711	AUD	USD	Sell	2,181.33	2015.08.1	6.42
Sean Wara	Tier 1 Bank Consortiu	10000935	Integral	11206568	spot	2015.07.2	2015.07.2	America/N	1.65361	EUR	NZD	Buy	4,960.83	2015.08.1	90.66
Sean Wara	Tier 1 Bank Consortiu	10000935	Integral	12167572	spot	2015.08.0	2015.08.0	America/N	0.65486	NZD	USD	Buy	1,309.72	2015.08.1	15.02
Sean Wara	Tier 1 Bank Consortiu	10000935	Integral	12167573	spot	2015.08.0	2015.08.0	America/N	0.65468	NZD	USD	Sell	654.68	2015.08.1	-8.1
Sean Wara	Tier 1 Bank Consortiu	10000935	Integral	12167574	spot	2015.08.07	2015.08.0	America/N	0.65485	NZD	USD	Buy	654.85	2015.08.1	7.64
Sean Wara	Tier 1 Bank Consortiu	10000935	Integral	10966104	spot	2015.07.1	2015.07.1	America/N	0.65984	NZD	USD	Buy	1,319.68	2015.08.1	6.04
Sean Wara	Tier 1 Bank Consortiu	10000935	Integral	12167385	spot	2015.08.0	2015.08.0	America/N	0.85851	NZD	CAD	Buy	858.51	2015.08.1	1.29
Sean Wara	Tier 1 Bank Consortiu	10000935	Integral	12167386	spot	2015.08.0	2015.08.0	America/N	0.85811	NZD	CAD	Sell	1,716.22	2015.08.1	-3.67
Sean Wara	Tier 1 Bank Consortiu	10000935	Integral	12167388	spot	2015.08.0	2015.08.0	America/N	0.85845	NZD	CAD	Buy	1,716.90	2015.08.1	2.67
Sean Wara	Tier 1 Bank Consortiu	10000935	Integral	10879552	spot	2015.07.1	2015.07.1	America/N	0.70426	AUD	CHF	Sell	704.26	2015.08.1	-11.3
Sean Wara	Tier 1 Bank Consortiu	10000935	Integral	10879556	spot	2015.07.1	2015.07.1	America/N	0.70447	AUD	CHF	Buy	704.47	2015.08.12	10.86
Sean Wara	Tier 1 Bank Consortiu	10000935	Integral	11286953	spot	2015.07.2	2015.07.2	America/N	1.29543	USD	CAD	Sell	3,886.29	2015.08.1	-6.42
Sean Wara	Tier 1 Bank Consortiu	10000935	Integral	11286957	spot	2015.07.2	2015.07.2	America/N	1.29565	USD	CAD	Buy	2,591.30	2015.08.1	3.68
Sean Wara	Tier 1 Bank Consortiu	10000935	Integral	11286970	spot	2015.07.2	2015.07.2	America/N	1.29548	USD	CAD	Sell	2,590.96	2015.08.1	-4.24
Sean Wara	Tier 1 Bank Consortiu	10000935	Integral	11973958	spot	2015.08.0	2015.08.0	America/N	1.31735	USD	CAD	Buy	1317.35	2015.08.1	-14.87
Sean Wara	Tier 1 Bank Consortiu	10000935	Integral	11973964	spot	2015.08.0	2015.08.0	America/N	1.31717	USD	CAD	Sell	1317.17	2015.08.1	14.59
Sean Wara	Tier 1 Bank Consortiu	10000935	Integral	10959639	spot	2015.07.1	2015.07.1	America/N	2.36915	GBP	NZD	Buy	4,738.30	2015.08.1	-11.19
Sean Wara	Tier 1 Bank Consortiu	10000935	Integral	12010383	spot	2015.08.0	2015.08.0	America/N	81.69	NZD	JPY	Buy	163,380	2015.08.1	11.02
Sean Wara	Tier 1 Bank Consortiu	10000935	Integral	12010385	spot	2015.08.0	2015.08.0	America/N	81.677	NZD	JPY	Sell	81,677	2015.08.1	-5.73
Sean Wara	Tier 1 Bank Consortiu	10000935	Integral	12010390	spot	2015.08.0	2015.08.0	America/N	81.688	NZD	JPY	Buy	81,688	2015.08.1	5.44
Sean Wara	Tier 1 Bank Consortiu	10000935	Integral	12434106	spot	2015.08.1	2015.08.1	America/N	1.69063	EUR	NZD	Buy	1,690.63	2015.08.1	9.43
Sean Wara	Tier 1 Bank Consortiu	10000935	Integral	12505397	spot	2015.08.1	2015.08.1	America/N	2.38667	GBP	NZD	Buy	4,773.34	2015.08.1	10.99
Sean Wara	Tier 1 Bank Consortiu	10000935	Integral	9861918	spot	2015.06.2	2015.06.2	America/N	194.55	GBP	JPY	Buy	583,650	2015.08.1	10.87
Sean Wara	Tier 1 Bank Consortiu	10000935	Integral	12434110	spot	2015.08.12	2015.08.1	America/N	1.69029	EUR	NZD	Sell	1690.29	2015.08.1	6.15
Sean Wara	Tier 1 Bank Consortiu	10000935	Integral	12387789	spot	2015.08.1	2015.08.1	America/N	1.70049	EUR	NZD	Buy	1700.49	2015.08.1	-12.85
Sean Wara	Tier 1 Bank Consortiu	10000935	Integral	12387791	spot	2015.08.1	2015.08.1	America/N	1.70025	EUR	NZD	Sell	1700.25	2015.08.1	12.45
Sean Wara	Tier 1 Bank Consortiu	10000935	Integral	12601653	spot	2015.08.1	2015.08.1	America/N	1.6815	EUR	NZD	Buy	3,363	2015.08.2	31.14
Sean Wara	Tier 1 Bank Consortiu	10000935	Integral	12852677	spot	2015.08.2	2015.08.2	America/N	1.71902	EUR	NZD	Buy	5,157.06	2015.08.2	21.9

Sean Wara	Tier 1 Bank Consortiu	10000935	Integral	12852674	spot	2015.08.2	2015.08.2	America/N	1.71904	EUR	NZD	Buy	3,438.08	2015.08.2	27.43
Sean Wara	Tier 1 Bank Consortiu	10000935	Integral	12841374	spot	2015.08.2	2015.08.2	America/N	0.69514	AUD	CHF	Sell	1,390.28	2015.08.2	39.84
Sean Wara	Tier 1 Bank Consortiu	10000935	Integral	10641815	spot	2015.07.0	2015.07.0	America/N	0.67239	NZD	USD	Buy	672.39	2015.08.2	-12.9
Sean Wara	Tier 1 Bank Consortiu	10000935	Integral	12717937	spot	2015.08.2	2015.08.2	America/N	2.05788	GBP	CAD	Buy	4,115.76	2015.08.2	36.42
Sean Wara	Tier 1 Bank Consortiu	10000935	Integral	12453834	spot	2015.08.1	2015.08.1	America/N	2.36106	GBP	NZD	Buy	2361.06	2015.08.2	26.86
Sean Wara	Tier 1 Bank Consortiu	10000935	Integral	12863938	spot	2015.08.2	2015.08.2	America/N	1.74161	EUR	NZD	Buy	5,224.83	2015.08.2	33.85
Sean Wara	Tier 1 Bank Consortiu	10000935	Integral	12863935	spot	2015.08.2	2015.08.2	America/N	1.74137	EUR	NZD	Buy	3,482.74	2015.08.2	24.33
Sean Wara	Tier 1 Bank Consortiu	10000935	Integral	12864223	spot	2015.08.2	2015.08.2	America/N	2.07842	GBP	CAD	Buy	6,235.26	2015.08.2	26.23
Sean Wara	Tier 1 Bank Consortiu	10000935	Integral	12382925	spot	2015.08.1	2015.08.1	America/N	2.39953	GBP	NZD	Buy	7,198.59	2015.08.2	10.73
Sean Wara	Tier 1 Bank Consortiu	10000935	Integral	11206572	spot	2015.07.2	2015.07.2	America/N	1.65311	EUR	NZD	Sell	4,959.33	2015.08.2	-258.07
Sean Wara	Tier 1 Bank Consortiu	10000935	Integral	9727313	spot	2015.06.2	2015.06.2	America/N	2.29924	GBP	NZD	Sell	6,897.72	2015.08.2	-252.05
Sean Wara	Tier 1 Bank Consortiu	10000935	Integral	10545958	spot	2015.07.0	2015.07.0	America/N	2.2975	GBP	NZD	Sell	4,595	2015.08.2	-170.98
Sean Wara	Tier 1 Bank Consortiu	10000935	Integral	9729681	spot	2015.06.2	2015.06.2	America/N	0.77564	AUD	USD	Buy	2,326.92	2015.08.2	-169.41
Sean Wara	Tier 1 Bank Consortiu	10000935	Integral	12370571	spot	2015.08.1	2015.08.1	America/N	2.38331	GBP	NZD	Buy	4,766.62	2015.08.2	60.86
Sean Wara	Tier 1 Bank Consortiu	10000935	Integral	12864717	spot	2015.08.2	2015.08.2	America/N	0.6589	NZD	USD	Sell	1,976.70	2015.08.2	35.64
Sean Wara	Tier 1 Bank Consortiu	10000935	Integral	12585565	spot	2015.08.1	2015.08.1	America/N	194.32	GBP	JPY	Buy	388,640	2015.08.2	-140.8
Sean Wara	Tier 1 Bank Consortiu	10000935	Integral	12437953	spot	2015.08.1	2015.08.1	America/N	0.66299	NZD	USD	Sell	662.99	2015.08.2	18.03
Sean Wara	Tier 1 Bank Consortiu	10000935	Integral	9727124	spot	2015.06.2	2015.06.2	America/N	0.68858	NZD	USD	Buy	2,065.74	2015.08.2	-140.16
Sean Wara	Tier 1 Bank Consortiu	10000935	Integral	12370572	spot	2015.08.1	2015.08.1	America/N	2.3824	GBP	NZD	Sell	4,764.80	2015.08.2	-140.4
Sean Wara	Tier 1 Bank Consortiu	10000935	Integral	10567385	spot	2015.07.0	2015.07.0	America/N	185.249	GBP	JPY	Sell	555,747	2015.08.2	12.3
Sean Wara	Tier 1 Bank Consortiu	10000935	Integral	10223400	spot	2015.07.0	2015.07.0	America/N	0.76316	AUD	USD	Sell	763.16	2015.08.2	49.68
Sean Wara	Tier 1 Bank Consortiu	10000935	Integral	12601668	spot	2015.08.1	2015.08.1	America/N	1.6807	EUR	NZD	Sell	3,361.40	2015.08.2	-156.89
Sean Wara	Tier 1 Bank Consortiu	10000935	Integral	12717934	spot	2015.08.2	2015.08.2	America/N	2.05737	GBP	CAD	Sell	6,172.11	2015.08.2	-86.27
Sean Wara	Tier 1 Bank Consortiu	10000935	Integral	12717938	spot	2015.08.2	2015.08.2	America/N	2.05735	GBP	CAD	Sell	4,114.70	2015.08.2	-57.18
Sean Wara	Tier 1 Bank Consortiu	10000935	Integral	12841371	spot	2015.08.2	2015.08.2	America/N	0.69538	AUD	CHF	Buy	2,086.14	2015.08.2	-95.15
Sean Wara	Tier 1 Bank Consortiu	10000935	Integral	12841375	spot	2015.08.2	2015.08.2	America/N	0.69534	AUD	CHF	Buy	1,390.68	2015.08.2	-63.44
Sean Wara	Tier 1 Bank Consortiu	10000935	Integral	10223401	spot	2015.07.0	2015.07.0	America/N	0.76342	AUD	USD	Buy	763.42	2015.08.2	-47.22
Sean Wara	Tier 1 Bank Consortiu	10000935	Integral	12453837	spot	2015.08.1	2015.08.1	America/N	2.36025	GBP	NZD	Sell	2360.25	2015.08.2	-48.02
Sean Wara	Tier 1 Bank Consortiu	10000935	Integral	12841457	spot	2015.08.2	2015.08.2	America/N	1.31706	USD	CAD	Sell	2,634.12	2015.08.2	-15.83
Sean Wara	Tier 1 Bank Consortiu	10000935	Integral	12841465	spot	2015.08.2	2015.08.2	America/N	1.31705	USD	CAD	Sell	2,634.10	2015.08.2	-15.85
Sean Wara	Tier 1 Bank Consortiu	10000935	Integral	12437961	spot	2015.08.1	2015.08.1	America/N	0.66321	NZD	USD	Buy	663.21	2015.08.2	-14.87
Sean Wara	Tier 1 Bank Consortiu	10000935	Integral	12585567	spot	2015.08.1	2015.08.1	America/N	194.296	GBP	JPY	Sell	388,592	2015.08.2	153.79
Sean Wara	Tier 1 Bank Consortiu	10000935	Integral	12841463	spot	2015.08.2	2015.08.2	America/N	1.31721	USD	CAD	Buy	2,634.42	2015.08.2	15.37
Sean Wara	Tier 1 Bank Consortiu	10000935	Integral	12852727	spot	2015.08.2	2015.08.2	America/N	1.3224	USD	CAD	Buy	2,644.80	2015.08.2	7.56
Sean Wara	Tier 1 Bank Consortiu	10000935	Integral	13328879	spot	2015.09.0	2015.09.0	America/N	0.6406	NZD	USD	Sell	1,921.80	2015.09.1	24.09
Sean Wara	Tier 1 Bank Consortiu	10000935	Integral	13280467	spot	2015.09.0	2015.09.0	America/N	0.70345	AUD	USD	Sell	1,406.90	2015.09.1	-10.18
Sean Wara	Tier 1 Bank Consortiu	10000935	Integral	13280469	spot	2015.09.0	2015.09.0	America/N	0.7036	AUD	USD	Buy	2,110.80	2015.09.1	9.58
Sean Wara	Tier 1 Bank Consortiu	10000935	Integral	13510809	spot	2015.09.0	2015.09.0	America/N	1.32218	USD	CAD	Buy	2,644.36	2015.09.1	-2.12
Sean Wara	Tier 1 Bank Consortiu	10000935	Integral	13510811	spot	2015.09.0	2015.09.0	America/N	1.32201	USD	CAD	Sell	2,644.02	2015.09.1	1.57
Sean Wara	Tier 1 Bank Consortiu	10000935	Integral	13630300	spot	2015.09.1	2015.09.1	America/N	0.83806	NZD	CAD	Buy	1,676.12	2015.09.1	9.23
Sean Wara	Tier 1 Bank Consortiu	10000935	Integral	13630312	spot	2015.09.1	2015.09.1	America/N	0.83784	NZD	CAD	Sell	837.84	2015.09.1	-5.06
Sean Wara	Tier 1 Bank Consortiu	10000935	Integral	13630315	spot	2015.09.1	2015.09.1	America/N	0.83812	NZD	CAD	Buy	838.12	2015.09.1	4.65
Sean Wara	Tier 1 Bank Consortiu	10000935	Integral	13328882	spot	2015.09.0	2015.09.0	America/N	0.64079	NZD	USD	Buy	1,922.37	2015.10.0	3.9
Sean Wara	Tier 1 Bank Consortiu	10000935	Integral	13600440	spot	2015.09.1	2015.09.1	America/N	0.63241	NZD	USD	Sell	632.41	2015.10.0	-9.87
Sean Wara	Tier 1 Bank Consortiu	10000935	Integral	13600441	spot	2015.09.1	2015.09.1	America/N	0.63256	NZD	USD	Buy	632.56	2015.10.0	9.56
Sean Wara	Tier 1 Bank Consortiu	10000935	Integral	14006367	spot	2015.09.2	2015.09.2	America/N	0.70025	AUD	USD	Buy	1,400.50	2015.10.0	10.28
Sean Wara	Tier 1 Bank Consortiu	10000935	Integral	14006373	spot	2015.09.2	2015.09.2	America/N	0.70017	AUD	USD	Sell	700.17	2015.10.0	-5.38
Sean Wara	Tier 1 Bank Consortiu	10000935	Integral	14006376	spot	2015.09.2	2015.09.2	America/N	0.7003	AUD	USD	Buy	700.3	2015.10.0	5.09
Sean Wara	Tier 1 Bank Consortiu	10000935	Integral	13821607	spot	2015.09.2	2015.09.2	America/N	1.7734	EUR	NZD	Buy	3,546.08	2015.10.0	-46.44
Sean Wara	Tier 1 Bank Consortiu	10000935	Integral	13821612	spot	2015.09.2	2015.09.2	America/N	1.77304	EUR	NZD	Sell	3,546.08	2015.10.0	45.23
Sean Wara	Tier 1 Bank Consortiu	10000935	Integral	14101431	spot	2015.10.0	2015.10.0	America/N	1.32972	USD	CAD	Buy	3,989.16	2015.10.0	-16.56
Sean Wara	Tier 1 Bank Consortiu	10000935	Integral	14101433	spot	2015.10.0	2015.10.0	America/N	1.32953	USD	CAD	Sell	3,988.59	2015.10.0	15.83
Sean Wara	Tier 1 Bank Consortiu	10000935	Integral	14132461	spot	2015.10.0	2015.10.0	America/N	0.63979	NZD	USD	Buy	1,919.37	2015.10.0	17.97

Sean Wara	Tier 1 Bank Consortiu	10000935	Integral	14132463	spot	2015.10.0	2015.10.0	America/N	0.63961	NZD	USD	Sell	639.61	2015.10.0	-7.36
Sean Wara	Tier 1 Bank Consortiu	10000935	Integral	14132466	spot	2015.10.0	2015.10.0	America/N	0.63983	NZD	USD	Buy	639.83	2015.10.0	7
Sean Wara	Tier 1 Bank Consortiu	10000935	Integral	14208644	spot	2015.10.0	2015.10.0	America/N	0.63408	NZD	CHF	Sell	634.08	2015.10.0	0.93
Sean Wara	Tier 1 Bank Consortiu	10000935	Integral	14208646	spot	2015.10.0	2015.10.0	America/N	0.63434	NZD	CHF	Buy	634.34	2015.10.0	-1.62
Sean Wara	Tier 1 Bank Consortiu	10000935	Integral	14208642	spot	2015.10.0	2015.10.0	America/N	0.63434	NZD	CHF	Buy	1,268.68	2015.10.0	12.3
Sean Wara	Tier 1 Bank Consortiu	10000935	Integral	14270573	spot	2015.10.0	2015.10.0	America/N	1.12364	EUR	USD	Buy	3,370.92	2015.10.0	7.08
Sean Wara	Tier 1 Bank Consortiu	10000935	Integral	14270574	spot	2015.10.0	2015.10.0	America/N	1.12343	EUR	USD	Sell	2,246.86	2015.10.0	-5.38
Sean Wara	Tier 1 Bank Consortiu	10000935	Integral	14270575	spot	2015.10.0	2015.10.0	America/N	1.12351	EUR	USD	Buy	2,247.02	2015.10.0	4.9
Sean Wara	Tier 1 Bank Consortiu	10000935	Integral	14280211	spot	2015.10.0	2015.10.0	America/N	0.71751	AUD	USD	Buy	2,152.53	2015.10.0	19.05
Sean Wara	Tier 1 Bank Consortiu	10000935	Integral	14280217	spot	2015.10.0	2015.10.0	America/N	0.71735	AUD	USD	Sell	1,434.70	2015.10.0	-13.18
Sean Wara	Tier 1 Bank Consortiu	10000935	Integral	14280224	spot	2015.10.0	2015.10.0	America/N	0.71745	AUD	USD	Buy	1,434.90	2015.10.0	13.04
Sean Wara	Tier 1 Bank Consortiu	10000935	Integral	14402227	spot	2015.10.1	2015.10.1	America/N	182.576	GBP	JPY	Buy	365,152	2015.10.1	25
Sean Wara	Tier 1 Bank Consortiu	10000935	Integral	14402239	spot	2015.10.1	2015.10.1	America/N	182.561	GBP	JPY	Sell	182561	2015.10.1	-12.78
Sean Wara	Tier 1 Bank Consortiu	10000935	Integral	14402247	spot	2015.10.1	2015.10.1	America/N	182.58	GBP	JPY	Buy	182580	2015.10.1	12.54
Sean Wara	Tier 1 Bank Consortiu	10000935	Integral	14514797	spot	2015.10.1	2015.10.1	America/N	0.93811	AUD	CAD	Buy	2,814.33	2015.10.1	15.36
Sean Wara	Tier 1 Bank Consortiu	10000935	Integral	14514799	spot	2015.10.1	2015.10.1	America/N	0.93774	AUD	CAD	Sell	93774	2015.10.1	-5.57
Sean Wara	Tier 1 Bank Consortiu	10000935	Integral	14514800	spot	2015.10.1	2015.10.1	America/N	0.93798	AUD	CAD	Buy	93798	2015.10.1	5.2
Sean Wara	Tier 1 Bank Consortiu	10000935	Integral	14624850	spot	2015.10.2	2015.10.2	America/N	1.47545	GBP	CHF	Buy	5,901.80	2015.10.2	81.89
Sean Wara	Tier 1 Bank Consortiu	10000935	Integral	14624852	spot	2015.10.2	2015.10.2	America/N	1.47506	GBP	CHF	Sell	1475.06	2015.10.2	-21.35
Sean Wara	Tier 1 Bank Consortiu	10000935	Integral	14624854	spot	2015.10.2	2015.10.2	America/N	1.47546	GBP	CHF	Buy	1475.46	2015.10.2	20.6
Sean Wara	Tier 1 Bank Consortiu	10000935	Integral	14724218	spot	2015.10.2	2015.10.2	America/N	0.94444	AUD	CAD	Buy	3,777.76	2015.10.2	28.58
Sean Wara	Tier 1 Bank Consortiu	10000935	Integral	14724225	spot	2015.10.2	2015.10.2	America/N	0.94428	AUD	CAD	Sell	944.28	2015.10.2	-7.43
Sean Wara	Tier 1 Bank Consortiu	10000935	Integral	14724227	spot	2015.10.2	2015.10.2	America/N	0.94445	AUD	CAD	Buy	944.45	2015.10.2	7.16
Sean Wara	Tier 1 Bank Consortiu	10000935	Integral	14934133	spot	2015.10.3	2015.10.3	America/N	91.575	CAD	JPY	Buy	183,150	2015.10.3	13.25
Sean Wara	Tier 1 Bank Consortiu	10000935	Integral	14934122	spot	2015.10.3	2015.10.3	America/N	91.553	CAD	JPY	Sell	183,106	2015.11.0	-20.73
Sean Wara	Tier 1 Bank Consortiu	10000935	Integral	14946544	spot	2015.11.0	2015.11.0	America/N	92.177	CAD	JPY	Buy	184,354	2015.11.0	10.18
Sean Wara	Tier 1 Bank Consortiu	10000935	Integral	14849977	spot	2015.10.2	2015.10.2	America/N	0.93948	AUD	CAD	Buy	4,697.40	2015.11.0	16.77
Sean Wara	Tier 1 Bank Consortiu	10000935	Integral	14849987	spot	2015.10.2	2015.10.2	America/N	0.93925	AUD	CAD	Sell	939.25	2015.11.0	-3.68
Sean Wara	Tier 1 Bank Consortiu	10000935	Integral	14849992	spot	2015.10.2	2015.10.2	America/N	0.93949	AUD	CAD	Buy	939.49	2015.11.0	3.33
Sean Wara	Tier 1 Bank Consortiu	10000935	Integral	15062032	spot	2015.11.0	2015.11.0	America/N	0.93913	AUD	CAD	Sell	1,878.26	2015.11.0	-7.5
Sean Wara	Tier 1 Bank Consortiu	10000935	Integral	15182618	spot	2015.11.0	2015.11.0	America/N	14.32545	USD	ZAR	Buy	14,325.45	2015.11.0	-1.41
Sean Wara	Tier 1 Bank Consortiu	10000935	Integral	15182620	spot	2015.11.0	2015.11.0	America/N	14.32125	USD	ZAR	Sell	14321.25	2015.11.0	0.75
Sean Wara	Tier 1 Bank Consortiu	10000935	Integral	15212266	spot	2015.11.1	2015.11.1	America/N	14.26775	USD	ZAR	Buy	14267.75	2015.11.1	-11.71
Sean Wara	Tier 1 Bank Consortiu	10000935	Integral	15212268	spot	2015.11.1	2015.11.1	America/N	14.26265	USD	ZAR	Sell	14262.65	2015.11.1	10.84
Sean Wara	Tier 1 Bank Consortiu	10000935	Integral	15330904	spot	2015.11.1	2015.11.1	America/N	0.70596	EUR	GBP	Buy	2,117.88	2015.11.1	15.81
Sean Wara	Tier 1 Bank Consortiu	10000935	Integral	15390277	spot	2015.11.1	2015.11.1	America/N	14.4171	USD	ZAR	Buy	14417.1	2015.11.1	-17.91
Sean Wara	Tier 1 Bank Consortiu	10000935	Integral	15173984	spot	2015.11.0	2015.11.0	America/N	14.25975	USD	ZAR	Sell	42,779.25	2015.11.1	18.56
Sean Wara	Tier 1 Bank Consortiu	10000935	Integral	15479186	spot	2015.11.1	2015.11.1	America/N	14.18425	USD	ZAR	Sell	14184.25	2015.11.1	0.89
Sean Wara	Tier 1 Bank Consortiu	10000935	Integral	15447529	spot	2015.11.1	2015.11.1	America/N	1.06387	EUR	USD	Sell	2,127.74	2015.11.1	-12.36
Sean Wara	Tier 1 Bank Consortiu	10000935	Integral	15447533	spot	2015.11.1	2015.11.1	America/N	1.06393	EUR	USD	Buy	2,127.86	2015.11.1	11.94
Sean Wara	Tier 1 Bank Consortiu	10000935	Integral	15493005	spot	2015.11.1	2015.11.1	America/N	14.16325	USD	ZAR	Sell	28,326.50	2015.11.1	20.43
Sean Wara	Tier 1 Bank Consortiu	10000935	Integral	15493006	spot	2015.11.1	2015.11.1	America/N	14.17235	USD	ZAR	Buy	14172.35	2015.11.1	-11.1
Sean Wara	Tier 1 Bank Consortiu	10000935	Integral	15493007	spot	2015.11.1	2015.11.1	America/N	14.16345	USD	ZAR	Sell	14163.45	2015.11.1	10.21
Sean Wara	Tier 1 Bank Consortiu	10000935	Integral	15526045	spot	2015.11.1	2015.11.1	America/N	0.71913	AUD	USD	Buy	1,438.26	2015.11.1	0.34
Sean Wara	Tier 1 Bank Consortiu	10000935	Integral	15492905	spot	2015.11.1	2015.11.1	America/N	0.69949	EUR	GBP	Buy	2,797.96	2015.11.2	12.96
Sean Wara	Tier 1 Bank Consortiu	10000935	Integral	15019452	spot	2015.11.0	2015.11.0	America/N	0.71849	AUD	USD	Sell	718.49	2015.11.2	-4.88
Sean Wara	Tier 1 Bank Consortiu	10000935	Integral	15606908	spot	2015.11.23	2015.11.2	America/N	1.06077	EUR	USD	Buy	2,121.54	2015.11.23	5.04
Sean Wara	Tier 1 Bank Consortiu	10000935	Integral	15330910	spot	2015.11.1	2015.11.1	America/N	0.70576	EUR	GBP	Sell	705.76	2015.11.2	-3.05
Sean Wara	Tier 1 Bank Consortiu	10000935	Integral	15330911	spot	2015.11.1	2015.11.1	America/N	0.70592	EUR	GBP	Buy	705.92	2015.11.2	2.57
Sean Wara	Tier 1 Bank Consortiu	10000935	Integral	15682972	spot	2015.11.2	2015.11.2	America/N	0.70212	EUR	GBP	Buy	2,106.36	2015.11.2	8.64
Sean Wara	Tier 1 Bank Consortiu	10000935	Integral	15709871	spot	2015.11.2	2015.11.2	America/N	14.30815	USD	ZAR	Buy	14308.15	2015.11.3	4.75
Sean Wara	Tier 1 Bank Consortiu	10000935	Integral	15019453	spot	2015.11.04	2015.11.0	America/N	0.71875	AUD	USD	Buy	718.75	2015.12.0	7.33
Sean Wara	Tier 1 Bank Consortiu	10000935	Integral	15531363	spot	2015.11.1	2015.11.1	America/N	0.71907	AUD	USD	Sell	1,438.14	2015.12.0	-14

Sean Wara	Tier 1 Bank Consortiu	10000935	Integral	15526765	spot	2015.11.1	2015.11.1	America/N	0.72035	AUD	USD	Buy	2,881.40	2015.12.0	22.24
Sean Wara	Tier 1 Bank Consortiu	10000935	Integral	15727332	spot	2015.11.2	2015.11.2	America/N	1.05958	EUR	USD	Sell	1059.58	2015.12.0	1.83
Sean Wara	Tier 1 Bank Consortiu	10000935	Integral	15758823	spot	2015.12.0	2015.12.0	America/N	0.70174	EUR	GBP	Buy	2,806.96	2015.12.0	17.55
Sean Wara	Tier 1 Bank Consortiu	10000935	Integral	15682974	spot	2015.11.2	2015.11.2	America/N	0.70213	EUR	GBP	Buy	702.13	2015.12.0	3.89
Sean Wara	Tier 1 Bank Consortiu	10000935	Integral	15682973	spot	2015.11.2	2015.11.2	America/N	0.70196	EUR	GBP	Sell	701.96	2015.12.0	-4.39
Sean Wara	Tier 1 Bank Consortiu	10000935	Integral	15499118	spot	2015.11.1	2015.11.1	America/N	0.71562	AUD	USD	Buy	1,431.24	2015.12.0	30.74
Sean Wara	Tier 1 Bank Consortiu	10000935	Integral	15758271	spot	2015.12.0	2015.12.0	America/N	14.39375	USD	ZAR	Buy	14,393.75	2015.12.0	3.54
Sean Wara	Tier 1 Bank Consortiu	10000935	Integral	15764287	spot	2015.12.0	2015.12.01	America/N	1.05877	EUR	USD	Buy	4,235.08	2015.12.0	14.64
Sean Wara	Tier 1 Bank Consortiu	10000935	Integral	15606911	spot	2015.11.2	2015.11.2	America/N	1.06084	EUR	USD	Buy	1060.84	2015.12.0	1.59
Sean Wara	Tier 1 Bank Consortiu	10000935	Integral	15606910	spot	2015.11.2	2015.11.2	America/N	1.06064	EUR	USD	Sell	1060.64	2015.12.0	-1.93
Sean Wara	Tier 1 Bank Consortiu	10000935	Integral	15813325	spot	2015.12.0	2015.12.0	America/N	1.0571	EUR	USD	Buy	4,228.40	2015.12.0	14.6
Sean Wara	Tier 1 Bank Consortiu	10000935	Integral	15813375	spot	2015.12.0	2015.12.0	America/N	1.05742	EUR	USD	Buy	1057.42	2015.12.0	3.34
Sean Wara	Tier 1 Bank Consortiu	10000935	Integral	15838619	spot	2015.12.0	2015.12.0	America/N	1.05518	EUR	USD	Buy	4,220.72	2015.12.0	35.4
Sean Wara	Tier 1 Bank Consortiu	10000935	Integral	15638490	spot	2015.11.2	2015.11.2	America/N	1.06408	EUR	USD	Buy	2,128.16	2015.12.0	3.14
Sean Wara	Tier 1 Bank Consortiu	10000935	Integral	15764313	spot	2015.12.0	2015.12.0	America/N	1.0585	EUR	USD	Sell	2,117	2015.12.0	-14.36
Sean Wara	Tier 1 Bank Consortiu	10000935	Integral	15764319	spot	2015.12.0	2015.12.0	America/N	1.05857	EUR	USD	Buy	2,117.14	2015.12.0	13.2
Sean Wara	Tier 1 Bank Consortiu	10000935	Integral	15813483	spot	2015.12.0	2015.12.0	America/N	1.05712	EUR	USD	Sell	1057.12	2015.12.0	-27.69
Sean Wara	Tier 1 Bank Consortiu	10000935	Integral	15019429	spot	2015.11.0	2015.11.0	America/N	0.71875	AUD	USD	Buy	3,593.75	2015.12.0	76.9
Sean Wara	Tier 1 Bank Consortiu	10000935	Integral	15785604	spot	2015.12.0	2015.12.0	America/N	14.44975	USD	ZAR	Buy	28,899.50	2015.12.0	-10.56
Sean Wara	Tier 1 Bank Consortiu	10000935	Integral	15819176	spot	2015.12.0	2015.12.0	America/N	14.34785	USD	ZAR	Sell	28,695.70	2015.12.0	-4.24
Sean Wara	Tier 1 Bank Consortiu	10000935	Integral	15883863	spot	2015.12.0	2015.12.0	America/N	1.09141	EUR	USD	Sell	3,274.23	2015.12.0	-10.14
Sean Wara	Tier 1 Bank Consortiu	10000935	Integral	15883864	spot	2015.12.0	2015.12.0	America/N	1.09154	EUR	USD	Buy	3,274.62	2015.12.0	9.33
Sean Wara	Tier 1 Bank Consortiu	10000935	Integral	15945526	spot	2015.12.0	2015.12.0	America/N	14.53755	USD	ZAR	Buy	14537.55	2015.12.0	-0.1
Sean Wara	Tier 1 Bank Consortiu	10000935	Integral	15945524	spot	2015.12.0	2015.12.0	America/N	14.53482	USD	ZAR	Sell	43,604.46	2015.12.0	4.04
Sean Wara	Tier 1 Bank Consortiu	10000935	Integral	15782738	spot	2015.12.0	2015.12.01	America/N	0.73168	AUD	USD	Sell	1,463.36	2015.12.0	15.86
Sean Wara	Tier 1 Bank Consortiu	10000935	Integral	15123755	spot	2015.11.0	2015.11.0	America/N	0.70717	AUD	USD	Sell	1,414.34	2015.12.0	-33.14
Sean Wara	Tier 1 Bank Consortiu	10000935	Integral	15499121	spot	2015.11.1	2015.11.1	America/N	0.71546	AUD	USD	Sell	1,430.92	2015.12.08	-11.02
Sean Wara	Tier 1 Bank Consortiu	10000935	Integral	16014341	spot	2015.12.0	2015.12.0	America/N	14.87635	USD	ZAR	Buy	74,381.75	2015.12.1	32.76
Sean Wara	Tier 1 Bank Consortiu	10000935	Integral	16014369	spot	2015.12.0	2015.12.0	America/N	14.88605	USD	ZAR	Buy	44,658.15	2015.12.10	17.71
Sean Wara	Tier 1 Bank Consortiu	10000935	Integral	16029050	spot	2015.12.1	2015.12.1	America/N	15.01715	USD	ZAR	Buy	45,051.45	2015.12.1	55.51
Sean Wara	Tier 1 Bank Consortiu	10000935	Integral	16029048	spot	2015.12.1	2015.12.1	America/N	15.01715	USD	ZAR	Buy	75,085.75	2015.12.1	116.07
Sean Wara	Tier 1 Bank Consortiu	10000935	Integral	16047223	spot	2015.12.1	2015.12.1	America/N	15.20835	USD	ZAR	Buy	45,625.05	2015.12.1	32.33
Sean Wara	Tier 1 Bank Consortiu	10000935	Integral	16054223	spot	2015.12.1	2015.12.1	America/N	15.41725	USD	ZAR	Buy	46,251.75	2015.12.1	55.08
Sean Wara	Tier 1 Bank Consortiu	10000935	Integral	16054222	spot	2015.12.1	2015.12.1	America/N	15.41685	USD	ZAR	Buy	77,084.25	2015.12.1	122.13
Sean Wara	Tier 1 Bank Consortiu	10000935	Integral	16021564	spot	2015.12.1	2015.12.1	America/N	0.72493	CAD	CHF	Buy	2,899.72	2015.12.1	-13.27
Sean Wara	Tier 1 Bank Consortiu	10000935	Integral	16021566	spot	2015.12.1	2015.12.1	America/N	0.72454	CAD	CHF	Sell	724.54	2015.12.1	4.49
Sean Wara	Tier 1 Bank Consortiu	10000935	Integral	16021567	spot	2015.12.1	2015.12.1	America/N	0.72491	CAD	CHF	Buy	724.91	2015.12.1	-5.09
Sean Wara	Tier 1 Bank Consortiu	10000935	Integral	16009211	spot	2015.12.0	2015.12.0	America/N	89.851	CAD	JPY	Sell	89,851	2015.12.1	16.99
Sean Wara	Tier 1 Bank Consortiu	10000935	Integral	16072249	spot	2015.12.1	2015.12.11	America/N	88.559	CAD	JPY	Sell	265,677	2015.12.1	16
Sean Wara	Tier 1 Bank Consortiu	10000935	Integral	16009212	spot	2015.12.0	2015.12.0	America/N	89.858	CAD	JPY	Buy	89858	2015.12.1	-16.09
Sean Wara	Tier 1 Bank Consortiu	10000935	Integral	16009202	spot	2015.12.0	2015.12.09	America/N	89.864	CAD	JPY	Buy	269,592	2015.12.1	-47.59
Sean Wara	Tier 1 Bank Consortiu	10000935	Integral	16090445	spot	2015.12.1	2015.12.1	America/N	15.25055	USD	ZAR	Buy	61,002.20	2015.12.1	-47.86
Sean Wara	Tier 1 Bank Consortiu	10000935	Integral	15709870	spot	2015.11.2	2015.11.2	America/N	14.30225	USD	ZAR	Sell	71,511.25	2015.12.1	-350.39
Sean Wara	Tier 1 Bank Consortiu	10000935	Integral	16073818	spot	2015.12.1	2015.12.11	America/N	15.83515	USD	ZAR	Buy	79,175.75	2015.12.1	-164.56
Sean Wara	Tier 1 Bank Consortiu	10000935	Integral	16092955	spot	2015.12.1	2015.12.1	America/N	15.06645	USD	ZAR	Sell	60,265.80	2015.12.1	-49.92
Sean Wara	Tier 1 Bank Consortiu	10000935	Integral	16073815	spot	2015.12.1	2015.12.1	America/N	15.83455	USD	ZAR	Buy	47,503.65	2015.12.1	-138.78
Sean Wara	Tier 1 Bank Consortiu	10000935	Integral	15126650	spot	2015.11.0	2015.11.0	America/N	0.70745	AUD	USD	Sell	2,122.35	2015.12.1	-54.78
Sean Wara	Tier 1 Bank Consortiu	10000935	Integral	16013613	spot	2015.12.0	2015.12.0	America/N	14.66985	USD	ZAR	Sell	44,009.55	2015.12.1	-100.57
Sean Wara	Tier 1 Bank Consortiu	10000935	Integral	16104538	spot	2015.12.1	2015.12.1	America/N	15.25775	USD	ZAR	Buy	61,031	2015.12.1	-35.17
Sean Wara	Tier 1 Bank Consortiu	10000935	Integral	15925531	spot	2015.12.0	2015.12.0	America/N	0.73341	AUD	USD	Buy	2,200.23	2015.12.1	-26.01
Sean Wara	Tier 1 Bank Consortiu	10000935	Integral	16054682	spot	2015.12.1	2015.12.1	America/N	0.72642	AUD	USD	Sell	1,452.84	2015.12.1	3.72
Sean Wara	Tier 1 Bank Consortiu	10000935	Integral	15782740	spot	2015.12.0	2015.12.0	America/N	0.73183	AUD	USD	Buy	1,463.66	2015.12.1	-15
Sean Wara	Tier 1 Bank Consortiu	10000935	Integral	15961380	spot	2015.12.0	2015.12.0	America/N	0.72081	AUD	USD	Sell	1,441.62	2015.12.1	-7.5

Sean Wara	Tier 1 Bank Consortiu	10000935	Integral	15961383	spot	2015.12.0	2015.12.0	America/N	0.72096	AUD	USD	Buy	1,441.92	2015.12.1	6.7

Exhibit 3

ID	Date	Transaction type	Payment Method Class	Amount	Currency	Source	Recipient	Status	Source -> Recipient
600236	02/05/2016 06:43	deposit	(CC)	80.00	USD	Credit Card Visa 9483	trade 300740	Approved	Visa 9483->300740
565814	01/15/2016 08:37	deposit	(CC)	150.00	USD	Credit Card Visa 2953	trade 300740	Approved	Visa 2953->300740
528821	12/15/2015 10:20	deposit	(CC)	195.00	USD	Credit Card Visa 2953	trade 300740	Approved	Visa 2953->300740
418969	09/03/2015 04:33	deposit	(CC)	147.30	USD	Credit Card Visa 9483	trade 300740	Approved	Visa 9483->300740
344524	06/22/2015 10:54	deposit	(CC)	441.35	USD	Credit Card MasterCard 0581	trade 300740	Approved	MasterCard 0581->300740
214945	01/29/2015 02:49	deposit	(CC)	97.00	USD	Credit Card MasterCard 0581	trade 300740	Approved	MasterCard 0581->300740
134214	09/01/2014 08:42	deposit	(CC)	97.00	USD	Credit Card MasterCard 4739	trade 300740	Approved	MasterCard 4739->300740
87977	05/29/2014 14:43	withdrawal	(Wire transfer)	1,500.00	USD	trade 300740	client bank 3822735729	Approved	300740->3822735729
58719	03/12/2014 09:17	deposit	(Wire transfer)	5,460.98	USD	client bank 3822735729	trade 300740	Approved	3822735729->300740
46832	02/08/2014 02:36	deposit	(CC)	1,503.50	USD	Credit Card MasterCard 4739	trade 300740	Approved	MasterCard 4739->300740
35155	01/06/2014 13:21	withdrawal	Broker to Broker	5,000.00	USD	trade 300740	client bank 3822735729	Approved	300740->3822735729
32219	12/19/2013 10:01	deposit	(Wire transfer)	14,961.15	USD	client bank 11	trade 300740	Approved	11->300740
28662	12/04/2013 08:53	deposit	(Wire transfer)	39,955.85	USD	client bank 3822735729	trade 300740	Approved	3822735729->300740
22345	11/04/2013 09:07	deposit	(Wire transfer)	49,970.00	USD	client bank 3822735729	trade 300740	Approved	3822735729->300740
14335	09/05/2013 14:10	deposit	(Wire transfer)	1,500.00	USD	client bank 3822735729	trade 300740	Approved	3822735729->300740
14325	09/05/2013 12:43	withdrawal	(Wire transfer)	1,500.00	USD	trade 300740	client bank 3822735729	Approved	300740->3822735729
13335	08/26/2013 12:29	transfer	Back office	4,966.02	USD	internal USD13195	trade 300740	Approved	USD13195->300740
13334	08/26/2013 12:29	transfer	Back office	4,966.02	USD	trade 300631	internal USD13195	Approved	300631->USD13195
13299	08/26/2013 10:19	deposit	(Wire transfer)	4,966.02	USD	client bank 11	trade 300631	Approved	11->300631
13298	08/26/2013 10:19	withdrawal	(Wire transfer)	5,000.00	USD	trade 300631	client bank 11	Approved	300631->11

Individual Customer:

Id	8641
Login	snwtrading
Registration country	United States
Registration IP	98.201.17.189
Registration date	17/08/2013 09:44:47
Registration method	Direct
Convertion to live date	17/08/2013 09:44:47

[redacted]

Campaign	Campaign Name
Account status	Approved
Branch	International
Fee group	Default
Language	English

- [x] Active
- [x] Approve documents
- [x] Client

Main info | Additional data | Approve documents | Notes | Sent emails

Customer Id	Email type	Creation date	Sending date	Customer	Email Recipient	Result
8641	All		-			All
8641	Your Credit Card Has Been Approved	11/15/2016 14:45	11/15/2016 14:45	Sean Waraich		Success
8641	{trade_platform} Deposit Confirmation	02/05/2016 06:43	02/05/2016 06:43	Sean Waraich		Success
8641	{trade_platform} Deposit Confirmation	01/15/2016 08:37	01/15/2016 08:38	Sean Waraich		Success
8641	{trade_platform} Deposit Confirmation	12/15/2015 10:21	12/15/2015 10:21	Sean Waraich		Success
8641	Your Credit Card Has Been Approved	12/15/2015 09:12	12/15/2015 09:12	Sean Waraich		Success
8641	{trade_platform} Deposit Confirmation	09/03/2015 04:33	09/03/2015 04:33	Sean Waraich		Success
8641	Your Local Bank Transfer Details	09/03/2015 02:05	09/03/2015 02:05	Sean Waraich		Success
8641	Your Credit Card Has Been Approved	08/26/2015 13:22	08/26/2015 13:22	Sean Waraich		Success
8641	Your Live Account Application – Document Status	08/26/2015 13:21	08/26/2015 13:21	Sean Waraich		Success
8641	Your Live Account Application – Document Status	08/26/2015 12:06	08/26/2015 12:06	Sean Waraich		Success
8641	Your Live Account Application – Document Status	08/26/2015 12:05	08/26/2015 12:05	Sean Waraich		Success
8641	Your Credit Card Has Been Approved	08/26/2015 12:04	08/26/2015 12:04	Sean Waraich		Success
8641	{trade_platform} Deposit Confirmation	06/22/2015 10:54	06/22/2015 10:54	Sean Waraich		Success
8641	{trade_platform} Deposit Confirmation	01/29/2015 02:49	01/29/2015 02:49	Sean Waraich		Success
8641	{trade_platform} Deposit Confirmation	09/01/2014 08:43	09/01/2014 08:43	Sean Waraich		Success
8641	{trade_platform} Deposit Confirmation	03/12/2014 09:17	03/12/2014 09:17	Sean Waraich		Success
8641	{trade_platform} Deposit Confirmation	02/08/2014 02:36	02/08/2014 02:36	Sean Waraich		Success
8641	Your Credit Card Has Been Approved	02/08/2014 02:06	02/08/2014 02:07	Sean Waraich		Success
8641	{trade_platform} Deposit Confirmation	12/19/2013 10:01	12/19/2013 10:01	Sean Waraich		Success
8641	{trade_platform} Demo Account Registration	12/10/2013 09:07	12/10/2013 09:07	Sean Waraich		Success

Exhibit 4

IC Markets – CONTRACTS FOR DIFFERENCE
PRODUCT DISCLOSURE STATEMENT

International Capital Markets Pty Limited
ABN 12 123 289 109
AFS Licence No. 335 692

Contents

Section 1 – Important Information 2
Section 2 – Regulatory Guide 227 2
Section 3 – Features 3
Section 4 – How to Trade 5
Section 5 – Significant Risks 16
Section 6 – Costs, Fees & Charges 19
Section 7 – General Information 20
Section 8 – Glossary 22
Section 9 – Account Terms 24

Section 1 – Important Information

1.1 THIS PDS

This Product Disclosure Statement (**PDS**) is dated 24th November, 2016 and was prepared by International Capital Markets Pty Limited ABN 12 123 289 109 (**IC Markets**); Australian Financial Services Licence No. 335 692. IC Markets is the issuer of over-the-counter derivatives being contracts for differences (**CFDs**) described in this PDS. It describes the key features of CFDs, their benefits, risks, the costs and fees of trading in CFDs and other related information. CFDs are sophisticated financial products so you should read this PDS and the Account Terms in full before making any decision to invest in them.

This PDS is designed to help you decide whether the CFDs described in this PDS are appropriate for you. You may also use this PDS to compare this financial product with similar financial products (e.g. CFDs) offered by other issuers.

Some expressions used in this PDS have definitions given in the Glossary at the end of this PDS (see Section 8).

YOUR LIABILITY
CFDs are speculative products. They can be highly geared and carry significantly higher risk than non-geared financial products.
Your potential liability is not limited to the amount you pay IC Markets or we keep in trust for you. We may ask you to pay amounts in excess of those amounts to cover any shortfall. Your liability on short CFDs can be unlimited.
You should only invest in CFDs if you are experienced in derivatives, OTC financial products and understand and accept the risks and terms of our CFDs.
You should get your own financial, legal and tax advice as to whether CFDs are appropriate for you and carefully consider the risks of CFDs and your capacity to meet your liability before investing in CFDs.

1.2 IC MARKETS DOES NOT GIVE PERSONAL ADVICE

IC Markets will not give you personal financial advice. This PDS does not constitute a recommendation or opinion that CFDs are appropriate for you.

Potential investors should be experienced in derivatives and understand and accept the risks of investing in CFDs. The information in this PDS is general only and does not take into account your personal objectives, financial situation or needs. This PDS does not constitute advice to you on whether CFDs are appropriate for you. This PDS describes the CFDs which are issued to you in accordance with the Account Terms. You should read all of this PDS and the Account Terms before making a decision to deal in financial products covered by this PDS. We recommend that you contact us if you have any questions arising from this PDS or the Account Terms prior to entering into any transactions with us. IC Markets recommends that you consult your adviser or obtain independent advice before trading.

1.3 YOUR SUITABILITY TO TRADE CFDs

If we ask you for your personal information to assess your suitability to trade CFDs and we accept your application to trade CFDs. This does not constitute personal or any other advice to you. You must not rely on our assessment of your suitability since it is based on the information you provide us and the assessment is only for our purposes of deciding whether to open an account for you and is separate from your decision to trade CFDs. You remain solely responsible for your own assessments of the features and risks and seeking your own advice on whether CFDs or any particular CFD Transactions are suitable for you.

1.4 CURRENCY OF PDS

The information in this PDS is up to date at the time it was prepared but is subject to change at any time. Any updates will be posted on our website (www.icmarkets.com). A copy of this PDS and the Account Terms can be downloaded from the website or you can call IC Markets to request that a paper copy of them be provided to you free of charge. If the new information is information which is materially adverse to you, we will issue either a new PDS or a supplementary PDS containing the new information. If the new information is not materially adverse to you, you will be able to find updated information on our website (www.icmarkets.com) or by calling us using the contact details given below. If you ask us, we will send you without charge a paper copy of the information.

1.5 CONTACT

International Capital Markets Pty Ltd (IC Markets) headquartered office can be contacted at:

Level 6
309 Kent Street
Sydney NSW 2000

Toll Free:	1300 600 644
Telephone:	+61 (02)8014 4280
Email:	info@icmarkets.com
or via our website at:	www.icmarkets.com

Section 2 – Regulatory Guide 227

Regulatory Guide 227 (RG227) issued by ASIC sets out 7 disclosure benchmarks for over the counter contracts for difference. Product disclosure statements must address the benchmarks on an "if not, why not" basis. The table below sets out IC Markets disclosure against the benchmarks for this PDS.

Benchmark	Meets	Explanation
1. Client Qualification	✓	IC Markets has in place a written client qualification policy which requires all new clients to be assessed and show sufficient experience and product knowledge prior to being able to trade. See Section 3.8 and our website for further details.
2. Opening Collateral	×	This benchmark assumes an issuer only accepts cash or cash equivalents (such as credit cards) as opening collateral when establishing an account and limits credit card payments to $1000. IC Markets does not meet this benchmark because it accepts credit cards as well as payments via Bpay and bank transfer and does not place limits on credit card payments in order to maximise payment flexibility and not restrict your choice of funding. See Section 4.7 for further information.
3. Counterparty Risk – Hedging	✓	IC Markets has in place a written policy which outlines how we manage our exposure to market risk from client positions and how we identify our hedging counterparties. See Section 4.20 and our website for further information.
4. Counterparty Risk – Financial Resources	Partly	IC Markets has in place a written policy outlining how we comply with our financial obligations and we ensure that we have sufficient financial resources to meet our liabilities. See Section 4.20 for further information. IC Markets would meet this benchmark except that it only makes available copies of its latest audited financial statements by inspection at its offices (free of charge).
5. Client Money	✓	IC Markets has a well defined policy regarding the use of Client Money. See Section 4.7 for further information.
6. Suspended or halted underlying assets	✓	IC Markets does not allow trading in positions when there is a trading halt in the underlying reference instrument. See Section 4.15 for further information.

7. Margin Calls	✓	IC Markets has a clear policy in relation to margin and our rights to close out positions. See Section 4.8 for further information.

Section 3 – Features

Key Information

3.1 KEY FEATURES OF CFDs:

- CFDs are sophisticated, high-risk, over-the-counter derivatives issued by IC Markets. They are not exchange-traded.
- You must fund your Account with IC Markets before any CFD can be issued to you. You do this by paying at least the Initial Margin.
- You remain liable to pay later Variation Margins and to maintain the required amount of Margin cover. If you do not maintain the required Margin cover or you do not pay the required Margin call by the required time, your CFDs can be Closed Out and you remain liable to pay for any remaining shortfall.
- CFDs are leveraged instruments since you are required to pay to IC Markets the Margin component only, not the full value of the underlying investment.

3.2 KEY BENEFITS OF CFDS:

- **Trade World Markets** - CFDs allow indirect investment exposure to a very large number of financial products traded on Exchanges around the world on an over the counter basis.
- **Short Selling** - They allow you to speculate and benefit from a fall in price. This is referred to as 'short-selling'.
- **Leverage** - The leverage afforded to you from dealing in CFDs allows you to obtain a larger exposure to the Underlying Instrument over which the CFD is based at a fraction of the outlay that you would have to otherwise put up if you were to buy the instrument itself. They allow potential profits significant to the outlay, as well as significant or even unlimited losses.
- **Low Transaction Costs** – Relatively low transaction costs mean CFDs are a cost effective and convenient way of gaining exposure to the world financial markets without having to purchase the Underlying Instrument itself.
- **Hedging** – CFDs can be used to hedge investments and reduce existing market risk. CFDs can be used to hedge directly, on a portfolio basis, or to cover specific risks of investments.
- **Speculation** – In addition to using CFDs as a risk management tool they can also be used to speculate on price movements in a particular market.
- **Trade in Small Amounts** – The minimum opening balance required is USD $200 or equivalent, with the minimum margin requirement being as little as $1 allowing you to gain exposure to larger position with a relatively small outlay.
- **Liquidity –** Foreign Exchange CFDs offer superior liquidity pricing access, particularly in the major currencies. Liquidity helps ensure price stability and low spreads.
- **Real time quotes –** Our online trading platforms allow real time quotes ensuring up to date information is provided almost 24 hours a day on any market that is opened.
- **Provide Cash Flow Certainty** – Foreign exchange CFDs allow you to agree a rate now for a time in the future allowing you to determine the exact cost of the currency and giving certainty over the flow of funds. Any profit or loss would be offset against the higher or lower price you have to pay for the currency.
- **Protect an Exchange Rate** – Foreign exchange CFDs can be used to protect against adverse market movements. Volatility can be managed using stop loss orders that protect against adverse market swings yet secure market rates. Stop loss orders can be used to eliminate downside if the exchange rate reaches a particular level. Limit orders can also be used to benefit from favourable market movements.

3.3 KEY RISKS OF CFDS:

These are the key risks of investing in IC Markets CFDs.

- **Leverage** – CFDs are leveraged as the amount you pay (the Margin) to IC Markets is typically less than the full face value of the underlying investment. You should be prepared for the greater risks from this kind of leveraged investment, including being liable to pay IC Markets more Margin than your initial outlay. Furthermore margin requirements can change rapidly due to changes in the market for the Underlying Instrument.
- **Loss of your Investment**– Your potential losses on (long or short) CFDs may exceed the amounts you pay (as Margin) for your CFDs or we hold on trust for you.
- **Unlimited Loss** – Your potential loss on CFDs may be unlimited – more than the amount you pay IC Markets for them.
- **Trust moneys are withdrawn to pay for your CFDs** – Moneys which you pay into the client moneys trust account may not be kept there but may be withdrawn to pay IC Markets, even if you pay more than the minimum Margin required. The moneys may be withdrawn as payments to IC Markets for the purposes of hedging your CFD transactions with its Hedge Counterparties, so they are not held on trust for you and you will lose the benefits of holding those moneys in a client moneys trust account.
- **Margining (Position Closure) –** You are liable to pay Margin before the CFD is issued and you may be required to pay more Margin before a CFD is closed. Your Margin requirements can change rapidly. If you do not meet your Margin requirements, including at little or no notice, all of your CFDs may be Closed Out without notice to you and you may suffer a loss.
- **Foreign Exchange** – CFDs denominated in foreign currency can expose you to rapid, significant and large changes to the value of your Account resulting from foreign exchange rate movements. This can also trigger changes in your Margin requirements.
- **Counterparty Risk (Financial Resources)** – You have the risk that IC Markets will not meet its obligations to you under the CFD contracts that you deal in. As IC Markets is the CFD product issuer, you are exposed to the financial and business risk, including the credit risk associated with trading with IC Markets. If IC Markets becomes insolvent, IC Markets may be unable to meet its obligations to you (see Section 4.20).
- **Counterparty Risk (Hedging)** - The term 'hedging' refers to the process where a financial services provider such as IC Markets reduces its exposure by entering into a corresponding trade with another entity referred to as a Hedge Counterparty. IC Markets hedges CFD transactions with its Hedge Counterparties for the purposes of disclosing this risk you need to consider the selection procedures and counterparties used by IC Markets (see Section 4.20).
- **Gapping Risk** – The term 'gapping' refers to a situation where a CFD opens at a much higher or lower price than the previous close. In currency trading 'gapping' typically occurs when the currency re-opens for trading after a weekend. When 'gapping' occurs you may not be able to exit an existing position at the price you have specified, instead your order may be filled at the next best price which may be better or worse.
- **Liquidity Risk** – Liquidity risk typically occurs in volatile markets or in circumstances where there is a major news announcement. When there is a lack of liquidity in the Underlying Instrument you may not be able to enter or exit a trade at your requested price.
- **Market Volatility –** Financial markets are subject to high volatility causing rapid price fluctuations. This is primarily due to external influences and unforseen events. This affects prices and spreads of CFDs.
- **System Risk –** Operational risk is inherent when trading online. Disruptions in operational processes such as communications, computer networks or external events may lead to trade execution problems.
- **Execution Risk (Slippage) –** We aim to always provide the best prices possible from our systems and fill orders at the requested rate, however there may be times where due to an increase in volatility or volume, some price 'slippage' may occur. This generally occurs during news events or 'gapping'. Execution is also subject to available liquidity in the Underlying Instrument. Your Orders may not be filled due to the

Underlying Instrument price moving significantly or liquidity exhausted, in which case your Order will be filled at the next available price.

- **Execution Risk (Delays) –** Execution delays may occur for a number of reasons such as technical issues with your internet connection to our servers. Connection strength may vary depending on the kind of device used, interruptions may cause a delay in the transmission of data between our servers to your trading platform.
- **Hanging Orders –** During periods of high volume it is possible that orders may hang. This is a condition where an order sits in the 'orders' window for a few moments until it has been confirmed as executed. Generally the order has been executed, just not confirmed to the trading terminal
- **Stop and limit orders not guaranteed –** Placing a stop order can limit your loss, however we do not guarantee that your stop order will be filled. Similarly, a limit order can maximise your profit but there is no guarantee that it will be filled. Your stop and limit orders may not be accepted or may be accepted at a price different from the price you have specified. You should anticipate being stopped out at a price worse than your requested price. You may suffer losses as a result.
- **Automated Trading Strategies (Expert Advisors) –** Your use of expert advisors is high risk. IC Markets has no control over the code or logic of these systems. Leaving such systems active without being present may cause significant losses. IC Markets does not accept or bear any liability in relations to the use of any automated trading strategies.
- **Execution Risk (Rollovers) –** Positions that remain open after 23:59:59 (Server time) will be subject to a rollover. Rollover involves debiting or crediting a trading account by the amount calculated in accordance with the rollover rates. During the rollover period trading will be disabled for between 0-10 minutes, this is to prevent widened spreads caused by 'end of day' in New York. You will not be able to trade over this period and may suffer a financial loss or gain as a result. IC Markets does not accept any liability over this period.
- **Hedging –** The ability to hedge allows you to hold both buy and sell positions at the same time allowing you to enter the market without taking a direction. You should be aware that there are a number of factors that affect hedged positions, these include rollover costs, price fluctuations or widening spreads. Such losses may even trigger a margin call.
- **Resending Orders –** Market volatility may create conditions that make it difficult to execute orders at a given price due to the large number of orders and/or liquidity therefore they may be resent. By the time the orders are able to be executed the price may have moved from the requested price. Limit orders will be resent until the order can be filled.

For a description of all of the significant risks relating to CFDs, please see Section 5.

3.4 COSTS OF TRADING CFDs

There are costs involved in trading CFDs. The cost depends on the type of CFD traded and includes the following:

- **Transaction Fees –** You are charged a Transaction Fee when you trade CFDs with us (unless we agree otherwise). Typically this is calculated as a percentage of the Transaction's Contract Value or dollar cost per lot in the case of Foreign Exchange CFDs.
- **Dealing Spreads –** The spread is the difference between the bid and offer prices and should be factored into trading. Although not a direct cost this is a feature of the product that should be considered prior to trading.
- **Financing Charges –** Should you hold a CFD overnight you will pay a Financing Charge if you are long and receive financing if you are short. In the case of Foreign exchange CFDs this is known as a "swap" or rollover rate and is partly dependent on the interest rate of currencies quoted in the foreign exchange pair.
- **Conversion Fees –** You will be charged a conversion fee when you convert balances in your trading Account that are not held in the base currency of your Account.
- **Stock Borrowing Fees –** If you short sell a CFD and our Hedge Counterparty charges us a stock borrowing fee on our hedge trade we may pass this cost onto you.
- **Exchange Data Fees –** Although not a direct cost of the financial products issued to you, you should you be aware that if you require live exchange prices IC Markets will be charged a royalty for the use of this data. We may pass this royalty cost onto you.
- **Bank Fees –** Although not a direct cost of the product you may be charged merchant or bank processing fees by us when you deposit or withdraw money from your trading Account.

For further relating to our fees and charges please refer to section 6 in addition to the worked to the worked examples in section 4.11 which outline how these fees and charges are calculated.

3.5 COMPARISON

The summary table below compares CFDs offered in this PDS generally with directly investing in the Underlying Instrument (Foreign Exchange, commodities, Exchange-traded shares, futures, bonds etc). As a summary, it cannot cover all features, risks and terms of all the financial products which are Underlying Instruments over which the CFDs are based. In addition to this summary you should ensure that you read the whole of this PDS in full.

Feature	CFDs Generally	Direct Investments (no leverage)
Exchange rules	No Exchange rules for CFDs, though Exchange rules might affect the Underlying Instrument and therefore indirectly affect the CFD.	Depends on investment – equities and futures may be exchange-traded under Exchange rules while many underlying Foreign Exchange and commodities markets are OTC.
Beneficial interest in Underlying Instrument	Holder of CFD has no beneficial interest or entitlement to the Underlying Instrument.	Investors have a beneficial interest and own the Instrument outright.
Equities - dividends and distributions	Holder of CFDs whose Underlying Instruments are equities has no right to dividends or distributions, though adjustments are made to the Account in respect of the gross cash value of dividends or distributions on the Underlying Instrument.	Investors have entitlement to available dividends and distributions on equities.
Equities - dividend imputation credits	Holder of CFDs whose Underlying Instruments are equities have no right to dividend imputation credits.	Investors have entitlement to available dividend imputation credits.
Equities - shareholder benefits (e.g., voting, participation in corporate actions, receiving company reports or purchase plans or shareholder discounts).	Holder of CFDs whose Underlying Instruments are equities have no right to shareholder benefits or plans or to direct IC Markets to act in respect of them; IC Markets may make adjustments in its discretion to CFD to reflect corporate actions.	Investors have entitlements (subject to custodian's rules) and must manage responses to them.
Value	Value of CFD is set by IC Markets and changes according to range of variables, including market price (or, if an index, the level) of Underlying Instrument (except in extreme cases of market disruption, when there may be a significant gap).	Value of direct investment changes according to market.
Leverage	Leveraged by investor paying upfront a Margin which is up to 100% of cost of Underlying Instrument.	No leverage (except for futures and exchange traded options).
Further Margining	Further Margining occurs.	No Margining (except for futures and exchange traded options).
Short positions	Short CFDs possible, depending on availability and regulations.	Direct investment is a 100% long position (except for

		futures and exchange traded options).
Custody	Holder has CFD; but no interest in Underlying Instrument or any Margin paid to IC Markets.	Investments are held directly by the investor or in custody according to investor's wishes.
Recourse	Holder is an unsecured creditor of IC Markets, limited by IC Markets' recourse against its Hedge Counterparty (See section 4.20).	No need for recourse except risk of custodian default or broker fraud.
Trading	By telephone or on-line trading system.	As permitted by broker.
Finance Charges	Finance Charge imposed on value of CFD position and/or Withdrawable Funds in your Account (See section 6.3).	None

3.6 NATURE OF A CFD

A CFD is a sophisticated over-the-counter financial product which allows you to make a profit or loss from changes in the market price of the CFD's Underlying Instrument, without actually owning that financial product or having any direct interest in the financial product.

Essentially, the amount of any profit or loss made on the CFD will be equal to the difference between the price of the Underlying Instrument when the CFD is opened and the price of the Underlying Instrument when the CFD is Closed, and multiplied by the quantity of the Underlying Instrument to which the CFD relates.

Unlike direct investments made by trading on an Exchange, CFDs are not standardised. The terms of CFDs are based on the Account Terms with IC Markets, which apply to your Trading Account and your CFD Transactions with us.

Dealing in CFDs does not give you any beneficial interest in the Underlying Instrument nor any right to acquire the Underlying Instrument itself. This is different from direct trading in the Underlying Instrument where you acquire a beneficial interest in the actual financial product.

As the holder of a CFD, you do not have a beneficial interest in the Underlying Instrument and you have none of the rights of an investor who holds the financial product itself.

The CFDs offered by IC Markets are based on the price of financial instruments including the following:

- Securities (stocks or equities);
- Global Indices;
- Futures Contracts;
- Commodities;
- Bonds; and
- Foreign Exchange (FX or Forex).

3.7 PURPOSE OF CFDs

People who deal in CFDs may do so for a variety of reasons.

Some trade for speculation, that is with a view of profiting from fluctuations in the price or value of the CFD's Underlying Instrument. For example, CFD traders may be short-term investors who are looking to profit from intra-day and overnight market movements in the CFD's Underlying Instrument. CFD traders may have no need to sell or purchase the Underlying Instrument themselves, but may instead be looking to profit from market movements in the Underlying Instrument concerned.

Others trade CFDs to hedge their exposures to the CFD's Underlying Instrument. For example, CFDs can be used as a risk management tool to enable those with existing holdings of an Underlying Instrument to hedge their positions by investing in CFDs.

CFD traders can potentially profit (and lose) from both rising and falling markets depending on the strategy they have employed across all of their investments. Strategies may be complex and will have different levels of risk associated with each strategy.

Whatever the purpose of the dealing, CFDs allow you to trade indirectly in the Underlying Instrument across a number of Exchanges around the world, without the need for arranging separate broker or custody accounts in each country and having to manage payments for all of those accounts.

The use of CFDs involves a high degree of leverage. These CFDs enable an investor to outlay a relatively small amount (in the form of Initial Margin) to secure an exposure to the CFD's Underlying Instrument. Leverage can work against you as well as for you. The use of leverage can lead to large losses as well as large gains. The leveraging in a CFD may lead to a loss larger than the Initial Margin and Variation Margin that you have paid to IC Markets to establish or to maintain the CFD (see Section 4.11 for an example of a loss made on a CFD Transaction).

3.8 CLIENT QUALIFICATION AND SUITABILITY

We make an initial assessment of your suitability to invest in CFDs based on the information you give us but you should always make and rely on your own assessment. You should carefully consider the features of CFDs and their significant risks before investing in them.

IC Markets operates a client qualification policy which is intended to ensure that new clients are reasonably qualified to trade in CFDs. All new clients are assessed and have to pass a qualification test before they are allowed to trade. The test is designed to assess the understanding and experience in CFDs.

Some key suitability considerations we will assess you on are:

- Whether you have previous investment experience
- Whether you understand the nature of CFDs and how they work
- Whether you understand the processes and technologies used in trading
- Whether you can monitor your CFD positions and manage risk
- Whether you understand the concepts of leverage, margin, and volatility

IC Markets requires clients to answer a number of questions based on these topics. If a pass mark is achieved clients are deemed appropriately suitable to trade and their Account is activated for trading. If a pass mark is not achieved we advise you to open a demo account in order to gain a better understanding of the financial product.

To the extent permitted by law we do not accept liability for your choice to invest in any CFDs so you should read all of this PDS carefully. Consider your own needs and objectives for investing in these CFDs and seek independent advice as you see fit.

Section 4 – How to Trade

4.1 YOUR ACCOUNT

Before trading you should read the contents of this PDS, the FSG and the Account Terms and decide whether CFD trading is suitable for you.

To establish a trading Account you will need to complete IC Markets' Account application form, available at www.icmarkets.com or by contacting IC Markets directly. By opening an Account, you agree to the Account Terms. We may reject your account application at our discretion.

We will ask you questions that will help us asses your suitability to trade CFDs. If we decide that you do not have the relevant experience we may recommend that you open a demo account prior to opening a live Account.

The legal terms governing your dealing in CFDs with IC Markets are set out in the Account Terms.

The Account Terms contain the legal terms for your dealings with us for the CFDs covered by this PDS and also the dealings in other financial products which are not covered by this PDS (such as trading in other kinds of CFDs offered by IC Markets).

Your Account is credited by the amount equal to the amount you pay IC Markets and deductions are made for fees, charges and other amounts you owe. The minimum required Margin cover is posted to the Account as a negative amount. The Withdrawable Funds of the Account is the amount calculated after the Margin amount has been deducted.

If your Account's Withdrawable Funds are in excess of your needs for your trading intentions, then you should consider requesting IC Markets pay to you the amount surplus to your Margin requirements.

4.2 OPENING A DEMO ACCOUNT

If you are unsure about how CFDs work, we recommend that you apply for a demo trading account and trial our trading platform prior to opening a live account.

Our demo accounts mirror our live trading platforms and provide you with a virtual balance to trade with. This enables you to become familiar with the platform features and whether or not you feel that CFDs are suitable for you.

We make available demo trading accounts on our website www.icmarkets.com

4.3 BASE CURRENCY

We can apply a Base Currency of AUD, USD, EUR, GBP, JPY, NZD, CAD, CHF, HKD or SGD to your Account.

Moneys received by us in a different Base Currency to that of your Account will be converted back to your Account currency at the exchange rate applied by our bank.

All the information within you trading platform is displayed in the Base Currency of your Account.

When you trade a CFD that is denominated in a currency other than your Base Currency, all financing adjustments are made in that currency and then converted to your Base Currency at our current exchange rate.

4.4 OPENING A CFD

The particular terms of each CFD are agreed between you and IC Markets before entering into a Transaction.

Before you enter into a CFD transaction, IC Markets requires you to pay an Initial Margin amount. This is paid to IC Markets and the amount is credited to your Account (and after payment of it to IC Markets, those funds are not held on your behalf).

The fees and costs of transacting CFDs with IC Markets are set out in this PDS.

A CFD position is opened by either buying (going long) or selling (going short) a CFD. You go "long" when you buy a CFD in the expectation that the price of the Underlying Instrument to which the CFD relates will increase. This would have the effect that the price of the CFD would increase. You go "short" when you sell a CFD in the expectation that the price of the Underlying Instrument to which the CFD relates will decrease. This would have the effect that the value of the CFD would decline.

When you close your CFD position, you are entering into a new CFD transaction opposite to your opening CFD Transaction for an equal number of the same CFDs. You are liable for the costs, fees and charges as described in this PDS (see Section 6). You should be aware that your investment might incur a loss, depending on the marked-to-market value of your transaction at closure compared with the total cost of your investment in the CFD up to the point of closure.

IC Markets is entitled to close Open CFD Positions for a number of reasons including the following events: default, force majeure, contract expiry, suspension or de-Listing of an Underlying Instrument to which a CFD relates, suspension of an Account and termination of your Account in accordance with the Account Terms.

Prices for CFDs are quoted with a bid price and an ask price. The CFD quote given to you by IC Markets allows you to buy the CFD (going long) at the higher quoted price or to Close Out an existing (long position) CFD at the lower quoted price.

Settlement must occur on the agreed date. Changes to the specified settlement date are permitted only if you and IC Markets later agree. Generally, dealing in CFDs through our online service arranges for automatic settlement by immediately posting the transaction to your Account.

4.5 DEALING

Price quotes for dealing in CFDs are indicative only and are subject to the actual price at the time of execution of your Transaction. There is no assurance that the CFD will actually be dealt with at the indicative quote.

Quotes are normally only given and transactions made during the open market hours of the relevant Exchange on which the Underlying Instruments are traded. The open hours of the relevant Exchanges are available by viewing the relevant Exchange website or by contacting IC Markets.

IC Markets may at any time in its discretion without prior notice impose limits on CFDs in respect of particular Underlying Instruments. Ordinarily IC Markets would only do this if the market for the particular Underlying Instrument has become illiquid or its trading status has been suspended or there is some significant disruption to the markets including trading facilities or the company whose shares the CFD is based on has become externally administered.

You should be aware that the market prices and other market data which you view through IC Markets' online trading platforms or other facilities which you arrange yourself may not be current or may not exactly correspond with the prices for CFDs offered or dealt with by IC Markets.

If you access your Account and any online trading platform outside of the hours when Orders may be accepted, you should be aware that the Orders may be processed at a later time when the Underlying Instrument is open to trading. The market prices (and currency exchange values) might have changed significantly by the time the Order is executed.

4.6 CONFIRMATIONS OF TRANSACTIONS

If you transact in CFDs, the confirmation of that transaction, as required by the Corporations Act may be obtained by accessing your daily statement online, which you are able to print out for your records.

Once you have entered an order into an online trading platform, the system may report the details of your transaction in a electronic online statement. This is a preliminary notification for your convenience and is not designed to be a confirmation as required by the Corporations Act.

If you have provided IC Markets with an e-mail or other electronic address, you consent to confirmations being sent electronically, including by way of the information posted to your Account in the online trading platform. It is your obligation to review you trade confirmations immediately to ensure their accuracy and to report any discrepancies to us within 48 hours.

4.7 PAYMENT FLOWS AND CLIENT MONEYS

This describes the payment flows when you invest in CFDs. For each of the major phases (establishing your CFD, Margining, return of Margin, Close Out) there is a short summary followed by a more detailed explanation.

Establishing CFD Position

Here is brief outline of the steps.

1. Client pays into IC Markets' client moneys trust account.
2. Client moneys are withdrawn from trust account to pay as Initial Margin to IC Markets.

Detailed explanation of Client Moneys when establishing a CFD Position

Before you transfer any money to IC Markets, you should carefully consider how your money will be held and used and the risks to you of paying money to IC Markets.

Client Moneys Trust Account

Moneys paid by you to IC Markets for CFDs are initially deposited into a client moneys trust account maintained by IC Markets. You make your deposit by using BPay®, electronic or telegraphic transfer, by cheque, credit card or other approved means. Unless agreed otherwise by us, payments will be required in Australian dollars.

IC Markets only permits clients to trade on cleared funds, ASIC recommends that when credit cards are used as an account funding method that no more than $1,000 be accepted as an initial payment. IC Markets recommends the same however we do not enforce this policy since we believe that the capping of a one-off payment is not likely to act as a protective measure. For instance clients could quite easily use credit cards for cash advances to fund their Account. **We do however reiterate that when trading CFDs you may incur a loss which is far greater than the amount that you have paid** and advise that you not only take this into account when you are using a credit card to make the first ever deposit into your account, but also for all subsequent deposits.

When you make a payment which is deposited into the client moneys trust account, you are making payments which, after withdrawal from that account will be used for the fees and charges in respect of your CFDs and the balance will be used as payment of Margin (which is part payment for the CFD because you take the benefit of IC Markets only requiring an amount of Margin cover which is less than the full notional value of the CFD).

The moneys paid by you into IC Markets' client moneys trust account are held for you and are segregated from IC Markets' own company funds. That means those funds are not available to pay general creditors in the event of receivership or liquidation of IC Markets.

You should be aware that, for client moneys trust accounts:

- Individual client accounts are not separated from each other.
- All clients' moneys are combined into one account.
- Moneys in the client moneys trust account which belong to non-defaulting Clients are potentially at risk of being withdrawn and not being re-paid to the Client even though they did not cause the default. This is because IC Markets may use the moneys to pay itself for its hedge of

your CFD (See section 4.20). Also, IC Markets is permitted by law to use client moneys in the client moneys trust account to meet obligations incurred by IC Markets in connection with margining, guaranteeing, securing, transferring, adjusting or settling dealings in derivatives.

- IC Markets is entitled to retain all interest earned on the money held in its client moneys trust account.

Use of Client Moneys

The Account Terms provide that you cannot make a payment into the client moneys trust account without also directing that it be withdrawn to pay IC Markets. Therefore you should only pay into the client moneys trust account the amount which you are prepared to have withdrawn to pay IC Markets so it may credit your trading Account. If you do not want your moneys withdrawn from the client moneys trust account to fund your Account, then you should not pay the moneys into the client moneys trust account.

Client moneys might be in the client moneys trust account for a short time, typically as little as the same day as you deposit them or as much as a few days. Your deposited moneys are regularly withdrawn from the client moneys trust account because you direct those payments to pay for your CFDs. You make those directions by your Account Terms and each time you make a deposit into the client moneys trust account. This is because IC Markets can only issue you with CFDs when you have paid Margin for them (IC Markets will not issue you with a CFD before IC Markets has received payment in cleared funds for the CFD, unless it chooses to waive that at any time and from time to time). Your moneys have to be withdrawn from the client moneys trust account to pay Margin to IC Markets for the CFD before IC Markets will issue you with the CFD (unless IC Markets, in its absolute discretion, chooses to credit your Account before it withdraws your money from the client moneys trust account).

After receiving or depositing money into the client moneys trust account, IC Markets will withdraw your funds from the client moneys trust account to pay itself for your CFDs (including for any other fees or charges or other payments which you owe according to the Account Terms or for other amounts for your Account).

IC Markets' general policy is that it will withdraw from the client moneys trust account all of the funds you deposit for your Account, even if it is more than the required minimum Margin. If it is not withdrawn from the client moneys trust account, then the credit cannot be given to your Account for that amount remaining in the client moneys trust account and so you cannot trade on the basis of that amount.

You are free to decide that it is more prudent for you to pay more than the required minimum Margin to reduce the risks from leveraging or to avoid having limited time (or no time) for meeting later Margin requirements. Also, you need to pay IC Markets before your trade (holding moneys in the client moneys trust account is not payment to IC Markets). Your Account Terms and your directions give IC Markets its entitlement to withdraw your funds from the client moneys trust account to pay itself all of the funds you deposit.

All of the funds which it withdraws are payments for your CFD and the amount paid to IC Markets is the amount credited to your trading Account.

This general policy of withdrawing all of your funds will not apply if you have given other written instructions, such as to credit other specific Accounts you have with IC Markets, or you want the moneys invested in an approved, external financial product, (which will not give you any credit in your Account) or the moneys are held in the client moneys trust account while waiting instructions from you.

Withdrawal Authority

You must pay Margin to IC Markets for the CFD before it is issued. You must pay Margin in an amount of at least the minimum required Margin amount. Since you must pay Margin before the CFD is issued and you control when you place orders, we require that all of your moneys must first be deposited into the client moneys trust account and then all of it be withdrawn to pay IC Markets for your Account. IC Markets only accepts your payment into the client moneys trust account on the basis that it is authorised and directed by you to withdraw all of those funds to pay IC Markets as Margin for your Account, even if it is before you have traded any CFD or, after you have traded, you have paid more Margin than the minimum required Margin. Your acceptance of the Account Terms and your payment to the client moneys trust account accompanied by your direction gives IC Markets the authority to withdraw all of your funds.

IC Markets uses these terms, policies and procedures to ensure each client's payments for CFDs are promptly and fully allocated to that client's Account.

After withdrawal from client moneys trust account

Moneys are withdrawn from the client moneys trust account either to pay IC Markets or to pay you. Moneys withdrawn to pay IC Markets are IC Markets' moneys (and are not held for you). Margin is part payment by you to IC Markets for the CFD and is not held on deposit for you.

From the time of withdrawal from the client moneys trust account:

- you lose the protections given to a client moneys trust account of that kind; and
- you are an unsecured creditor of IC Markets for its obligations relating to the CFD. This includes exposure as an unsecured creditor for payment to you of the net account balance (if any) after closing all of your CFD positions;
- you are not beneficially entitled to any moneys paid by IC Markets to manage those hedge contracts nor do you have any beneficial interest in those hedge contracts for those hedge contracts.

IC Markets reduces the risks to you by:

- using funds from Client payments made to IC Markets only for hedging or managing the hedging of its hedge contracts for those Clients or for paying fees and charges due in relation to IC Markets products;
- IC Markets managing all Clients' Margin requirements under a policy designed to reduce risk to IC Markets and therefore benefit all of its Clients.

4.8 MARGIN POLICY

IC Markets applies the following main Margin principles:

- Each Client is required to pay a minimum required amount of Margin before issuance of IC Markets products.

  The minimum margin amount is determined by IC markets based on a number of factors, including the market price of the Underlying Instrument, the Margin required to hedge the underlying market, the Margin which IC Markets is required to pay its Hedge Counterparty and IC Markets' risk assessment of the Client, in addition to any unrealised loss on your Clients trading account at any point in time.
- Each Client is required to pay Margin before issuance of IC Markets Products in order to minimise credit risk to IC Markets and therefore benefit all Clients.
- Each Client is required to pay the minimum required Margin even if IC Markets pays less to its Hedge Counterparty. This is to minimise the risk of any one Client benefiting from other Clients.
- Each Client's Account is promptly adjusted for Margin requirements according to market movement so that no Client is intentionally benefited from other IC Markets Clients' CFD trading. This could occur if, for example, the Client's Margin requirements are not adjusted in line with market changes or the credit risk on the Client.
- Each Client is required to pay Margin calls promptly and that is managed within the requirements of the Margin policy, so that no Client receives any substantial benefit or waiver which imprudently jeopardises IC Markets and therefore increases the risks of other Clients to IC Markets.
- If the total amount of Margin required, and paid by, Clients trading in CFDs is more than IC Markets is required to pay its Hedge Counterparty, the surplus may be retained in the client moneys trust account only for managing hedge contracts and paying Clients the amounts to which they are entitled. This enhances the liquidity of IC Markets to meet its own margin calls by having readily available sufficient funds and protecting those funds from other clients.

<u>Detailed explanation of Margining of CFDs</u>

Here is a summary of the key features of Margining which are explained later in this Section:

- **You are liable to meet all calls for Margin for your Trading Account.** (Remember, a Non-margin product which may have a 100% Margin requirement will not generate its own later Margin call but if your Non Margin Product is being used as Margin it could expose you to being Closed Out if you do not meet Margin calls).
- Margin is your payment to IC Markets for the CFD issued to you. The amount of Margin you pay (after it is withdrawn from the client moneys trust account) is credited to your Account.
- When you have CFDs, you are also liable to meet all **Margin calls** for additional payments to IC Markets.
- This Margin call **obligation is in addition** to your obligation to maintain the minimum required Margin cover for your account.
- **There is no limit as to when you need to meet your margin calls**, how often or the amount of the Margin calls.

- **The timing and amount of each Margin call** will depend on movements in t**he** market price of the Open Positions, the movements in the market price of the Non Margin Product, if used as Margin and the changes to your account value.
- **You** have an obligation to meet the Margin call **even if IC Markets cannot successfully contact you**.
- You have a risk of your **CFDs being immediately Closed Out** if you do not meet the requirement to meet a Margin call.
- When you have CFDs, you are obliged to maintain at all times the **minimum Margin cover** for all of your CFDs.
- It is **your obligation to monitor** the minimum amount of Margin cover required for your Account.
- It is **your obligation to maintain the minimum Margin cover** at all times for so long as you have CFD positions Open.
- **We are not obliged to notify** you about your obligation, though we may do so by email, telephone call or otherwise, as a courtesy.
- **You have a risk of all of your CFDs being Closed Out if you do not have in your Account sufficient Margin credited to it**, regardless of whether you have checked your Account's requirement for minimum Margin cover or whether you have tried to make a payment but it has not been credited to your Account.

Maintaining Minimum Margin Obligation

Apart from your Margin call obligations, it is your obligation to monitor the minimum amount of Margin required for your Account.

- It is your obligation to maintain the minimum required Margin at all times for so long as you have an Open Position, this means you must ensure that the Margin cover amount is positive at all times.
- IC Markets is not obliged to notify you about the amount of your Margin cover, though we may do so by email, telephone call or otherwise, as a courtesy.
- You have a risk of your open positions being Closed Out if you do not have in your Account sufficient Margin credited to it, regardless of whether you have checked your Account's requirement for minimum Margin or whether you have tried to make a payment but it has not been credited to your Account.

Paying Margin

You must pay the Initial Margin before the CFD is issued to you. You must then maintain the minimum amount of Margin cover required by us. Separately, you must pay any Variation Margin when we require.

To pay Margin you must first deposit the funds into the client moneys trust account. The funds are withdrawn and paid to IC Markets in order to Hedge your transactions.

Your payment is effective only when cleared funds are withdrawn from the client moneys trust account (unless IC Markets, in its absolute discretion, chooses to credit your Account before it withdraws your money from the client moneys trust account). IC Markets is authorised to withdraw all of the funds which you deposit due to the Account Terms and the basis of your payment into the client moneys trust account. Do not make any payment into the client moneys trust account unless you are prepared for all of those funds to be withdrawn in payment to IC Markets (for hedging and for fees and charges).

Credit for Margin paid

- Your payment to IC Markets is effective only when IC Markets has credited your payment after withdrawing it from the client moneys trust account. However, IC Markets may, in its absolute discretion, choose to credit your Account before it withdraws your money from the client moneys trust account.
- Payment instructions from your financial institution are insufficient to satisfy your obligation to make a payment to IC Markets. IC Markets does not accept as payment just your copy of your payment instructions into the client moneys trust account.
- You do not satisfy your payment obligations to IC Markets merely by having your moneys in the client moneys trust account. For so long as your moneys remain in the client moneys trust account, they are held in trust for you and cannot be counted as payment for or credit for your Account (unless IC Markets chooses to waive this by crediting your Account before it has withdrawn the funds).

When the moneys are withdrawn in payment to IC Markets, your Account is credited with the amount paid (although we may in our discretion credit your Account before withdrawal is made). Your Account balance is debited for any fees and charges you owe. The balance must be more than the minimum amount of Margin cover required for your CFDs.

Tiered Margins

IC Markets may use tiered margins to increase your margin requirement as the total net position on your account grows. Tiered margins are designed to give low margins on small positions and high margins on large positions. In doing this, margins reflect the greater liquidity and lower implied risk at smaller lot sizes and lower liquidity and greater implied risk when dealing with larger lot sizes. Visit www.icmarkets.com or speak with an IC Markets representative for more information.

How is Margin cover calculated?

As with most other CFDs, IC Markets may set the amount of the Initial Margin and also at any later time require more Margin cover.

The minimum Initial Margin will be set by IC Markets in terms of a percentage of the Australian dollar equivalent value of the CFD Transaction. In the case of share CFD Transactions, the Initial Margin immediately payable is typically between 5% - 60%, but may be as high as 100%. In the case of foreign exchange CFDs the margin will typically be between 0.2% - 1%, this is expressed as a multiplier of 1:500 - 1:100. The default leverage for foreign exchange CFDs is 1:100 however this can be increased by request and subsequent approval by IC Markets after considering the clients suitability.

For example, you buy a Foreign Exchange CFD over AUD/USD and the CFD price at 0.77. This CFD requires a 1% margin, the initial margin requirement is therefore (10,000 x 0.77 x 1%) = USD $77.

Owing to the volatility of the market, the amount of required Margin may change after a position has been opened, requiring a further payment for Margin. Margin amounts are calculated to cover the maximum expected movement in the market at any time but will change when the market changes (and might be insufficient coverage). If you have CFDs denominated in currency other than Australian dollars, any fluctuations in the exchange rate adverse to your CFD position can lead to automatic adjustments to your required Margin cover, so you need to monitor these CFD positions very carefully.

Therefore you should be aware that you can reach the stage of not having enough equity (because of the CFDs being marked to market) to the extent that your Account's Margin cover is or becomes negative. In this case you have not satisfied your obligation to maintain the minimum Margin requirements. The change in valuation of your CFDs by marking to market is automatic so your Margin cover can become negative quickly, reflecting the rapid changes in the market values.

In order to return your Margin cover to positive, i.e., to satisfy the minimum Margin requirements, you may:

- Close Out existing positions to reduce your Margin requirements; or
- pay additional funds as Margin for your Account; or
- a combination of the above.

If these actions taken are not sufficient to return your Margin cover to positive then you risk all or some of your positions being automatically Closed Out.

Your obligation to pay Margin arises under the Account Terms so it applies from the time you open a position. If the market moves so as to increase the minimum Margin cover requirements, or we increase the Margin cover requirement, you immediately owe the increased amount of the Margin cover, regardless of if or when we contact you to pay more Margin. Your obligation (to maintain minimum Margin cover) remains at all times, whether or not we contact you and whether or not you log into your Account.

You will be required to provide the required Margin cover whether or not you receive a Margin call. In other words, you are responsible for monitoring your positions and providing the required level of Margin cover. You might receive notice about Margin cover requirements by email, SMS messages or, when you access your Account online, by messages on your screen, but you need to provide the Margin cover whether or not you get that notice.

The value of your CFD positions are ordinarily marked to market on a continuous basis, which automatically leads to corresponding changes in Margin cover requirements for your Account. At weekends or at other times when trading on the Exchange relevant to the Underlying Instrument is closed, some Margin cover requirements automatically increase. You should note that if the underlying market is not trading then the value might not change until the market re-opens and there might be a gap in prices/values at the time of re-opening.

Further Margin payments

For as long as your CFD position is opened, you are required to maintain a minimum margin requirement. Where your margin requirement is a floating amount rather than a fixed amount, we will recalculate the margin that you

are required to pay on a mark-to-market basis. For example, if one week after you open your Foreign Exchange CFD position in AUD/USD the price has risen to $0.80 you will be required to maintain a margin of USD $80 (an extra $3). Conversely should the price of the Foreign Exchange CFD have dropped your margin requirement would be reduced.

Making Margin payments

It is your responsibility to constantly monitor your open positions to ensure that you retain your margin requirement based on the value of your open positions. If your margin requirement is less than the available balance of your account you will be required to fund the shortfall.

We may call you to inform you that you are liable to make and additional margin payment (margin call), however our failure to make a margin call in no way negates your obligation to monitor your position and pay any shortfall. If you do not pay any shortfall the Account Terms give us rights that you should be fully aware of. These rights include but are not limited to, closing your positions without notice. We have these rights as soon as you have a margin shortfall. Margin payments must be in the form of cleared funds in our bank account.

Margin Calls

Apart from your obligation to maintain the required amount of Margin cover, you are also obliged to meet Margin calls by paying the required amount by the time stipulated in the Margin call.

- In normal circumstances we will endeavour to notify you of a margin call via an email or alert from within the trading platform. This serves as notice that your trades are at risk of being closed out. You are responsible for monitoring your trading account and ensuring that you have sufficient funds available to meet your margin obligations. We have no obligation to provide you with notification, this service is provided to you on a best endeavours basis.
- If no time is stipulated, payment is required within 24 hours of the Margin call being made. Sometimes, however (such as in unusually volatile market conditions or rapidly falling market prices), little or no time may be stipulated for paying a Margin call (that is, immediate payment is required) or more than one Margin call may be made on the one day including at weekends or outside of local business hours.
- Even if you do not answer the telephone on the number you give us, or you do not read the emailed Margin call which was sent to the email address you gave us, you remain liable to meet the Margin call. That is why you need to be contactable 24 hours a day, 7 days a week.
- Whilst being on margin call if your deposit ratio falls below 50% (your surplus is less than 50% of the margin requirement), we will automatically close out your positions to facilitate your margin obligation to us. This level is indicative only, is not guaranteed and may differ based on market conditions and the instruments traded. You should be aware that any open positions will be at risk of closure when your account enters into a Margin call.

Your Margin Defaults

If you do not ensure that you maintain the required level of Margin cover or meet your obligation to pay Margin calls (even those requiring immediate payment), all of your positions may be Closed Out and the resulting realised loss deducted from any proceeds. Any losses resulting from Closing Out your positions will be debited to your Account(s) and you may be required to provide additional funds to IC Markets to cover any shortfall. Position closure does not protect your account from entering into a deficit balance. If you are trading through an online trading platform, you must read any rules of the platform (also known as "Trading Conditions") particularly carefully. If you do not comply with your obligations, all of your positions can be Closed Out automatically without any notice to you.

It is your responsibility to pay your Margin cover and to meet Margin call payments on time and in cleared funds, so please keep in mind the possibility of delays in the banking and payments systems. If your payment is not credited by IC Markets by the time you are required to have the necessary Margin cover or meet the Margin call, you could lose some or all of your positions. IC Markets may but need not give you any grace period. You should maintain a prudent level of Margin cover and make payments in sufficient time to be credited to your Account. Please see "Margin risk" in Section 5.

IC Markets allows you to make payment in a number of ways. The most efficient way is by credit card.

Surplus Margin

Clients can request the payment of an amount which will leave more than the required minimum Margin cover in their trading Account. IC Markets will arrange payment directly to you once you request funds to be withdrawn from your trading account.

CFD Close Out

Here are the main steps.

1. Client closes CFD, realising gain or loss. Assume in this example case that this leaves Client's Account with a net credit balance above any remaining required minimum Margin cover (if any remains).
2. Client requests payment of an amount which will leave the required minimum Margin cover (if any).
3. IC Markets arranges for payment of funds into Client's nominated bank account.

4.9 FINANCE CHARGE ADJUSTMENTS

Finance Charges are calculated daily on CFD positions held overnight by applying the applicable interest rate to the daily Closing Value of the CFD position. The daily Closing Value is the number of the CFD's Underlying Instrument multiplied by the Closing Price of the CFD for that day. For example, the applicable Finance Charge might be 8.00% and the Closing Price of the Underlying Instrument on a particular day might be $2.90. The Closing Value of a 10,000 CFD position would be $29,000 (i.e. 10,000 x $2.90). So the Finance Charge for the position for this particular day would be $6.44 (i.e., $29,000 x 8.00%/360). Finance Charge adjustments are calculated and posted to your Account on a daily basis.

4.10 DIVIDEND AND CORPORATE ACTION ADJUSTMENTS

A dividend adjustment is applied when a share (or a component share in the case of stock indices) passes its *ex*-dividend date (also referred to in the market as the "record date", including the *ex*-dividend date of any special dividend) in the underlying market. In the case of long positions, the dividend adjustment is credited to your Account, in the case of short positions it is debited from your Account. The dividend adjustment for equities (Australian or otherwise) varies depending on local tax arrangements which may vary from time to time. An adjustment will also be made to your Account to reflect the effect of a corporate action such as a bonus share issue, share offer or rights issue affecting the Underlying Instrument if you have an open CFD position.

4.11 CFD TRADING EXAMPLES

Here are some examples to illustrate the variables for a typical Transaction and how they affect the calculations. The variables of your actual Transactions will, of course, differ, so please check with IC Markets before entering into a CFD Transaction.

Equity CFDs

An equity or share CFD allows you to gain exposure to movements in the price of the Underlying Instrument that you would obtain directly from owning the Equity itself. CFDs over Equities held overnight will incur a financing charge which may work in your favour or against you depending on whether you are long or short. A commission that is a percentage of the value of the equity CFD transaction is charged.

Opening and closing a 'long' Equity CFD Contract

Opening the position

Zulu Mining Limited shares are quoted at $2.85/$2.86 on the Exchange, and you believe that their price will rise. You decide to 'buy' 10,000 equity CFDs at $2.86, the offer price. While your Zulu Mining Limited position remains open, your Account is debited to reflect interest adjustments and credited to reflect any dividends.

Closing the position

Some weeks later, Zulu Mining Limited has risen to $3.20/3.21 on the Exchange and you decide to take your profit. You sell 10,000 equity CFDs at $3.20/CFD, the bid price. Your profit on the Transaction is calculated as follows:

Closing level:	$3.20
Opening level:	$2.86
Difference:	$0.34
Gross profit on Transaction:	$0.34 x 10,000 = $3,400

Initial Margin

The Initial Margin required to open your position was 10% x $2.86 x 10,000 = $2,860.

Finance Charge adjustments

Interest costs (imposed by way of the Finance Charge) are calculated daily on positions held overnight by applying the applicable interest rate to the daily Closing Value of the position. The daily Closing Value is the number of shares multiplied by the Closing Price. For example, the applicable interest rate of the Finance Charge might be 8.00% p.a. and the Closing Price of the share on a particular day might be $2.90. The Closing Value of a 10,000 equity CFD position would be $29,000 (i.e., 10,000 equity units x $2.90). So the interest cost for the position for this particular day would be $6.44 (i.e., $29,000 x 8.00%/360). Finance Charge adjustments are calculated and posted to your Account on a daily basis.

Transaction Fee

For equity CFDs, a Transaction Fee is payable by way of the Transaction Fee on the opening and closing Transaction value. In the above example (and using a Transaction Fee rate of 0.1%) the Transaction Fee payable would be:

Opening Value = 10,000 x 2.86 x 0.1% = $28.60

Closing Value = 10,000 x $3.20 x 0.1% = $32.00.

There is no GST payable on CFD Transactions.

Calculating the overall result

To calculate the overall or net profit on your CFD Transaction you have to take into account the Transaction Fees you have paid and the interest (Finance Charges) and dividend adjustments that have been credited or debited. In the above example, you might have held the position for 21 days, at a total interest cost of $162. During this time if Zulu Mining Limited declared a cash dividend of 6 cents per equity your Account would be posted with a credit for a dividend adjustment of $600 (10,000 x $0.06). Here is a summary (this and later summaries exclude the effect of tax on your financial situation):

Gross profit on Transaction:	$3,400
Total Transaction Fees:	($60.60)
Interest (Finance Charge) adjustment*:	($162)
Dividend adjustment:	$600
Net profit on Transaction:	$3,777.40

Opening and closing a 'short' or 'sold' Equity CFD Contract

Opening the position

It is July and you think Pancon Industries Limited shares are about to fall. The share is quoted on the Exchange at $3.71/$3.72. You sell 10,000 equity CFDs at $3.71, which is the bid price at the time. Using a Transaction Fee rate of 0.1%, it would be $37.10 (10,000 x $3.71 x 0.1%). Your Margin for this Transaction is $3,710 (10,000 x 3.71 x 10%). Your Account balance is currently $5,000 before this Transaction takes place.

Because you have taken a short position, in this example your Account is credited to reflect interest adjustments and debited to reflect any dividends. Finance Charge adjustments are either made by crediting your Account.

Finance Charge adjustments

The Finance Charge credit on your position is calculated daily, by applying the applicable interest rate to the daily Closing Value of the position. In this example, the applicable interest rate of the Finance Charge might be 3.00% and the Closing Price of the shares on a particular day might be $3.70, giving a Closing Value of $37,000 (i.e., 10,000 x $3.70). So the Finance Charge credit for the position for this particular day would be $3.08 (i.e. $37,000 x 3.00%/360).

Dividend adjustment

At the end of August your position is still open at the time of the Pancon Industries Limited ex-dividend date. The amount of the declared cash dividend is 10 cents per share and this is debited from your Account. The adjustment is calculated as follows: 10,000 x $0.10 = $1,000.

Closing the position

By early September, Pancon Industries Limited has risen to $3.97/3.98 on the Exchange and you decide to cut your loss and close the position. You buy 10,000 Equity CFDs at $3.98/CFD, the offer price. The Transaction Fee on the Transaction is 0.1% or $39.80 (10,000 x $3.98 x 0.1%).

Your gross loss on the Transaction is calculated as follows:

Closing level:	$3.98
Opening level:	$3.71
Difference:	$0.27
Gross loss on Transaction:	$0.27 x 10,000 = ($2,700)

Calculating the overall result

To calculate the overall or total loss on the CFD you also have to take account the Transaction Fees you have paid and the Finance Charges and dividend adjustments. In this example, you might have held the position for 65 days, earning a total Finance Charge credit of $219. Your Account has been debited for a dividend adjustment of $1,000. The overall or total result of the Transaction is a loss, which is calculated as follows:

Gross loss on Transaction:	($2,700)
Total Transaction Fee:	($76.90)
Finance Charge adjustment*:	$219
Dividend adjustment:	($1,000)
Overall or total loss:	($3,557.90)

Stock index CFDs

Trading on stock index CFDs allows you to gain exposure to a large number of different shares in one single transaction. They can be used to take positions on the direction of a whole market without taking a view on the prospects for any particular company's shares. A short position can be used as a rough, low-cost, hedge to protect a diversified share portfolio against market falls. A Stock Index CFD works in the same way as a CFD on an individual share in that they allow you to make a profit or loss by reference to fluctuations in the value of the underlying index, such as the S&P/ASX 200 Index. There will be a Transaction Fee payable on opening or closing a stock index CFD. A Finance charge may be payable or receivable and in the case of cash stock index CFDs dividend adjustments may be applicable. When trading stock index futures CFDs there are no adjustments for dividends, however a price adjustment may be made upon expiry of the underlying futures contract over which the index CFD is based. An Index CFD is an open ended contract that is not subject to an expiry date however an adjustment may be made when the underlying futures contract expires and a new contract commences

Stock index CFDs are opened in the same way as individual share CFDs. You will be required to pay Margin. Details of how this will be calculated are set out below. There are two basic types of stock index CFDs - these are cash stock index CFDs and stock index futures CFDs.

A stock index CFD worth $25 per point and opened at our quote of 3000 would have a value of $75,000 (3000 x 25). The margin requirement for stock index CFDs is available from us and can be found on the trading platform.

Stock index CFDs (Cash) Example

Buying the Stock index CFD (Cash)

The ASX 200 Index CFD is trading at 4450-4451, you believe that the S&P/ASX 200 Index will rise as a result you buy 10 CFDs at 4451.

Two days later the ASX200 Index is trading at 4470-4471 and you decide to take your profits and close your position by selling 10 ASX200 Index CFDs at 4470.

Your profit or loss is calculates as follows:

Interest Rate	: 6.75% (RBA rate plus 2%)	
Daily Closing Price (mark-to-market price)	: 4451	
Buy Opening Level	: (10 x 4451)	= $44,510
Sell Closing Level	: (10 x 4470)	= $44,700
Difference	: (44,700 – 44,510)	= $190.0
Financing Adjustment	: [$44,510 x (6.75% / 360)] x 2	= ($16.69)
Gross Profit on Transaction	:	= $173.31

IC Markets offer a wide range of European, US and Asian futures CFDs.

When trading stock index futures CFDs, it is important to remember that the current price of the underlying futures contract will not normally be the same as the price of the underlying index. There are, broadly speaking, two reasons for this:

Futures contracts usually trade at prices which reflect the interest rate advantage, and the disadvantage of foregone dividends, which is obtained by taking a long position in a futures contract rather than buying actual shares for cash. Interest rates are generally higher than dividend yields, so the futures contract will usually have a natural premium, called a fair value

premium, to the underlying index. Futures prices can respond to news or a change of sentiment more quickly than indices, which are not fully up to date until every individual share which they contain has traded. In a volatile market, futures contracts can trade at very substantial premiums or discounts to their underlying index. IC Markets' quotes for cash stock index CFD's take into account of these phenomena. You should also note that CFDs over futures contracts may be subject to price adjustments when the underlying contract expires and a new contract is entered into.

Stock Index (Futures) CFD Example

Selling the ASX200 Futures Contract

The ASX200 futures contract is trading at 4450-4451. You believe that the ASX200 futures contract price will fall so you sell 10 CFDs at 4450.

Two days later the price of the ASX200 futures contract has risen to 4470-4471 so you decide to close your position by buying 10 ASX200 futures CFDs at 4471.

Your profit or loss is calculated as follows:

Sell Opening Level	: (10 x 4450)	= $44,500
Buy Closing Level	: (10 x 4471)	= $44,710
Difference	:	= -$210
Gross Loss on Transaction	:	= -$210

There are no financing charges on CFDs over futures contracts.

Expiries and Rollovers

All stock index CFDs expire at the appropriate market level and date as detailed in the specific contract details at the market level adjusted for our bid/offer spread.

Some CFDs based on futures contracts will be automatically rolled over into the next contract by us. When we roll into the next contract a debit or credit will be applied to your Account reflecting the difference in Contract Values.

Example of a cash stock index CFDs dividend adjustment

As explained earlier, forward contracts trade at prices which reflect the dividends which companies are due to pay. When dividends are paid, the share price drops and these need to be adjusted for in the price of our cash index CFDs.

The adjustment may even be made the night before the *ex*-dividend date in order to maintain a fair and orderly market.

For example, BHP announces a dividend of 35 cents per share and is the only company in the S&P™/ASX 200™ Index that day to pay a dividend. BHP's share price closes on the night before the *ex*-dividend date at $35.00. All things being equal a company's share price will fall by the price of the dividend being paid so when the share's start trading *ex*-dividend, they should open up 35 cents lower at $34.65 on the morning of the *ex*-dividend date.

If BHP constitutes 10% of the S&P™/ASX 200™ index and assume for this illustration that the S&P™/ASX 200™ index is at 4000 then BHP represents 400 points of the value of the S&P/ASX 200™ index. With BHP priced at $35.00/share, a 1 point movement in its own share price equates to 0.11 S&P™/ASX 200™ index points. Therefore, a 35 cent movement in BHP's share price should equate to a 4 point movement in the S&P™/ASX 200™ index.

On the night before the *ex*-dividend date, we would adjust our price by taking 4 points off the price of our cash stock index CFDs in respect of BHP. IC Markets would then charge or credit Clients' Accounts with the appropriate amount of the dividend amount depending on their respective holdings (long or short) at that time of the adjustment.

Interest

Interest is imposed by way of the Finance Charge adjustments on the Account. Interest with respect to cash stock index CFDs is calculated and charged on a daily basis at the Base Rate of interest. The Base Rate is set by IC Markets from time to time, variable without prior notice.

Stock index CFD positions held at market close on Friday will incur 3 days of Finance Charges for the weekend.

Foreign Exchange CFDs

Foreign exchange CFDs (FX or Forex) allows you to gain exposure to price movements in currency rates. The prices of the Foreign Exchange CFDs we quote are derived from the price feeds from the banks and financial institutions that we deal with.

FX CFDs are opened in the same way as other CFDs. We will quote a bid and offer price for a currency exchange rate. For example we might quote the AUD against the USD as 1.5048/1.5050. If you thought the AUD was going to rise against the USD you would 'buy' the CFD at 1.5050. If you thought the AUD was going to fall against the USD you would 'sell' the CFD at 1.5048. You can close your position in much the same way. If the CFD is a buy, the closing level will be the lower figure quoted by us; if the CFD is a sell it will be the higher figure.

The swap or rollover rate that is applied will be tripled for positions held over the Wednesday to Thursday rollover period.

Details of currency trading sizes, margin requirements and swap rates (Finance Charges) are set out in the Trading Conditions and are shown on the trading platform. The default contract size is 1 standard lot which is equivalent to 100,000 units however this can be as low as 0.01 standard lots or 1000 units.

Examples of FX or Forex CFDs

Buying USD/JPY

Opening the position

You decide to go long on the Australian dollar (AUD) against the US Dollar (USD) AUD/USD, and ask for a quote for 5 lots, the equivalent of 500,000 units (lot sizes are set out in the trading details and on your trading platform). We quote you 1.0498/1.0499 and you buy 5 lots at 1.0499. Using a Transaction Fee rate of $3.5 per lot, your commission would be $17.50 (5 x $3.5).

Finance Charge adjustments

When you hold a position overnight, your Account is debited or credited the overnight swap or rollover rate. The swap or rollover rate is simply the interest rate differential between the interest rates offered by the country's whose currency you are trading plus or minus a spread applied by IC Markets. For example, if the interest rate is higher in Australia than in the United States you would earn interest on AUD positions held overnight, you could do so by buying or "going long" the AUD/USD pair. In the case of you selling or "going short" the same pair you would be liable to pay the swap rate should the position be held past 5PM EST New York (end of day). In circumstances where two interest rates are near parity, almost equal to each other, a swap charge may be imposed for both long and short positions. A double negative swap rate implies that there is no interest advantage gained by borrowing in one currency to invest in the other.

For example, if you go long AUD/USD and the interbank market rate for AUD is 4.5% and 0.5% for the USD, then the swap rate will be 4.5%. An amount for a financing spread may then be added or subtracted depending on whether you are earning or paying interest on the CFD Transaction.

In this case, a long AUD/USD position would be earning interest (swap), so a financing spread of ~2% would be subtracted from 4.0%. The net interest payable would then be 2.0%.

Foreign Exchange CFD example:
You Buy 1 (100,000) Foreign Exchange CFD over the AUD/USD currency pair which you hold overnight. The interbank market rate for AUD is 4.5%, the USD rate is 0.5% and the price of AUD/USD is 1.0499 at the time.

Using the financing equation:

F = [P x C x R] / 360

Where Closing Price P=1.0499, Number of Contracts C=100,000, applicable interest rate, R =[(4.5%-0.5%)--2%]=2%, as worked out by taking the AUD rate, 4.5%, subtracting the USD rate 0.5% and then subtracting our financing spread amount of 2% since it is an interest earning (positive carry) Position:

F = [1.0499 x 100,000 x 2%]/360 = AUD $5.83

This amount would be calculated at Rollover and, since it is a positive figure, $5.83 would be credited to your Account.

If you had sold in the above example as opposed to Buying, you are long the quote currency and short the base currency. This means long the USD rate and short the AUD rate.
F = [1.0499 x 100,000 x [(0.5%-4.5%)-2%]/360 = AUD -$17.49

This amount would be calculated at Roll-over and -$17.49 would be credited to your Account.

Closing the position

Later, AUD/USD has risen to 1.0598/1.0599, and you take your profit by selling 5 lots at 1.0598. Using a Transaction Fee rate of $3.5 per lot, it would be $17.50 (5 x $3.50). Your gross profit on the trade is calculated as follows:

Closing transaction:	500,000 (5 contracts) x 1.0598 =
	USD $529,900
Opening transaction:	500,000 (5 contracts) x 1.0499 =
	USD $524,950
Gross profit on trade:	USD $4,950

Calculating the overall result

To calculate the overall or net profit, you also have to take account of the swap rate (Finance Charge) credit. In this example, you might have held the position for 20 days, earning a total Finance Charge credit of USD $116.60:

Gross profit on trade:	USD $4,950
Interest credit:	USD $116.60
Gross profit:	USD $5,066.60
Total Transaction Fees:	$35
Net profit:	USD $5,016.60

You can choose which currency you wish to hold your Account balance in. Exchange rates are subject to fluctuations and Clients should always be aware of the effect that exchange rates will have on their positions.

There may be circumstances where IC Markets agrees to quote a spread rather than charge commission for its Foreign Exchange contracts. The spread would be wider than the spread in the prices of the Underlying Instrument. The amount of the spread affects the prices for opening and closing your positions (not a separate fee).

Futures, Commodities and money market CFDs

We also offer a range of CFDs on the price of various commodity, interest rate and bond futures. These are often generically referred to by us as futures CFDs. Details of these products are listed in the Trading Conditions. The Transaction Fee on these types of CFDs will be based on any underlying exchange fees referable to the Hedge contracts that correspond with your CFDs. We quote the dealing spread – the difference between our 'buy' and 'sell' quotes. The margin requirements are set out in the Trading Conditions. These types of CFDs have set expiry dates, upon or after which the position will be closed automatically or rolled into the next contract at which point an adjustment may be made to your Account.

These CFDs may be quoted on a cash basis or based on the futures contract price. Cash price based CFDs have no expiry date, however they are subject to an overnight financing rate. CFDs based on the futures contract have an expiry date, however may be automatically rolled into the next contract. CFDs based on futures contracts do not incur any financing charges

Underlying Futures Contracts

If the Underlying Instrument of a CFD is an Exchange-traded futures contract (**Underlying Futures Contract**) your CFD issued by IC Markets operates by reference to a notional Futures Contract which is Exchange-traded. It is your obligation to ensure that you are aware of the expiry date of the underlying futures contract since your Account may be adjusted when the underlying futures contract expires and is automatically rolled into the next contract.

Types of Futures Contracts

There are two main types of Futures Contracts. One is an agreement under which the seller agrees to deliver to the buyer, and the buyer agrees to take delivery of, the quantity of the commodity described in the contract. Such contracts are described as deliverable contracts.

The other kind is an agreement under which the two parties will make a cash adjustment between them according to whether the price of a commodity or security has risen or fallen since the time of contract was made. Such contracts are described as cash settlement contracts.

Contract Specifications

The terms and conditions of a Futures Contract are set out in the rules and regulations of the Exchange on which the contract was made. Futures Exchanges exist in a number of countries and regions as well as Australia. It is your obligation to make yourself aware of the contract conditions of the futures contract over which the CFD is based.

Futures Contracts are made for periods of up to several years in the future, although the vast majority are for settlement within six months of the agreement being made. Part of the standardisation of contracts is that the time of the delivery or settlement is one of a series of standardised maturity times. It is your obligation to make yourself aware of the expiry date of any futures contract over which a CFD is based. You can obtain this information by contacting the relevant Exchange on which the futures contract is listed or by contacting us. The expiry dates of Futures contracts over CFDs are not shown on the trading platform, it is important to make yourself aware of the expiry dates as a debit or credit will be applied to your account when the futures contract expires and is rolled into the next contract.

Futures Contracts are standardised

Contract standardisation means that price and volume are the only factors that are to be determined in the marketplace. On the Australian exchanges, (i.e., ASX 24 and ASX), and on many international futures exchanges, Exchange-Traded Derivatives are quoted and traded on electronic trading systems which provide a system of continuous price discovery. This means that the price at which trades take place may continually change throughout a trading session. Futures prices represent a consensus of market opinion as to what the price of the commodity should be at the specified future time.

Since all Futures Contracts for a given future month in the same market are exactly alike, obligations under Futures Contracts are easily transferred from one party to another. A Client who holds a futures CFD whose Underlying Futures Contract is a contract to buy may cancel this obligation by taking a futures CFD in respect of a new contract to sell in the same month. This process is known as "offsetting" or "closing out the contract". In the same way, the holder of a contract to sell can Close Out by taking a new contract to buy. In each case there will be a profit or loss equal to the difference between the buying and selling prices multiplied by the standard contract amount. In practice, the vast majority of contracts are offset in this manner, the remainder being fulfilled by delivery or by mandatory cash settlement in those markets if no provision for delivery exists.

Expiry of Futures Contracts and Close Out by IC Markets

It should be noted that since all futures CFDs are only ever cash settled, all positions need to be closed or rolled into the next contract month. IC Markets advises you to be aware of the expiry and first notice dates of any Futures Contracts which are the Underlying Futures Contracts of the futures CFDs which you invest in and ensure that you close your CFD position before that date. If you require any assistance or clarification regarding the expiry of the Underlying Futures Contracts for your CFDs, please contact IC Markets or the relevant Exchange that the futures contract is traded on

If you wish to close a Futures CFD position before it expires, you enter into a CFD Transaction which is equal and opposite of the open CFD through the trading platform.

On the day that the CFD is closed, IC Markets will calculate the remaining payment rights and obligations to reflect movements in the Contract Value since the previous business close (including other credits/debits). Because you enter into a CFD Transaction to Close Out the existing CFD Transaction, there may be a Transaction Fee on the CFD Transaction used to close the position (see section 6 for further details).

In order to provide the futures CFDs to you in an efficient and low-cost manner, IC Markets has discretion in determining closing prices. In general, without limiting IC Markets' discretion, it should be expected that IC Markets will act reasonably and have regard to a range of relevant factors at the time, such as the value of the hedge contract taken by IC Markets to hedge its futures CFD issued to you, the closing price of the Underlying Futures Contract for the CFD, any foreign currency exchange rates which are relevant due to the denomination of your CFD or Trading Account(s) and any suspension or halt in trading of the Underlying Futures Contract. In the worst case, it is possible that the closing price determined by IC Markets may be zero.

IC Markets also has the right to decide to make an adjustment in any circumstance if IC Markets considers an adjustment is appropriate. IC Markets has a discretion to determine the extent of the adjustment so as to place the parties substantially in the same economic position they would have been in had the adjustment event not occurred.

IC Markets may elect to Close a position (without prior notice to you) if an adjustment event occurs and it determines that it is not reasonably practicable to make an adjustment.

Although there are no specific limits on IC Markets' discretions, IC Markets must comply with its obligations as a financial services licensee to act efficiently, honestly and fairly.

The amount of any profit or loss you make on a futures CFD will be based on the difference between the amount paid for the CFD when it is issued (including fees and charges) and the amount credited to your Trading Account when the CFD is Closed Out (including allowance for any fees and charges).

Should the underlying futures contract over the CFD be rolled into the next contract by us we will make a cash adjustment to your account, this will depend on whether you were long or short the CFD. The cash adjustment will reflect the difference in price between contracts.

4.12 ORDERS

IC Markets may, in its discretion, accept an Order from you. Below are the order types accepted by IC Markets.

Orders are typically placed online through using your trading platform however IC Markets may at any time accept orders via telephone. Orders will only execute during the trading hours of the Underlying Instrument over which the CFD is based.

All orders accepted will be an instruction to buy at the Ask price or sell at the Bid price. All orders are treated as either a Buy or Sell instruction without reference to whether they are intended to open or close or part close a position. It is you responsibility to ensure that all orders placed by you, via the telephone or otherwise have been executed correctly.

Market Order

A market order is an order to buy or sell an instrument immediately at the current market price. Generally, they are placed during market hours. When you buy, you buy at the ask price, and when you sell, you sell at the bid price.

Limit Order

A limit order to buy (at a limit price) refers to an order to buy an instrument if the price trades at or below the limit price. A limit order to sell (at a limit price) refers to an order to sell an instrument if the price trades at or above that limit price. These orders may be used to enter a position, or to exit a position. When used to exit a position, they're also known as a take profit order.

Stop Order

IC Markets may, in its discretion, accept an order from you to close a CFD Transaction if the price moves to or beyond a level specified by you. This is a Stop Order, also known as a "Stop" or a "stop-loss order". You would generally choose to place a stop-loss order to provide some risk protection. For example, if your open position moves towards making a loss based on a level chosen by you, the stop-loss order would be triggered in order to try to close your open position or to open a position, depending on whether you are long or short.

Typically a buy stop-loss order is used to close a short open position at a price which is higher than the current price; or sell a CFD to close a long open position at a price which is lower than the current price.

For example, your stop-loss order would be triggered if our bid price (for a stop-loss order that requires an order to sell a CFD) moves against you to a point that is beyond the level specified by you (and accepted by us). Conversely, for example, your stop-loss order would be triggered if our offer price (for a stop-loss order that requires an order to buy a CFD) moves against you to a point that is beyond the level specified by you (and accepted by us).

All stop-loss orders are subject to agreement by us, so you cannot be assured that you will always be able to have a stop-loss order. While IC Markets has absolute discretion whether to accept a stop-loss order, it will generally try to do so, subject to market conditions and the reasonableness of your stop-loss order. Your order may be unreasonable if, for example, the level you have specified is beyond the level allowed for orders for the Underlying Instrument or trading in the Underlying Instrument has been halted or suspended on an Exchange.

A stop-loss order might not get filled at all. Even if we accept your stop-loss order, market conditions may move against you in a way that prevents execution of your stop-loss order. For example, in volatile markets, our quoted prices might gap though your stop-loss order level, so that the closing level of quotes may be beyond the exact level specified by you. A gap in market prices reflects the market for the security, so can occur for any reason, without any apparent reason or at any time. Additionally, it may be that not all of the stop-loss order can be fulfilled because the underlying market does not have enough buyers and sellers in the volume of the Underlying Instrument to allow IC Markets to hedge its transactions which it makes in order to completely fulfil your stop-loss order. If the opening price of the Underlying Instrument is beyond the level of your stop-loss order, your order will be filled at the opening level, not at your stop-loss order level.

A stop limit order is a particular kind of stop-loss order. A stop limit order means that the order will not get filled at all below the limit of the order. This means that if the new or opening price gaps beyond your stop limit order, your order will not be filled at all.

In any case, the stop-loss order, of any kind, is not a guarantee that it will actually be filled. This is the case with any order you place (and which is accepted by IC Markets) as long as it is made in accordance with the Account Terms. For example, IC Markets' Hedge Counterparty is required to ensure there is an orderly market, so its trading may be stopped by them or modified (by way of converting a stop-loss order to them to a stop limit order) in order to comply with their obligation to maintain an orderly market. That means the stop-loss order you place with IC Markets may be similarly affected.

Not only can Stop orders be used to close existing open positions but they can also be used to open new positions, this is known as a stop-entry order. For example, should you wish to enter the market at a level above the current market price or below the current market price a stop-entry order would be used.

A stop-entry order to open a new long position would be triggered if our offer price (for a stop-entry order that requires an order to buy a CFD) to a point that is beyond the level specified by you (and accepted by us). Conversely, for example, your stop-entry order to open a new short position would be triggered if our bid price (for a stop-entry order that requires an order to sell a CFD) moves to a point that is beyond the level specified by you (and accepted by us).

Trailing Stop Order

A sell trailing stop order sets the stop price below the market price with an attached trailing amount. As the market price rises, the stop price rises by the trail amount, but if the stock price falls, the stop-loss price does not change, and a market order is submitted when the stop price is hit. This technique is designed to allow an investor to specify a limit on the maximum possible loss, without setting a limit on the maximum possible gain. "Buy" trailing stop orders are the mirror image of sell trailing stop orders, and are most appropriate for use in falling markets.

When setting the stop price you should be careful not to set it too close to the current market price being the price available to IC Markets, especially in a volatile market, since the stop price might be hit before the price starts to go up/down as you expect. On the other hand you should carefully consider how much you can afford to lose, if your prediction does not hold.

In any case, the Stop-loss Order of any kind is not a guarantee that it will actually be made. This is the case with any Order you place (and which is accepted by IC Markets) as long as it is made in accordance with the Account Terms.

If Done (Contingent) Orders

These are orders that become active only after another order is filled, and are otherwise known as "if done" orders.

Order durations

Orders will remain in effect until either it has been cancelled by you or us; executed by us; or we no longer quote the CFD which your order was placed over.

Typically IC Markets offers three main order durations, these are:

Good until cancelled - this is an order that you have placed that will remain in effect until it is cancelled by you.

Day Only – This is an order placed during the trading session that will remain in effect until the end of the trading session.

Good until Date – This is an order placed that will remain in effect until a date and time that you set.

Other features of Orders

Whether you place your order over the telephone, internet or any other method made available to you by IC Markets, it is important that you make the duration of your order clear. If you are placing an order by telephone it is important to note that day orders are treated as expiring at the close of the day's trading of the Exchange for the Underlying Instrument over which the CFD is offered, so it will not include any overnight trading sessions for that Exchange. This means that it is important that, at the time you place a day order, you specify whether you want that day order to apply for the day's trading on the relevant Exchange or whether you want the day order to apply for a specified period.

If we accept one of these orders, then when our bid or our offer prices reach or exceed the level of your order, your instruction will be triggered and subsequently executed (subject to the terms set out in the Account Terms).

It is your responsibility to understand how an order operates before you place any such order with us. Examples are set out below and further information can be found on our website or by asking us.

Your order may be executed irrespective of the length of time for which your order level is reached or exceeded. In volatile markets our bid/offer quote might 'gap' through your order level, so that the closing level or the opening level may be beyond the exact level specified by you.

When you place an order, you are dealing with us as principal - you are not dealing on an Exchange. While we seek to execute your order at the level

that might have been achieved had a similar order been placed on an Exchange, it may not be possible to determine what such a level might have been. We do not assure you that your order will be executed at any such level. We will reasonably exercise our discretion to determine when orders are triggered and the level at which they are executed.

You can cancel or amend the level of an order with our agreement at any time before our bid/offer quote reaches or exceeds your current specified level. We also reserve the right to aggregate or to work the instructions we receive to open or to close out CFDs, including Stop Orders.

Examples of Orders

Example 1: Selling a share CFD with a conventional Stop Order opening the position

Xanadu Limited shares are quoted at $5.45/5.46 on the Exchange, and you sell CFDs for 5000 Xanadu Limited shares at $5.45 (the bid price). You decide to put your Stop-Loss Order at $5.70. There is no cost or fee charged for placing a Stop-Loss Order (but remember that any Transaction resulting from your Stop order will incur the usual Transaction Fees). Should the market move against you, your position would be Closed Out at $5.70, however, should the market gap straight through your Stop Order, your position would be Closed Out at the next available level that we consider is fair and reasonable.

In this example, we will assume that Xanadu Limited shares gap straight through the Stop Order level of $5.70 and the position is Closed Out at $5.75, resulting in a loss of $1,500 (excluding our Transaction Fee, Finance Charge and dividend adjustments). This loss is calculated as $1,500 ($5.45, the opening level, minus $5.75, the Stop Order level plus market slippage of $0.05 = $0.30 x 5000 shares = $1,500.)

Triggering the Stop Order

After you have held the position for a few weeks, Xanadu Limited releases some positive news which results in Xanadu Limited shares opening significantly higher. ABC Company closed the previous day at $5.05, but it opens at $5.80/5.81. Xanadu Limited our Stop Order is triggered, and your position is Closed Out at $5.81 (the level at which it would be possible to buy 5000 Xanadu Limited shares back) to Close Out the position.

Your gross loss on the Transaction is calculated as follows:

Opening level:	$5.45
Closing level:	$5.81
Difference:	$0.36
Gross loss on Transaction:	$0.36 x 5000 = $1,800

To calculate the total loss on the Transaction, you must also include Transaction Fee, Finance Charge and any dividend adjustments that might be made during the period the position was Open.

Your total loss is calculated as follows:

Gross loss on Transaction:	($1,800)
Total Transaction Fee:	($56.30)
Finance Charge adjustment:	$50.00
Overall or total loss:	($1,806.30)

Example 2: Buying a share CFD with a Trailing Stop

Trailing Stops are a type of Stop Order that track your profitable positions automatically – and close your trade should the market move against you. Trailing Stops prevent you having to monitor and move your stops constantly.

When you open your position you specify two numbers for your Trailing Stop:

Stop distance – how far away from the opening level your Stop is placed

Step size – the size of the increments by which the Stop can move

For example, say Great Big Mining Company is quoted at $28.20/28.24 in the market. You buy CFDs for 5000 shares at $28.24/CFD, and you set a Trailing Stop with a Stop distance of 30 points and a Step size of 10 points.

The Stop initially sits at $27.94, i.e. 30 points behind your opening price. Immediately, Great Big Mining Company starts to rise. Very soon our sell price has risen to $28.34/CFD (10 points above your opening price) and your Stop 'steps' up by 10 points to $28.04 to re-establish a 30-point distance from the new market level.

The rally continues and by late-afternoon Great Big Mining Company is trading at $28.89/28.93. Your Stop has therefore moved automatically five more times, so you are now sitting on a healthy potential profit with your Stop waiting 35 points behind at $28.54.

A surprise news announcement suddenly sends Great Big Mining Company share prices plummeting and within minutes trading is back down at $28.30/$28.34. Your Trailing Stop has been triggered and your position is closed 35 points below the recent high – at $28.54, still well above your opening price of $28.24.

With a conventional Stop Order you would still be in the market because your Stop Order would have remained at its initial level of $27.94. By contrast, a Trailing Stop follows the market in a profitable direction.

The only difference between a Trailing Stop and a conventional Stop Order is that the level of a Trailing Stop moves positively with the market whereas the level of a conventional Stop Order remains fixed. Once a Trailing Stop is triggered, it is treated in exactly the same manner as a conventional Stop Order.

Example 3: Buying a share CFD with a Limit Order

A Limit Order is an instruction to deal if our price moves to a more favourable level (e.g. to 'buy' if our price goes down to a specified level or to 'sell' if our price goes up to a specified level,).

For example, if we were quoting shares in Biotech International Limited at $23.46/23.54 you might give a Limit Order to 'buy' at a limit of $23.30. Your Limit Order will be triggered if at any time, inside or outside market hours, our offer quote moves through the level of the Limit Order (in this case $23.30). We will normally accept a Limit Order on any open position except positions on options.

Notes to all examples in this PDS:

1. The above examples are to illustrate the impact of key variables on the outcome of a Transaction. They are not forecasts or projections of any particular Transaction.
2. The worked examples illustrate in dollar terms how trading incurs fees (including fees charged by IC Markets), charges or other payments. These examples are not intended to be exhaustive and document every trading strategy.
3. The examples use simplifying assumptions by not taking into account an investor's tax, tax rate or overall tax position, potential changes in interest rates charged to or earned on the Account or the time value of money. While these variables will undoubtedly change the outcome of a Transaction, they are normal market variables which cannot now be predicted and so must be taken into consideration by a potential investor in Transactions.
4. Margin requirements, interest rates and external charges may change at any time.

4.13 DIVIDENDS

If you hold a long equity CFD, you will be credited with an amount equal to the gross unfranked dividend on the relevant number of the CFD's Underlying Securities on the payment date (CFDs do not confer rights to any dividend imputation credits).

Conversely, if you hold a short CFD, your Account will be debited an amount equal to the gross franked dividend on the Underlying Securities on the *ex*-dividend date.

The dividend reports given by IC Markets record the adjustments made to your CFDs for dividends or other corporate actions affecting the Underlying Securities (and do not refer to actual dividends paid by the issuer of the Underlying Instrument).

4.14 CORPORATE ACTIONS

If there is a corporate action by the company which issues the CFD's Underlying Instrument to which the CFD relates, IC Markets may in its discretion make an adjustment to the terms of the CFD in accordance with the Account Terms. For example, an adjustment will ordinarily be made for share splits, consolidations or reclassifications of shares, bonus issues or other issues of shares for no consideration, rights issues buy backs, in specie distributions, takeovers, schemes of arrangement or similar corporate actions, a corporate action event that has a dilutive or concentrative effect on the market value of the shares or, if the CFD relates to an index, a substantial adjustment to the composition of the index outside its own terms allowing for adjustments or weightings, a failure to publish the index or a suspension or a cancellation of the index.

IC Markets has the right to decide to make an adjustment in any circumstance if IC Markets considers an adjustment is appropriate. IC Markets has a discretion to determine the extent of the adjustment so as to place the parties substantially in the same economic position they would have been in had the adjustment event not occurred.

IC Markets may elect to close a position (without prior notice to you) if an adjustment event occurs and it determines that it is not reasonably practicable

to make an adjustment. IC Markets may also elect to close a CFD if the CFD's Underlying Securities are the subject of a take-over offer, scheme of arrangement or other mechanism for change in control, prior to the closing date of the offer.

CFDs do not entitle you to direct IC Markets on how to exercise any voting rights in connection with the CFD's Underlying Instrument such as shares.

4.15 SUSPENSIONS AND DE-LISTINGS

If an Underlying Instrument to which a CFD transaction relates is suspended or has halted trading for whatever reason, we suspend trading in the CFD and we may increase the amount of Margin required to support that open position at our reasonable discretion. If the open position remains suspended for a time that we think is unacceptable to us in our sole discretion, we may close the open position at the closing price.

If an Underlying Instrument to which a CFD transaction has been de-listed, we may close all affected open positions at the closing price at our discretion.

4.16 NO SHAREHOLDER BENEFITS

As a holder of a CFD, if the CFD's Underlying Instrument is a share or other voting security, you do not have rights to vote, attend meetings or receive the issuer's reports, nor can you direct IC Markets to act on those rights. Other benefits such as participation in shareholder purchase plans or discounts are unavailable.

4.17 MARKET CONDUCT

All financial services providers (including IC Markets) have legal obligations relating to market conduct. IC Markets clients should be aware that some practices in placing orders can constitute market manipulation or creating a false market which is conduct prohibited under the Corporations Act 2001. It is the Client's responsibility to be aware of unacceptable market practices and the legal implications. The client may be liable for penalties to regulators such as ASIC or be liable to IC Markets for costs to IC Markets arising out of those trading practices of the client which lead to the client, IC Markets or any other person suffering loss or penalty.

4.18 DAILY VALUATION

During the term of a CFD Transaction, IC Markets will determine the value of your Account(s), based on the value of the CFDs in your Account.

If trading in the CFD's Underlying Instrument is suspended or halted by the relevant Exchange, the CFD position will be re-valued by IC Markets for your Account.

4.19 CLOSING A CFD

Ordinarily, CFDs do not expire or have a fixed term of existence, so they must be Closed Out by you.

Futures CFDs and options CFDs will, however, expire if the Underlying Instrument (i.e., futures contracts) expires unless they are rolled into the next available contract. To Close Out your CFD, you contact IC Markets, either directly or via the online trading platform, to determine the current market value of the Underlying Instrument for the CFD, with the view to closing the CFD position (or part of it). IC Markets will confirm the current market value and you will then decide whether to accept the value, and if so, you would instruct IC Markets to close your open position in accordance with your instructions. The total Closing Value is then determined by multiplying the number of CFDs by the value of the CFD's Underlying Instrument.

Transaction used to close the position (See section 6 for further details).

In order to provide the CFDs to you in an efficient and low-cost manner, IC Markets has discretion in determining Closing Prices. In general, without limiting IC Markets' discretion, it should be expected that IC Markets will act reasonably and have regard to a range of relevant factors at the time, such as the Closing Price of the Underlying Instrument for the CFD, any foreign currency exchange rates which are relevant due to the denomination of your CFD or Account(s) and any suspension or halt in trading of the Underlying Instrument. In the worst case, it is possible that the Closing Price determined by IC Markets may be zero.

IC Markets also has the right to decide to make an adjustment in any circumstance if IC Markets considers an adjustment is appropriate. IC Markets has a discretion to determine the extent of the adjustment so as to place the parties substantially in the same economic position they would have been in had the adjustment event not occurred.

IC Markets may elect to Close a position (without prior notice to you) if an adjustment event occurs and it determines that it is not reasonably practicable to make an adjustment.

Although there are no specific limits on IC Markets' discretions, IC Markets must comply with its obligations as a financial services licensee to act efficiently, honestly and fairly.

The amount of any profit or loss you make on a CFD will be based on the difference between the amount paid for the CFD when it is issued (including fees and charges) and the amount credited to your Account when the CFD is Closed Out (including allowance for any fees and charges).

4.20 YOUR COUNTERPARTY RISK ON IC MARKETS

When you deal in IC Markets' CFDs, you have a counterparty risk on IC Markets so you should consider your credit risk of IC Markets having the financial resources at the time to pay you the amounts it owes you.

Your credit risk on IC Markets

You have credit risk on IC Markets when your Account has a net credit balance made up from the amounts you pay as Margin, the unrealised value of your CFDs, other amounts credited to your Account (from Closed positions or Finance Charges credited to your Account), less fees and charges and the minimum required Margin.

Your credit risk on IC Markets depends on the overall solvency of IC Markets, which is affected by IC Markets risk management.

Please note that the moneys withdrawn from the client trust account are payment by the Client to IC Markets and so the moneys become the property of IC Markets.

Since IC Markets acts on your authorisation to withdraw all of the funds which you deposit as your payment of Margin for your Account(s), typically your more significant credit risk arises when the moneys are withdrawn and paid to IC Markets (rather than the risks for when your money is in the client trust account). From the time of the withdrawal from the client moneys trust account, you are taking credit risk on IC Markets because you become an unsecured creditor of IC Markets.

Your credit risk on IC Markets is managed and reduced by:

- IC Markets applying its risk management policy and Margin policy designed to reduce risk to IC Markets and therefore benefit all of its Clients; and
- Keeping all surplus funds paid by Clients of IC Markets which are not paid to the Hedge Counterparty, in the client moneys trust account.

Risks from IC Markets' Hedge Counterparty

It is possible that IC Markets' Hedge Counterparties or any custodian used by a Hedge Counterparty may become insolvent or it is possible that other clients of Hedge Counterparty may cause a default which reduces the financial resources or capacity for that Hedge Counterparty to perform its obligations owed to IC Markets under the hedge contracts.

Since IC Markets is liable to you as principal on the CFD, IC Markets could be exposed to the insolvency of any Hedge Counterparty or other defaults which affect a Hedge Counterparty.

Counterparty Risk – Financial Resources

Since IC Markets is the CFD product issuer, you are exposed to the financial and business risk, including the credit risk associated with trading with IC Markets. If IC Markets becomes insolvent, IC Markets may be unable to meet its obligations to you.

IC Markets has risk management and compliance systems in place to manage risks including but not limited to financial, operational and credit risks.

IC Markets maintains a written policy to ensure it maintains adequate financial resources and complies with the financial requirements of its Australian Financial Services Licence. The steps that are taken to ensure this include:

- ensuring compliance with our financial obligations and licence conditions through conducting of an adjusted surplus liquid funds calculation in addition to cash flow projections;
- performing a daily client cash segregation calculation, ensuring we hold adequate cash in our client trust account in order to meet our obligations to clients; and
- all client money is held in trust accounts that are separate to IC Markets' operating account.

The risks you have by dealing with IC Markets (due to it being paid all of your moneys deposited into the client trust cannot be simplistically assessed by reference to historical financial information about IC Markets or its Hedge Counterparty or general statements of principle.

The credit risk you have on IC Markets depends on its solvency generally, as well as on the amount (and kind) of its capitalisation, its cashflow, all of its business risks, its counterparty risks for all of its business and transactions (not just CFDs), its risk management and actual implementation of that risk management.

Your credit risk on IC Markets will fluctuate throughout the day and from day to day, including due to the implied credit risk on its Hedge Counterparties, whose credit risk to IC Markets (and so indirectly to you) cannot be assessed or verified on a continuous basis or perhaps at all.

You should take into account all of those factors and not rely only on past financial statements since that could be materially incomplete information for your purposes, not current and therefore potentially misleading as a guide to the current solvency and credit-worthiness of IC Markets.

IC Markets' latest audited annual financial statements are available for inspection at our offices (free of charge).

Payments to you in IC Markets Insolvency

If IC Markets becomes insolvent, here is how you can be paid for any net credit balance in your Account:

- Any of your client moneys in the client moneys trust account should be paid to you, after deduction for any amounts properly payable to IC Markets for the CFDs or which you have otherwise agreed are payable to IC Markets (and subject to any court orders to the contrary).
- IC Markets would review whether it can and should pursue recovery action against any of its Hedge Counterparties for any claim against them.
- The precise amounts and timing of payments will not be known until the net position with the Hedge Counterparties are known.
- The position of the Hedge Counterparties depends on what it recovers from its hedge counterparties and what it owes its clients.
- IC Markets will need to assess the amounts prudently available to pay CFD Clients, and may choose to pay out interim amounts.
- IC Markets will need to assess fair and reasonable allocation to CFD Clients, having regard to, for example amounts paid from the client moneys trust account, Account balances and amounts recovered from a Hedge Counterparty.
- IC Markets is always able to pay Clients from its other available funds other than those held in the client moneys trust account (if any).

Counterparty Risk – Hedging

The term 'hedging' refers to the process where a financial services provider such as IC Markets reduces their exposure by entering into a corresponding trade with another entity referred to as a Hedge Counterparty. IC Markets manages its hedges of its CFD with its Hedge Counterparties on a portfolio basis and so, for the purposes of disclosing this risk, we need to consider the selection procedures and counterparties used by IC Markets.

Before entering into a relationship with a new Hedge Counterparty, IC Markets undertakes a due diligence process. This process includes a review of a number of key factors that relate to the risk of dealing with the counterparty. These include the counterparty's credit worthiness, reputation, regulatory oversight, funding arrangements, reporting processes, reliability, technology, fees and charges.

You should note that:

- IC Markets' Hedge Counterparties have not been involved in the preparation of this PDS nor authorised any statement made in this PDS relating to it.
- IC Markets' Hedge Counterparties have no contractual or other legal relationship with you as holder of the CFD. Our Hedge Counterparties are not liable to you and you have no legal recourse against them (because IC Markets acts as principal to you and not as agent) nor can you require IC Markets to take action against our Hedge Counterparties.
- IC Markets gives no assurance as to the solvency or performance of any Hedge Counterparty. IC Markets does not make any express or implied statement about the solvency or credit rating of any Hedge Counterparty, however we maintain a policy for managing the appropriateness of our counterparties.
- The regulation of a Hedge Counterparty is no assurance of the credit quality of the Hedge Counterparty or of any regulated or voluntary scheme for meeting the claims of creditors of the Hedge Counterparty. For example, although a Hedge Counterparty may be licensed by the Australian Securities and Investments Commission or other regulatory body that gives no assurance that the Hedge Counterparty has good credit quality or it will perform its obligations to IC Markets.
- The credit quality of a Hedge Counterparty can change quickly. IC Markets is not able to make assessments of the credit quality of its Hedge Counterparty which it can disclose and reports by independent credit rating agencies may not be available because of their lack of consent or because they are not licensed to allow such reports to be cited in the PDS given to retail clients.

IC Markets is not authorised to set out in this PDS any further information published by a Hedge Counterparty and IC Markets takes no responsibility for third-party information about the Hedge Counterparty which may be available to you. If you require further information about the Hedge Counterparty used by IC Markets before deciding whether to invest in CFDs, please first contact IC Markets or view our list of hedge counterparties on our website.

Section 5 – Significant Risks

Using CFDs involves a number of significant risks. You should seek independent advice and consider carefully whether CFDs are appropriate for you given your experience, financial objectives, needs and circumstances.

5.1 KEY RISKS

You should consider these key risks involved in CFDs:

Key Risks	Important issues
Loss from Leverage:	CFDs have leverage which can lead to large losses as well as large gains. The high degree of leverage in CFDs can work against you as well as for you. The leveraging in a CFD gives a moderate to high risk of a loss larger than the amounts you pay IC Markets (as Initial Margin or Variation Margin) and we hold on trust for you. It can also cause volatile fluctuations in the Margin requirements. Losses are likely if you do not adequately monitor your CFDs and Close Out any positions at a value acceptable to you.
Unlimited loss on CFDs:	There is a moderate to high risk of your potential loss on CFDs being unlimited – more than the amount you pay IC Markets for the CFDs. You can avoid unlimited losses if you do not trade CFDs. You can minimise losses on CFDs by monitoring your positions and Closing Out the positions before losses arise.
Client moneys are applied to pay for your CFDs:	The money which you pay into the client moneys trust account is not kept there but is withdrawn to pay IC Markets before the CFDs are issued to you, even if you pay more than the minimum Margin required. Your client moneys cannot be retained in the client moneys trust account because you need to pay IC Markets before the CFD is issued to you. You can minimise your loss of funds held on trust for you by only paying into the client moneys trust account the amount you are prepared to lose. Moneys withdrawn from the IC Markets client moneys trust account are either to pay IC Markets or to pay you. Moneys withdrawn to pay IC Markets are IC Markets' moneys (and are not held for you). Once your moneys are withdrawn from the IC Markets client moneys trust account you become an unsecured creditor of IC Markets and you lose all of the protections you had when your client moneys are in the IC Markets client moneys trust account.

Key Risks	Important issues
Margin risk:	You must be able to pay to IC Markets the amount of required Margin cover as and when required, otherwise all of your Transactions may be Closed Out without notice to you. Margin requirements are highly likely to change continuously, in line with market movements in the Underlying Instrument. You should consider there is a high risk of Margin requirements changing and changing at times very rapidly. There is a moderate to high risk that if the market value of the Underlying Instrument moves rapidly against you, you will be required to pay more Margin on little or no notice. If you do not meet those requirements, your positions can be automatically Closed Out. You can minimise your risk of losing your positions after failing to meet Margin requirements by carefully selecting the type and amount of CFDs to suit your needs, monitoring the positions, maintaining a prudent level of cash balance in your Account and providing sufficient Variation Margin within the time required by IC Markets.
Foreign exchange risk:	Foreign currency conversions required for your Account (see Section 7.1 for a further description) can expose you to foreign exchange risks between the time the Transaction is entered into and the time the relevant conversion of currencies occurs. Foreign exchange markets can change rapidly. This exposes you to adverse changes in the value of your Account which can be large (depending on foreign exchange rates) and volatile. This will directly affect the value of a CFD position and that in turn can affect the minimum amount of Margin required (or trigger a Margin call). You can minimise this risk by selecting CFDs with foreign exchange exposure that you are prepared to incur and to monitor.
Counterparty risk (Financial Resources):	You have the risk that IC Markets will not meet its obligations to you under the CFDs. IC Markets' CFDs are not Exchange traded so you need to consider the credit and related risks you have on IC Markets. As IC Markets is the CFD product issuer, you are exposed to the financial and business risk, including the credit risk associated with trading with IC Markets. If IC Markets becomes insolvent, IC Markets may be unable to meet its obligations to you. IC Markets believes that your counterparty risk on IC Markets is low, especially due to its hedging policy, Margin policy and risk management. The potential adverse outcome of this risk is very significant to you since, if it occurs, you could lose all or some of your investment. You can minimise your counterparty risk on IC Markets by limiting the amount you pay IC Markets, trading prudently and requesting payment to you of any surplus in your Account which is not required for prudent Margin management.
Counterparty risk (Hedging):	The term 'hedging' refers to the process where a financial services provider such as IC Markets reduces its exposure by entering into transactions with another entity referred to as a Hedge Counterparty. IC Markets manages its hedges of its CFD transactions with Hedge Counterparties on a portfolio basis and so, for the purposes of disclosing this risk you need to consider the selection procedures and counterparties used by IC Markets. Before entering into a relationship with a new hedging counterparty IC Markets undertakes a due diligence process, this process includes a review of a number of key factors that relate to the risk of dealing with the counterparty. These include the counterparty's credit worthiness, reputation, regulatory oversight, funding arrangements, reporting processes, fees and charges (See section 4.20). In accordance to CFTC and ASIC regulations, we are required to disclose counterparty financial institutions participating in the electronic platform enabled inter-connected foreign exchange marketplace to Qualified Eligible Person United States clients. These active registered liquidity provider counterparties are and include: Bank of America, UBS, HSBC, Citigroup, Goldman Sachs, BNP Paribas, RBC, JPMorgan Chase Bank, Morgan Stanley. Our liquidity provider partners are also featured and listed on our main company website.

5.2 OTHER SIGNIFICANT RISKS

You should consider these significant risks involved in CFDs:

Market risk:	CFD trading is highly speculative and volatile. There is a high risk that market prices will move such that the Contract Value of your CFDs on closing can be significantly less than the amount you invested in them. There is no guarantee or assurance that you will make profits, or not make losses, or that unrealised profits or losses will remain unchanged. You can reduce your risk by understanding the market relevant to your CFDs, monitoring your CFD positions carefully and Closing your positions before unacceptable losses arise. As CFDs are Over the Counter financial products you do not have the benefit of some of the advantages of trading on a licensed market, such as having a central clearing house to guarantee our obligations to you. IC Markets continues to offer trading in CFDs when the Underlying Instrument is illiquid but suspends trading in the CFD if the Underlying Instrument is suspended or delisted. In accordance with IC Markets Account Terms we may close related CFD positions at a price that is based on current and anticipated market conditions as determined by us in good faith.
Not a regulated market:	The CFDs offered by IC Markets are over-the-counter derivatives and are not covered by the rules of an Exchange. For example, trading on the ASX is governed by rules applicable to brokers and generally has the benefit of a guarantee system known as the National Guarantee Fund which provides protection from fraud or misconduct by brokers in connection with certain ASX trades. The ASX rules and the National Guarantee Fund do not apply to trading in CFDs. Over-the-counter contracts, by their nature are not liquid investments in themselves. If you want to exit your CFD, you rely on IC Markets' ability to Close Out at the time you wish, which might not match the liquidity or market price of the Underlying Instrument. You can reduce your risk by carefully reading this PDS, the Account Terms and taking independent advice on the legal and financial aspects relevant to you.
Market disruptions:	A market disruption may mean that you may be unable to deal in CFDs when desired, and you may suffer a loss as a result of that. Common examples of disruptions include the "crash" of a computer-based trading system, a fire or other Exchange emergency, or an Exchange regulatory body declaring an undesirable situation has developed in relation to particular series of contracts or a particular trade, and suspends trading in those contracts or cancels that trade.

Significant Risk	Important issues
Orders and gapping:	It may become difficult or impossible for you to Close Out a position. This can, for example, happen when there is a significant change in the CFD's value over a short period. There is a moderate to high risk of this occurring as a result of market volatility. IC Markets' ability to Close Out a CFD depends on the current market price. Gapping risk refers to an occurrence w the quote moves from one price to the next price, through an order level. This may be because the Underlying Instrument to which the CFD relates has stopped and recommences trading at a price below or above a Stop Loss Order level, or may trade in insufficient size as represented by your order for IC Markets to be able to place a trade in the Underlying Instrument. When gapping occurs your orders are executed at the Quote based on the first price that IC Markets are reasonably able to obtain in the Underlying Instrument. Accordingly, where you have an Order you must understand the potential impact of Gapping. You should consider placing orders or other orders that limit your losses but also closely monitor your Account and the relevant market in case the stop-loss order is not fully filled or filled at all and you need to take further action to limit your losses. You should note that contingent orders (such as, Limit and stop orders) are not guaranteed executable at the specified level or amount, unless explicitly stated otherwise by IC Markets. It is your responsibility to manage your orders, any order that you have placed and have not cancelled maybe filled by us and as a result you may incur a loss as a result of that order.
Online trading platform:	You are responsible for the means by which you access the online trading platform or your other contact with IC Markets. If you are unable to access the online trading platform, it may mean that you are unable to trade in CFDs (including Closing them out) or you might not be aware of the current Margin requirements and so you may suffer loss as a result. IC Markets may also suspend the operation of the online trading platform or any part of it, without prior notice to you. Although this is considered to be a low risk since it would usually only happen in unforeseen and extreme market situations, IC Markets has discretion in determining when to do this. If the online trading platform is suspended, you may have difficulty contacting IC Markets, you may not be able to contact IC Markets at all, or your orders may not be able to be executed at prices quoted to you. There is a moderate to high risk that IC Markets will impose volume limits on client accounts or filters on trading, which could prevent or delay execution of your orders, at your risk. You have no recourse against IC Markets in relation to the availability or otherwise of the online trading platforms, nor for their errors and software. Please review the terms and any guidance material for any particular online trading platform.
Exchange:	The rules of the relevant Exchange govern the trading in an Underlying Instrument which is Exchange-traded and so will indirectly affect the dealing in those CFDs.
Conflicts:	Trading with IC Markets carries an unavoidable risk of actual conflicts of interests because IC Markets is acting as principal in its CFD Transactions with you and IC Markets sets the price of the CFDs and also because it may be transacting with other persons, at different prices or rates, or IC Markets will be trading with market participants. The policy used by IC Markets is that as principal it issues the CFD to you based on the price it gives you, not by acting as broker to you. You can reduce the risks to you of unfavourable pricing or opaque pricing (meaning it is unclear how it relates to the underlying market) by monitoring IC Markets' CFD pricing compared with other CFDs which have comparable terms and by monitoring the underlying market.
Valuations:	The CFDs are valued by IC Markets. Typically this is by direct reference to (but not automatically solely derived from) the market value (or, if relevant, index level) of the relevant Underlying Instrument on the relevant Exchange which in turn affects the price quoted by a Hedge Counterparty to IC Markets. If the Exchange fails to provide that information (for example, due to a failure in the Exchange's trading system or data information service) or trading in the Underlying Instrument is halted or suspended, IC Markets may exercise its discretion to determine a value. Due to the nature of CFDs, in common with industry practice for such financial products, IC Markets' discretion is unfettered and so has no condition or qualification. While there are no specific limits on IC Markets' discretions, IC Markets must comply with its obligations as a financial services licensee to act efficiently, honestly and fairly. You therefore have the risk of relying on whatever value is determined by IC Markets in the circumstances permitted by the Account Terms.
Regulatory bodies:	A Client may incur losses that are caused by matters outside the control of IC Markets. For example, actions taken by a regulatory authority exercising its powers during a market emergency may ultimately result in losses to the client by reason of the effect of those actions on the Underlying Instrument and so the terms of the client's CFD. A regulatory authority can, in extreme situations, suspend trading or alter the price at which a position is settled, which will affect the Underlying Instrument for the Client's CFD.
Dealing spread risk:	For CFDs where we have applied a spread amount to the quoted prices there may be circumstances where the spread that you were quoted when you opened your position is greater than the spread applied when your position was Closed and vice versa. In such a scenario you may face greater costs in Closing a position than anticipated. Furthermore dealing spreads may widen depending on market volatility and trading hours.
Volatility risk:	Financial markets can be volatile. Unpredictable events can occur and prices of the Underlying Instrument over a CFD is based may move rapidly on little trading volume. In such circumstances it may become very difficult, if not impossible, to execute CFD Orders according to you instructions or at all, which could cause you to suffer a loss. In other circumstances there may be low trading volumes in the Underling Instrument to which your CFD relates and we may limit the size of the orders that you are able to place, which may prevent you from fulfilling your desired trading strategy.
IC Markets' powers on default, indemnities and limitations on liability:	If you fail to pay, or provide security for, amounts payable to IC Markets or fail to perform any obligation under your Transactions, IC Markets has extensive powers under the Account Terms to take steps to protect its position. For example, IC Markets has the power to Close Out positions and to determine the rates of interest it charges. Additionally, under the Account Terms you agree to indemnify IC Markets for certain losses and liabilities, including, for example, in default scenarios. You should read the Account Terms carefully to understand these matters.
Operational risk:	There is always operational risk in a CFD Transaction. For example, disruptions in operational processes such as communications, computers and computer networks, or external events may lead to delays in the execution and settlement of a transaction. We are not liable to you if losses arise owing to delays, errors or failures in operational processes outside our control, in particular, due to faults in the online trading platform or in the provision of data by third parties.

Section 6 – Costs, Fees & Charges

6.1 COSTS, FEES & CHARGES

IC Markets derives a financial benefit by entering into other transactions with other persons at different rates from those charged to the Client.

6.2 CFD TRANSACTION FEES

Commission

We charge a Transaction Fee on each CFD. Our rates vary depending on the type and level of service required, and the frequency and size of transactions.

There are different types of Transaction Fee charging models that can be applied depending on the individual CFD.

1. Percentage per trade

The greater of:

- the amount that is calculated by multiplying the Transaction Fee rate by the Contract Value of the CFD; and
- a minimum Transaction Fee or a minimum ticket Transaction Fee depending on the ticket size.

2. Fee per contract

The greater of:

- the amount that is calculated by multiplying the amount of CFDs traded by the individual charge per contract; and
- a minimum Transaction Fee or a minimum ticket Transaction Fee depending on the ticket size.

The Transaction Fee that you will be actually charged is disclosed on your statement.

The standard fee for CFDs you will be charged per Transaction is typically between 0.1% and 1% of the value of the Transaction and is up to a maximum of 5%, a minimum transaction fee may apply. The fee accrues immediately upon execution of the trade, and will be reflected in the execution price in accordance with the Account Terms.

Please remember that because you are required to enter into one CFD Transaction to Close Out the existing CFD Transaction, there may be a Transaction Fee on the CFD Transaction used to close the position.

An illustration of CFD Commission rates are calculated as a percentage of the notional value of the position is shown below:

CFD Transaction value	:	10,000 Share CFDs at $1 = $10,000 ($1 x 10,000)
Commission charge	:	0.10% (i.e 10 basis points)
Commission amount	:	$10 ($1 x 10,000 x 0.001)

In the case of Foreign Exchange CFDs we charge a commission rate per standard lot. The commission rate is typically AUD $3.50 per standard lot calculated in the base currency of your Account. The commission for Foreign Exchange CFDs is calculated as per the example below.

You decide to go long on the Australian dollar (AUD) against the US Dollar (USD) AUD/USD, and ask for a quote for 5 lots, the equivalent of USD 500,000 (lot sizes are set out in the trading details and on your trading platform). We quote you 1.0498/1.0499 and you buy 5 lots at 1.0499. Using a Transaction Fee rate of $3.5 per lot, your commission would be $17.50 (5 x $3.50).

Spread

The Spread is the difference between the bid and offer prices and should be factored into trading. Although not a direct cost (or separate charge) this is a feature of the product that should be considered prior to trading.

IC Markets will typically charge you a commission amount (the Transaction Fee) however should you elect to trade on a commission free basis, IC Markets will apply a larger Spread in the prices quoted.

The larger Spread is applied by way of adding the price shown to you by adding a further amount. Spreads can vary according to the volatility of the Underlying Instrument. We may change our Spreads at any time. Certain instruments may have wider Spreads outside of conventional market hours. Information regarding the Spreads that we quote is available from us directly and is published on our website.

Our normal Spreads are calculated as follows:

AUD/USD	: 1.04970/1.05000
Spread = (bid price – offer price)	: (1.04970-1.05000) = 3 pips
Cost = (quantity x spread)	: (1,000 x 0.0003) = 30 cents

6.3 FINANCE CHARGES/CREDIT

We apply a finance, swap or rollover charge to CFDs positions that you hold overnight, the financing charge will be applied daily on the face value of all open positions in your Account.

The financing charge is based on the current Base Rate for the currency in which you hold the CFD in plus or minus a maximum amount of 3% (this is known as the financing spread) this depending on whether you hold a long or short CFD position. For Foreign Exchange CFDs the Financing Rate or swap rate is calculated by determining the difference between the funding rates for the currencies quoted in the pair plus or minus our mark-up. For worked examples relating to financing charges see Section 4.11.

There is a Finance Charge applied to your Account and to each Trading Account if the value of the Withdrawable Funds is a negative number this is known as debit interest and is charged at a rate of the Base Rate plus 4%.

Overnight Financing Formula

Interest charges on equity CFDs are calculated according to the following formula:

F = n x P x I/360.

Interest adjustments for stock indices and index CFDs are calculated according to the formula:

F = n x L x P x I/360.

Interest adjustments for Forex CFDs, which reflect the relative interest rates of the currencies concerned, are calculated according to the formula:

F = V x R/360.

Where:

F = financing rate adjustment

n = number of shares or lots

P = current share or index price (closing price)*

L = lot size

I = applicable interest rate

V = the current value of the position in the second currency, equal to number of contracts (C) x contract size x spot exchange rate (P).

R = a percentage rate which reflects the overnight interest differential between the two currencies, in each case the individual interest rates used to calculate R will be a maximum of one percentage point above or below (at our discretion) the local interbank offered rate for the currency concerned.

Please see Section 4.11 for worked examples relating to the calculation of financing charges.

The formulas use a 360-day divisor for Australian, US and European shares and indices, and a 365 divisor for UK, Singapore and South African shares and indices.

A dividend adjustment is applied when a share (or a component share in the case of stock indices) passes its ex-dividend date (including the ex-date of any special dividend) in the underlying market.

In the case of long positions, the dividend adjustment is credited to your account, in the case of short positions it is debited from your account. The dividend adjustment for shares (Australian or otherwise) varies depending on local tax arrangements which may vary from time to time. An adjustment will also be made to your account to reflect the effect of a bonus share issue, scrip or rights issue affecting the underlying share if you have an open CFD position.

The maximum interest rate that may be levied under this PDS is the relevant interbank or central bank cash rate target +3% (for long positions) or -3% (for short positions). The relevant interbank or central bank cash rates used are listed in the Contract Details in the trading platforms or are available on request.

Base financing rate

The base financing rate is typically the benchmark cash rate (i.e., reference rate) of the country to which the currency of the Underlying Instrument of the CFD transaction relates. For example the rate for Australian CFDs is the RBA target cash rate.

In certain circumstances the base financing rate for some CFDs may be based on the London Interbank overnight rate (i.e., LIBOR) or interbank market rate for currencies not covered by LIBOR. IC Markets applicable base financing rate will depend on the product being traded.

For Foreign Exchange CFDs the base financing or swap / rollover rate is the interest rate differential between the two countries of the two quoted currencies in the Foreign Exchange pair, plus our spread. Refer to section 4.11.

6.4 INTEREST ON CASH BALANCES

IC Markets does not pay any interest on cash balances unless otherwise agreed in writing.

6.5 BANK FEES

The following fees may apply when funding your Account.

Payment Option	Charges
Mastercard	0-3.0%
Visa	0-3.0%
JCB	0-3.0%
Diners	0-3.0%
Wire Transfer (EFT)	No Charge
Bpay	No Charge

The account funding charges are merchant fees that we are charged by the banks that we deal with. IC Markets at its absolute discretion may elect to pay these fees on your behalf. Please be aware that you may incur fees imposed on your transaction by your bank. IC Markets is not responsible for these additional charges.

The following fees may apply when withdrawing money from your trading account.

Payment Option	Charges
Domestic Bank Transfers	No Charge, 12pm (AEST) cut-off time.
International Bank Transfers	$20 per transfer, 12 pm (AEST) cut-off time.
Urgent Domestic Bank Transfers (RTGS)	$35 per transfer, 12 pm (AEST) cut-off time.

Domestic bank transfers will ordinarily take 1-2 days to reach your bank account. Urgent bank transfer will ordinarily reach your bank account on the same day.

6.6 CONVERSION FEE

When you close an open position in a currency other than the Base Currency on your account, we automatically convert the realised profit and loss into the Base Currency of your Account at our current exchange rate quoted by us which may be different to the spot foreign exchange rate.

Opening CFD Transaction Value : Buy 10,000 equity CFDs at £1 = £10,000
(£1 x 10,000)

Closing CFD Transaction Value : Sell 10,000 equity CFDs at £2 = £20,000
(£2 x 10,000)

Realised Profit and Loss : AUD $16,300
(using GBP/AUD 1.6300 to convert £10,000)

6.7 STOCK BORROW FEES

IC Markets may charge you for the cost of our stock borrow charges in the event of being charged any such fees from our Hedge Counterparty. We will notify you of any such charges should they be incurred by us.

6.8 EXTERNAL FEES, TAXES AND CHARGES

You are responsible for any stamp duty, transaction duty, GST or similar goods and services or value added tax payable in respect of trading in Transactions (except for any income tax payable by IC Markets). Bank charges and fees imposed on IC Markets to clear your funds or in respect of your payments will also be charged to your Account.

The Account Terms may allow IC Markets to impose other fees or charges from time to time which do not relate directly to Transactions (and so are not costs, fees or charges for acquiring or later dealing in the CFD itself). For example, you may be required to pay royalty or similar charges set by data providers (e.g. the ASX) for your use of information feeds or for online transaction services. IC Markets may debit these amounts to your Account.

Exchange Fees

To enable your CFDs to trade on individual shares at market prices our dealing interface features share feed prices direct from the relevant stock exchange. The prices we publish for equity CFDs on shares are supplied to our trading platform from the relevant Exchange. Charges are incurred if we distribute data in this manner.

For clients who subscribe, the applicable exchange fees may be charged to your Account in accordance with the terms set out in the Trading Conditions published on our website. We may remove your access to an Exchange's price data if you do not have sufficient funds in your Account to cover the data fees. Your Account may be left with a debit balance as a result of ongoing data fees.

Section 7 – General Information

7.1 ACCOUNT CURRENCY

If you instruct IC Markets to effect a Transaction denominated in a currency different from the denomination of your Account currency, IC Markets will convert the currency value of your Transaction into the Account's currency.

The foreign currency conversions can expose you to foreign exchange risks between the time the Transaction is entered into and the time the relevant conversion of currencies occurs.

Foreign exchange markets can change rapidly. Exchange rates depend on a number of factors including for example, interest rates, currency supply and demand and actions of government. In some situations, exchanges of currency may be suspended. These will impact on the rates of conversion set by IC Markets.

7.2 DISCRETIONS

IC Markets has discretions under the Account Terms which can affect your Orders and positions. You do not have any power to direct how we exercise our discretions.

When exercising our discretions we will comply with our legal obligations as the holder of an Australian Financial Services Licence. We will have regard to our policies and to managing all risks (including financial, credit and legal risks) for ourselves and all of our clients, our obligations to our counterparties, market conditions and our reputation. We will try to act reasonably in exercising our discretions but we are not obliged to act in your best interests or to avoid or minimise a loss in your Account.

Our significant discretions are:

- whether to accept your Order (including to Close Out a position) or to amend it;
- any risk limits or other limits we impose on your Account or your trading;
- determining Margin requirements, especially the amount of Initial Margin, any Variation Margin, minimum Margin cover requirements, the time to meet any changed Margin requirement;
- determining values of CFDs (for opening and closing positions and for determining Margin);
- setting prices; and
- closing your positions and setting the Closing Price.

You should consider the significant risks that arise from IC Markets exercising its discretions.

Our other discretions include:

- setting our fees and interest rates (Base rate, Financing rate and swap rate);
- adjusting CFDs for adjustments made by the Exchange to the Underlying Instrument;
- setting foreign exchange conversion rates;
- opening and closing your Account;

- giving you a grace period for full compliance in paying by cleared funds any amount you owe; and
- interpretation, variation and application of our policies.

7.3 POLICIES

IC Markets has a number of policies that can affect your CFD investments. The policies are guidelines that IC Markets (including all of its staff) is expected to follow but policies are not part of the Account Terms and do not give you additional legal rights or powers.

We may change our policies at any time without notice to you. We may amend, withdraw, replace or add to our policies at any time without notice to you. Our policies may help you understand how we operate but all of the important information is set out in or referred to in this PDS so you should only rely on this PDS and not on the policies.

7.4 ANTI-MONEY LAUNDERING LAWS

IC Markets is subject to anti-money laundering and counter-terrorism financing laws (AML laws) that can affect your CFD trading. If your Account is established, IC Markets may disclose your personal information or stop transactions on your Account for the purposes of the AML laws or under IC Markets' AML laws procedures, without liability to you for any loss that arises due to that occurring.

7.5 ABOUT IC MARKETS

IC Markets is an Australian owned investment company. Further information about IC Markets is available on its website at www.icmarkets.com.

7.6 TAXATION IMPLICATIONS

CFDs will have taxation implications for Clients, depending on the current tax laws and administration, the nature of the Client for tax laws, the terms of the transactions and other circumstances. These are invariably complex and specific to each Client. You should consult your tax advisor before trading in these financial products.

The following information should be regarded as general information only.

Australian Taxation regime for CFDs

The Australian Taxation Office (ATO) has released Taxation Ruling 2005/15 which describes the income tax and capital gains tax consequences of dealing in CFDs. A copy of Taxation Ruling 2005/15 is available from the ATO's website www.ato.gov.au. Potential investors should note that this is a public ruling for the purpose of Part IVAAA of the Taxation Administration Act 1953 (Commonwealth) and therefore, if the ruling applies to the investor, the Commissioner of Taxation is bound to assess that investor on the basis outlined in the ruling. Penalties may apply where the treatment outlined in a taxation ruling is not followed and the investor has a tax shortfall. The following statements do not set out all of the content of the Taxation Ruling and there might be other taxation aspects that are relevant to your particular circumstances.

Profits and losses on CFDs

Any gains derived or losses incurred by you in respect of a CFD ordinarily should be included in your assessable income. When calculating the amount of profit or loss, you need to consider the difference between the Closing Value and the Contract Value on commencement of the position and any fees on open positions paid or received by you. If you hold your CFDs for the purpose of trading, you should seek independent taxation advice relevant to your circumstances.

Tax file number withholding rules

The tax file number withholding rules only apply to those investments as set out in income tax legislation. IC Markets' current understanding is that those withholding rules do not apply to its CFD financial products; however, if it is later determined to apply and you have not provided IC Markets with your tax file number or an exemption category, IC Markets may be obliged to withhold interest payments at the highest margin tax rate and remit that amount to the ATO.

Other fees, charges or commissions

If the CFD Transaction gives rise to gains that are assessable or losses that are deductible, any fees other than charges or Transaction Fees ordinarily should be available as a deduction at the time they are paid by the investor and debited against their Account.

Taxation of Financial Arrangements (TOFA)

The Australian laws on taxation of financial arrangements have rules (**Rules**) for determining the timing of gains and losses that arise in respect of financial arrangements. The rules provide that gains and losses from financial arrangements will be deemed to be a revenue amount for tax purposes.

The Rules are particularly important because it will have an impact on when a taxable gain or loss is recognised. This will affect your taxable income for the year and hence increase or decrease the tax payable.

The Rules could apply to the financial transactions made in CFDs; however, it excludes (i) individuals; (ii) superannuation funds and managed investment schemes whose total assets are less than $100 million and (iii) and other entities with a turnover which is less than A$100 million or other threshold tests, unless any of these persons elect to be treated by TOFA. You should seek independent taxation advice relevant to your circumstances.

Goods and Services Tax

With the exception of fees and charges as set out in this PDS, amounts payable for or in respect of CFDs are not subject to goods and service tax, in accordance with Australian Taxation Office Ruling GSTD 2005/3, available from www.ato.gov.au.

7.7 COOLING OFF

There is no cooling off arrangement for CFDs. This means that you do not have the right to return the CFD, nor request a refund of the money paid to acquire the CFD. If you change your mind after entering into a CFD with IC Markets, you must close it out, pay any Transaction costs and take the risk of incurring a loss in doing so.

7.8 ETHICAL CONSIDERATIONS

CFDs made under the Account do not have an investment component within the meaning of the Corporations Act for this purpose. Labour standards or environmental, social or ethical considerations are not taken into account by IC Markets when making, holding, varying or closing out CFDs.

7.9 JURISDICTIONS

The distribution of this PDS in jurisdictions outside Australia may be subject to legal restrictions. Any person who resides outside Australia who gains access to this PDS should comply with any such restrictions and failure to do so may constitute a violation of financial services laws.

7.10 IC MARKETS INSURANCE

IC Markets has the benefit of a comprehensive insurance policy in place to cover a variety of different scenarios, some of which may assist in the repayment of deficits arising from dealing with its Hedge Counterparty or if there is fraudulent activity by one of IC Markets' employees, directors or authorised representatives that results in your money being used in fraudulent activities. If the insurance policy is insufficient or the insurer fails to perform its obligations, IC Markets may not be able to make the payments it owes to you.

7.11 DISPUTE RESOLUTION

IC Markets wants to know about any problems you may have with the service provided to you so we can take steps to resolve the issue. IC Markets has an internal and external dispute resolution procedure to resolve complaints from clients who receive financial services. A copy of these procedures may be obtained through our website or by contacting us and requesting a copy (free of charge).

If you have a complaint about the financial product or service provided to you, please take the following steps:

1. Contact IC Markets and provide the details of your complaint. You may do this by telephone, facsimile, email or letter.
2. If you make a complaint in writing (which is not compulsory), we will acknowledge receipt of your complaint within 1 business day.
3. If your complaint is not satisfactorily resolved within five business days of receipt of your complaint, please contact the Compliance Department on +61(0)2 8014 4280 or put your complaint in writing and send it to the Compliance Department at:

   International Capital Markets Pty Ltd
   Level 6, 309 Kent Street
   Sydney NSW 2000

   IC Markets will try to resolve your complaint quickly and fairly. Complaints received in writing will be acknowledged within ten business days of written receipt of your complaint and we will use our best endeavours to try to resolve your complaint within 45 days of receipt of your written complaint unless we advise you that we require more time due to the nature of your complaint or other reasonable consideration.
4. If you still do not get a satisfactory outcome, you have the right to an external dispute resolution arbitration process, (eligible to U.S. QEP investor clients). Complaints may also be made to the Financial Ombudsman Service Ltd (**FOS**), if your complaint is within its rules. FOS is an external dispute resolution scheme. The contact details for FOS are:

Financial Ombudsman Service Limited
G.P.O. Box 3
Melbourne VIC 3001
Telephone: 1300 780 808
Website: www.fos.org.au

IC Markets is a member of the FOS complaints resolution scheme, membership number 13527. The service provided to you by FOS is free.

5. The Australian Securities and Investments Commission (ASIC) also has an Infoline on 1300 300 630 which you may use to make a complaint and obtain information about your rights.

7.12 PRIVACY

All of the information collected by IC Markets, in the application form or otherwise, is used for maintaining your Account and for the purpose of assessing whether you would be suitable as a Client.

IC Markets has obligations under, and has procedures in place to ensure its compliance with, the Privacy Act 2000.

Significantly, these include the following:

1. Collecting personal information

In collecting personal information, IC Markets is required to collect only information which is necessary for the purpose described above and ensure that collection of the information is by fair and lawful means; and to take reasonable steps to make you, the individual, aware of why the information is being collected and that you may access the information held by us.

If necessary, IC Markets also collects information on directors of a corporate client or agents or representatives of the client. IC Markets may be required by law to collect information, such as for taxation purposes or to identify persons who open or operate an account.

IC Markets may take steps to verify information given to it, such as consulting registries, referees, employers or credit agencies. This information will not be disclosed to any other person although IC Markets may disclose this information to its related bodies corporate if you intend to use the services of any of those related bodies corporate.

2. Using the personal information

Once IC Markets has collected the information from you, IC Markets will only use the information for the purposes described above unless you consent otherwise.

Personal information may be disclosed to:

- any person acting on your behalf, including your advisor, accountant, solicitor, executor, attorney or other representative;
- related bodies corporate of IC Markets if you use, or intend to use, services of those other corporations;
- any organisations to whom IC Markets outsources administrative functions;
- brokers or agents who refer your business to IC Markets (so that we may efficiently exchange information and administer your Account);
- regulatory authorities;
- as required or permitted by law or by court order.

This information will not be disclosed to any other person without your consent.

You may access your personal information held by IC Markets (subject to permitted exceptions), by contacting IC Markets. We may charge you for that access.

As IC Markets is obliged by law to take reasonable steps to ensure that the personal information used is accurate, up to date and complete, please inform us immediately if any of the information provided in this Section changes.

3. Retaining personal information

IC Markets has implemented and maintains secure protection of all personal information obtained from misuse, loss, unauthorised access, modification or disclosure.

The information will be destroyed or de-personalised if IC Markets no longer requires the information for the purpose referred to above.

7.13 APPLICATIONS

You apply for an Account by returning to IC Markets a completed application form which accompanies the PDS and Account Terms are available by contacting IC Markets' directly or is available on the internet.

Section 8 – Glossary

Account means your overall account with IC Markets established under the Account Terms and all Transactions recorded in them. Your Account will have one or more Trading Accounts.

Account Terms means the terms by which you deal in Transactions (as amended from time to time). For the CFDs covered by this PDS, these terms will be the CFD terms which were available with your application form for the Account (as later amended). Amendments may be notified to you from time to time in accordance with your current Account Terms.

ASIC means the Australian Securities and Investments Commission.

ASX means the securities and other Exchanges operated by ASX Limited.

Australian Dollars or **A$** means the lawful currency of the Commonwealth of Australia.

Base Currency is the first currency quoted when requested a quote for a Foreign Exchange CFD.

Base Rate means the amount nominated by IC Markets for this term from time to time, as notified to you (including through online services) or posted on its website. Unless otherwise specified from time to time, it is expressed as an annual rate accruing daily based on a year of 360 days.

Buffer Limit has the meaning given to it in Term 12(1) and 12(2) of the Account Terms and may be an order to open or to close a CFD.

Business Day means a weekday which is not a gazetted public holiday in Sydney.

CFD means a contract for the parties to pay in cash the difference in prices of financial products on the terms of the Account, including the CFD Terms.

CFD Terms means the terms for CFDs supplementing or otherwise part of the Account Terms.

Claims is used in this PDS to refer to all of the benefit of IC Markets' claims against the Hedge Counterparty arising out of the hedge contracts.

Client refers to the person who has the Account.

Client moneys trust account is the trust account operated by IC Markets for compliance with Part 7.8 of the Corporations Act to receive your deposits of moneys.

Close Out, Closed Out and **Closing Out** in relation to a Transaction means discharging or satisfying the obligations of the Client and IC Markets under the Transaction and this includes matching up the Transaction with a Transaction of the same kind under which the Client has assumed an offsetting opposite position.

Closing Date means the date on which the CFD Transaction is agreed to be Closed Out, or earlier, if actually or deemed to be Closed Out in accordance with the Account Terms.

Closing Price means the closing price (or, if an index, level) of the Underlying Instrument.

Closing Value means the value determined by multiplying the number of CFDs by the value or level of the CFD's Underlying Instrument at the Closing Date.

Contract Value means the face value of the CFD, and is calculated by IC Markets by multiplying the price (or, if an index, the level) of the relevant Underlying Instrument by the number of securities (or, if an index, multiplier) specified in or for the purposes of the CFD.

Current Market Price is the price available to IC Markets from its Hedge Counterparties, which may be a delayed price depending on whether you have subscribed for live pricing.

Day Order means an order for a Transaction which expires at the close of the Business Day's trading in the Exchange where the Underlying Instrument over which the CFD is offered is traded.

Exchange means the market operated by the ASX, ASX 24 operated by Australian Securities Exchange Limited (ABN 83 000 943 377), the Australian Clearing House operated by ASX Clearing Corporation Limited (ABN 45 087 801 554), or any other exchange or market in which IC Markets participates from time to time, whether directly or through agents or other market participants.

Finance Charge means a charge payable by you in respect of your Transaction, in accordance with the Account Terms.

Foreign Exchange CFD means a CFD issued by IC Markets whose Underyling Instrument is foreign exchange contract.

Futures Contract means a financial product traded on a futures Exchange whose specifications determine the terms of the relevant Futures Derivative. For example, the terms of Futures Derivative whose Underlying Reference Instrument is the ASX/SPI 200 Index™ will be determined based on the specifications of that Futures Contract.

IC Markets means IC Markets Pty Limited ABN 12 123 289 109; Australian Financial Services Licence No. 335 692.

Hedge Counterparty means a person with whom IC Markets enters into a hedge contract to hedge IC Market's exposure to a CFD.

Index means an Index CFD whose Underlying Reference Instrument is an index comprised of securities of issuers listed on an Exchange, typically an index sponsored or promoted by an Exchange. This could also be in the form of a futures contract where the reference is the underlying index.

Initial Margin means the amount which you are required to pay to IC Markets as the initial Margin cover for any Transaction which you propose to enter into.

Limit Order is an order to buy or sell at a specified price or better.

Margin means the balance of the amount of cash or other assets required to cover dealing through an Account.

Non-margin product means an IC Markets Product (or other Transaction) which has a Margin requirement equal to the full Contract Value (i.e 100%) of the Underlying Reference Instrument. This means there will be no later Margin requirement for that product (unless in respect of an instalment payment on an Underlying Reference Instrument which is a partly paid security). This product could be a synthetic equity.

Opening Price means the opening price (or, if an index, level) of the Underlying Instrument.

Order means any order placed by you to enter into a Transaction.

OTC contract means an over-the-counter contract for a financial product, including options and contracts in respect of foreign exchange or other commodities, such as metals.

Points or **Pips** means in the context of FX Product is the smallest increment by which a FX Product Price changes and is quoted depending on the number of decimal places the currency is quoted. For example on a USD/JPY Transaction, which is quoted with only two decimal (meaning one Pip = JPY 0.01).

Product Module means a product specific module which forms part of this Agreement and sets out the terms and conditions that apply to specific types of CFDs and/or Services, and any amendments thereto. If, after your agreement to the Account Terms, you are sent a Product Module for a particular CFD type that you have not traded or been provided with before, then that Product Module will be effective and binding on you from the date that you first trade or open a CFD governed by that Product Module.

Spread means the difference between the bid price and the ask price of a CFD.

Stop Order is an Order which is triggered when the price or level reaches a particular price/level (the stop price). Once the price/level has reached this price, a Stop Order essentially becomes a market order which is acted on.

Surplus is used in this PDS to refer to all of the surplus funds which IC Markets has, sourced from your Margin payments to it, which IC Markets has not paid to the Hedge Counterparty or paid as your fees and charges.

Trading Account means a specific account within your overall Account, which can be set up to apply to one particular currency or one particular group of CFDs, such as equity CFDs. The Trading Accounts are for your administrative convenience – they are not segregated trading accounts quarantined from each other.

Transaction means any of the kinds of OTC contracts which are traded under the Account Terms.

Transaction Fee means the fee or commission from time to time specified by IC Markets to be the amount payable by you to IC Markets in respect of each Transaction as set out in this PDS or as later varied in accordance with the Account Terms and this PDS.

Underlying Investment is just a general expression for the kind of investments that make up the Underlying Instrument, rather than referring to a specific Underlying Instrument for a CFD.

Underlying Instrument means any security, financial product, foreign exchange, commodity, index or other item (or any combination of one or more of those) the subject of a Transaction, including a value determined by reference to an index or an index multiplied by an amount of currency, in any jurisdiction, whether or not through an Exchange or other market facility. References in this PDS to an Underlying Instrument which is a share or other similar equity financial product also apply when the Underlying Instrument is different, for example, a futures contract, an exchange traded option, a currency (or pairs of currencies) (with any necessary adaptation to the particular kind of Underlying Instrument).

Variation Margin means an amount which you are required to pay to IC Markets as additional Margin cover.

We or **Us** refers to IC Markets.

Withdrawable Funds means the amount calculated by IC Markets as the amount of cash which would be paid to you from the Account if requested. For CFDs covered by this PDS, the Withdrawable Funds is calculated based on:

- the Withdrawable Funds of the Account, being:
  - the cash balance of the Account (if any); plus
  - the value of any unrealised profits and minus the value of any unrealised losses of all open positions in the Account; minus
  - the value of all Margin cover requirements for all Transactions on the Account (including all Trading Accounts); and
- the Withdrawable Funds of a Trading Account, being:
  - the cash balance of the Trading Account (if any); plus
  - the value of any unrealised profits and minus the value of any unrealised losses of all open positions in the Trading Account.

The amount is subject to final adjustment by IC Markets at any time including immediately after payment of cash to you for any reason whatever, including changes in the value or level of Underlying Instrument, interest rates, currency rates, and unposted (or unreported) but accrued dividend or corporate action adjustments, Finance Charges or Transaction Fees.

You means the person who is the Client.

Section 9 – Account Terms

1. Introduction

1) International Capital Markets Pty Ltd (ABN 12 123 289 109) ("we", "us", "our", "ours" and "ourselves" as appropriate), is regulated by the Australian Securities and Investment Commission ("ASIC") and is a holder of an Australian Financial Services Licence issued by ASIC numbered 335 692 (the "AFS Licence") in respect of Transactions on financial markets. Our registered address is Level 6, 309 Kent Street, Sydney NSW 2000.

2) These Account Terms, once we have accepted and opened an account for you will form an agreement (**Agreement**) between us and you and will govern all Transactions entered into between us and the customer ("you", "your", "yours" and "yourself" as appropriate). You should read this Agreement carefully, including the contract details, the Financial Services Guide and ancillary documents, any applicable product module together with the Product Disclosure Statement and any other documents that we have supplied or in the future do supply to you.

3) Nothing in this Agreement will exclude or restrict any duty or liability owed by us to you under the Governing Legislation and if there is any conflict between this Agreement and the Governing Legislation, the Governing Legislation will prevail.

4) This Agreement will come into effect on the date we open your account, and, for any new versions thereafter, on the date we notify you.

5) In this Agreement certain words and expressions have the meanings set out in clause 30.

2. The services we will provide and dealings between you and us

1) This Agreement sets out the basis on which we will enter into Transactions with you and governs each Transaction entered into or outstanding between you and us on or after this Agreement comes into effect. Our CFDs carry a high level of risk and can result in losses that exceed your initial payment. Our products are not suitable for everyone. An explanation of the risks associated with our CFDs set out in Section 5 of the Product Disclosure Statement and you should ensure you fully understand such risks before entering into this Agreement with us.

2) Under the terms of the Governing Legislation you will be classified as a retail client unless we establish that you fall within the category of wholesale client. If you meet these criteria and apply to be categorised as a wholesale client we will notify you of our decision and of your classification in writing.

3) We will act as principal and not as agent on your behalf. You will open each Transaction with us as principal and not as agent for any undisclosed person. This means that unless we have otherwise agreed in writing, we will treat you as our client for all purposes and you will be directly and personally responsible for performing your obligations under each Transaction entered into by you, whether you are dealing with us directly or through an agent. If you act in connection with or on behalf of someone else, whether or not you identify that person to us, we will not accept that person as an indirect customer of ours and we will accept no obligation to them unless otherwise specifically agreed in writing.

4) Dealings with you will be carried out by us on an execution-only basis unless agreed by us, in writing, as being on an advisory basis or a discretionary management basis. You agree that, unless otherwise provided in this Agreement, we are under no obligation:

   (a) to satisfy ourselves as to the suitability of any Transaction for you;
   (b) to monitor or advise you on the status of any Transaction;
   (c) to make Margin calls; or
   (d) to close any Transaction that you have opened,

   Notwithstanding that previously we may have given such advice or taken such action in relation to that Transaction or any other.

5) Where dealings between you and us are on an execution-only basis you will not be entitled to ask us to provide you with investment advice relating to a Transaction or make any statement of opinion to encourage you to open a particular Transaction. We may, in our absolute discretion, provide information:

   (a) in relation to any Transaction about which you or your authorised representative have enquired, particularly regarding procedures and risks attaching to that Transaction and ways of minimising risk; and
   (b) by way of factual market information,

   however, we will be under no obligation to disclose such information to you and in the event of us supplying such information it will not constitute financial product advice. If, notwithstanding the fact that dealings between you and us are on an execution-only basis, a dealer employed by us nevertheless makes a statement of opinion (whether in response to your request or otherwise) regarding any Instrument or Transaction, you agree that it is not reasonable for you to, nor will you be entitled to, rely on such statement and that it will not constitute financial product advice.

6) Where we have agreed in writing that dealings between you and us are on an advisory basis, any investment or financial product advice we may provide to you will be subject to the Product Module.

7) If the information given to you pursuant to Term 2(4)(a) and/or 2(4)(b) above is deemed to be financial product advice, you acknowledge and agree that:

   (a) this information constitutes general financial product advice only; and
   (b) this information will have been prepared without taking into account your personal objectives, financial situation or needs;
   (c) because of this, you should, before opening any Transactions, consider the appropriateness of the information, having regard to your personal objectives, financial situation and needs.

8) Notwithstanding Term 2(5), you agree that in respect of execution-only dealing you rely on your own judgement in opening, closing, or refraining from opening or closing a Transaction with us and that in respect of both execution only and advisory dealing we will not, in the absence of fraud, wilful default or negligence be liable for any losses (including, without limitation, indirect or consequential losses or loss of opportunity or profits arising from any failure by you to make any anticipated profits), costs, expenses or damages suffered by you arising from any inaccuracy or mistake in any information or advice, or unsuitability of any advice, given to you, including without limitation, information or advice relating to any of your Transactions with us. You acknowledge and agree that if, in any given circumstance, we do not positively offer any advice or recommend that you take any action in relation to any Transaction, that does not imply that we are advising you not to take such action (or any action at all) in relation to that Transaction. Subject to our right to void or close any Transaction in the specific circumstances set out in this Agreement, any Transaction opened by you following such inaccuracy or mistake will nonetheless remain valid and binding in all respects on both you and us.

9) You acknowledge that information contained in the Contract Details is indicative only and may, at the time when you open or close a Transaction, have become inaccurate. The current Contract Details will be the version then displayed on our website(s), which may be updated from time to time.

10) In the event that any information contained in the Product Disclosure Statement becomes inaccurate or out of date or if there occurs a material change in any of the matters specified in the PDS or if there occurs any significant event that affects the matters so specified we will issue a Supplemental Product Disclosure Statement or a new Product Disclosure Statement in accordance with the Legislation. You agree that, subject to the Governing Legislation, we may provide you with any such Supplemental Product Disclosure Statement or new Product Disclosure Statement by publishing it on our website(s) and that it is your responsibility to consult our website(s) prior to placing any Transaction with us. In addition we may, at our discretion, send any Supplemental Product Disclosure Statement or new Product Disclosure Statement to you by email or by post.

11) Before you begin to trade with us, we will take all reasonable steps to provide you with a clear explanation of all commission, spreads, fees, funding and other charges for which you will be liable. These charges will affect your trading net profits (if any) or increase your losses. See Terms 4(1)(a), 4(1)(b), 5(5), 8(16), 12(5), 14(2) and 14(3) for further details.

12) We reserve the right to require you to pay, or reimburse, us for stamp duty in the event of a change in the basis of stamp duty rates or law. We also reserve the right to charge you for the provision by us to you of market data (be that raw or derived market data).

13) We offer different types of accounts with different characteristics and features. Depending on your knowledge and experience and the type of Transactions you generally place with us, some of these account types may not be available to you. We reserve the right to convert your account into a different account type if, acting reasonably, we determine that a different type of account is more appropriate for you. We also

reserve the right to change the features and eligibility criteria of our accounts at any time and we will provide prior notification of such changes on our website, by email or on our Electronic Trading Service.

14) From time to time, we may make additional services or specific types of Transactions available to you, for example, spot foreign exchange contracts. Such additional services or Transactions may be subject to special conditions.

15) <u>We may, with or without notice, and in addition to any other rights we have under these terms:</u>

a) close-out or cancel all or part, as we reasonably consider appropriate, the Contracts for Difference; or
b) reduce your positions limit; or
c) refuse Orders; or
d) terminate this Agreement; or
e) adjust the price, size or value of the contract; or
f) adjust the margin requirement (leverage).

16) We may exercise our rights in accordance Term 2(15) if:

a) An Event of Default event has occurred; or
b) we reasonably consider that there are abnormal trading conditions; or
c) we reasonably consider if necessary for the protection of our rights under this Agreement; or
d) we are unable to make prices in the relevant contract due to the unavailability of the relevant market information for reasons beyond our control; or
e) we so decide in our absolute discretion and, in this case only, give written notice of such decision to you; or
f) we consider that you may be in possession of 'inside information' within the meaning of section 1042A of the Corporations Act; or
g) we consider that you may be breach of any applicable law; or
h) either party is so requested by the ASIC or any other regulatory agency or authority; or
i) your actual Margin is less than the required Margin; or
j) the aggregate of the Contract Value for your Orders and the Contract Value for all other orders for an Underlying Instrument is below the minimum or above the maximum values that we reasonably consider appropriate in the market.

17) You accept that we may Close-out any of your Transactions and in what proportion that we decide in our absolute discretion.

3. Conflicts of interest

1) You acknowledge that we and our Associated Companies provide a diverse range of financial services to a broad range of clients and counterparties and circumstances may arise in which we, our Associated Companies, or a Relevant Person may have a material interest in a Transaction with or for you or where a conflict of interest may arise between your interests and those of other clients or counterparties or of ourselves.

2) We are required by law to take all reasonable steps to identify conflicts of interests between ourselves, our Associated Companies and Relevant Persons and our clients, or between one client and another, that arise in the course of providing our investment service. The following are examples of such material interests and conflicts of interests:

(a) We may effect or arrange for the effecting of a Transaction with you or on your behalf in connection with which we, our Associated Companies, or a Relevant Person may have other direct or indirect material interests;
(b) Subject to the Governing Legislation, we may pay to and accept from third parties (and not be liable to account to you) benefits, commissions or remunerations which are paid or received as a result of Transactions conducted by you;
(c) We, or an Associated Company, may give investment advice or provide other services to another client about or concerning the Underlying Market in relation to which you enter a Transaction.

3) We have in place organisational and administrative controls to manage the conflicts of interests identified above such that we can be reasonably confident that risks of damage to clients as a result of any conflict will be prevented.

4) We are not under any obligation to account to you for any profit, commission or remuneration made or received from or by reason of Transactions or circumstances in which we, our Associated Companies or a Relevant Person has a material interest or where in particular circumstances a conflict of interest may exist.

5) You acknowledge that you are aware of the possibility that the conflicts disclosed in this Term will arise and consent to us acting notwithstanding such conflict.

4. Providing a quote

Upon your request, in accordance with Terms 4(2) and 4(3), we will quote a higher and lower figure for each Transaction ("our bid and ask prices"). Subject to Term 4(8), these figures will be either effectively based on the bid/offer prices in the Underlying Market or they will be our own bid/offer prices and details of which basis will apply may be found in the Contract Details or may be obtained from our dealers on request.
You acknowledge that our spreads can widen significantly in some circumstances, that they may not be the same size as the examples given in the Contract Details and that there is no limit on how large they may be. You acknowledge that when you close a Transaction, the Spread may be larger or smaller than the Spread when the Transaction was opened. You acknowledge that such figures will be set by us at our reasonable discretion. The Spread quoted by us will reflect our view of prevailing market conditions.

1) You may request a quote to open a Transaction or to close all or any part of a Transaction at any time during our normal hours of trading for the Instrument in respect of which you wish to open or close the Transaction. Outside those hours, we will be under no obligation to but may, at our absolute discretion, provide a quote and accept and act on your offer to open or close a Transaction. We may notify you of certain Instruments in respect of which we will not quote, restrictions on the amount for which we will quote, or other conditions that may apply to our quote, but any such notification will not be binding on us.

2) If we choose to provide a quote, we may provide a quote either orally by telephone or electronically via our Electronic Trading Services or by such other means as we may from time to time notify to you. Our quoting of a higher and lower figure for each Instrument (whether by telephone, Electronic Trading Service, or otherwise) does not constitute an offer to open or close a Transaction at those levels. A Transaction will be initiated by you offering to open or close a Transaction in respect of a specified Instrument at the level quoted by us. We may, acting reasonably, accept or reject your offer at any time until the Transaction has been executed or we have acknowledged that your offer has been withdrawn. A Transaction will be opened or, as the case may be, closed only when your offer has been received and accepted by us. Our acceptance of an offer to open or close a Transaction, and thus the execution of the Transaction, will be evidenced by our confirmation of its terms to you.

3) If we become aware that any of the factors set out in Term 4(5) are not satisfied at the time you offer to open or close a Transaction, we reserve the right to reject your offer at the level quoted. If we have, nevertheless, already opened or closed a Transaction prior to becoming aware that a factor set out in Term 4(5) has not been met we may, at our discretion, either treat such a Transaction as void from the outset or close it at our then prevailing price. However, we may allow you to open or, as the case may be, close the Transaction in which case you will be bound by the opening or closure of such Transaction, notwithstanding that the factors in Term 4(5) were not satisfied.

4) The factors referred to in Term 4(4) include, but are not limited to, the following:

(a) the quote must be obtained from us as set out in Term 4(3);
(b) the quote must not be expressed as being given on an "indicative only" or similar basis;
(c) if you obtain the quote by telephone, it must be given by a person who is a dealer employed by us and your offer to open or close the Transaction must be given during the same telephone conversation in which you obtained the quote and the dealer giving the quote must not have informed you before you make the offer to open or close the Transaction and that offer has been confirmed as accepted by us that the quote is no longer valid;
(d) if you obtain the quote electronically via our Electronic Trading Services, your offer to open or close the Transaction, and our acceptance of your offer, must be given while the quote is still valid;
(e) the quote must not be a Manifest Error;
(f) when you offer to open a Transaction, the number of shares, contracts or other units in respect of which the Transaction is to be opened must be neither smaller than the Minimum Size nor larger than the Normal Market Size;
(g) when you offer to close part but not all of an open Transaction both the part of the Transaction that you offer to close and the part that would remain open if we accepted your offer must not be smaller than the Minimum Size;
(h) a Force Majeure Event must not have occurred;

(i) when you offer to open a Transaction an Event of Default must not have occurred in respect of you, nor must you have acted in such a way as to trigger an Event of Default;
(j) the telephone or Electronic conversation in which you offer to open or close the Transaction must not be terminated before we have received and accepted your offer;
(k) when you offer to open or close any Transaction, the opening of the Transaction must not result in your exceeding any credit or other limit placed on your dealings.

5) We reserve the right to refuse any offer to open or close a Transaction larger than the Normal Market Size. Our quotation for a Transaction equal to or greater than Normal Market Size is not guaranteed to be within any specific percentage of any Underlying Market or related market quotation and our acceptance of your offer may be subject to special conditions and requirements that we will advise to you at the time we accept your offer. We will inform you of the Normal Market Size for a particular Instrument on request.

6) Where an Instrument trades on multiple Underlying Markets, one of which is the primary Underlying Market, you agree that we may but are not required to base our bid and offer prices on the aggregate bid/offer prices in the Underlying Markets.

5. Opening a Transaction

1) You will open a Transaction by "buying" or "selling". In this Agreement a Transaction that is opened by "buying" is referred to as a "Buy" and may also, in our dealings with you, be referred to as "long" or "long position"; a Transaction that is opened by "selling" is referred to as a "Sell" and may also, in our dealings with you, be referred to as "short" or "short position".

2) When you open a Buy, the Opening Level will be the higher figure quoted by us for the Transaction and when you open a Sell, the Opening Level will be the lower figure quoted by us for the Transaction.

3) A Transaction must always be made for a specified number of shares, contracts or other units that constitute the underlying Instrument.

4) Each Transaction opened by you will be binding on you notwithstanding that by opening the Transaction you may have exceeded any credit or other limit applicable to you or in respect of your dealings with us.

5) When you open and when you close a Transaction, you will pay us a Commission that is calculated as a percentage of the value of the opening or closing Transaction (as applicable) or as an amount per equivalent Instrument or Instruments on the Underlying Market or on any other basis agreed between ourselves in writing (unless we expressly agree not to charge a commission). The Commission will be the amount set out in the Contract Details or otherwise notified to you, or, if no such rate is specified, it will be 0.2% of the value of the opening or closing Transaction (as applicable).

6) Unless we agree otherwise, all sums payable by you pursuant to Term 5(5) upon opening are due and must be paid upon the Opening Level of your Transaction being determined by us.

6. Multiple Transactions

1) Where you have opened a Buy in respect of a particular Instrument and you subsequently open a Sell in respect of the same Instrument, including by an Order, at a time when the Buy remains open, then unless you instruct us to the contrary (for example, by way of a Force Open, if accepted by us):

(a) if the size of the Sell order is less than the size of the Buy, we will treat the offer to sell as an offer to partly close the Buy to the extent of the size of the Sell order;
(b) if the size of the Sell order is the same as the size of the Buy, we will treat the offer to sell as an offer to close the Buy entirely;
(c) if the size of the Sell order exceeds the size of the Buy, we will treat the offer to sell as an offer to close the Buy entirely and open a Sell position equal to the amount of such excess.

2) Where you have opened a Sell in respect of a particular Instrument and you subsequently open a Buy in respect of the same Instrument, including by an Order, at a time when the Sell remains open, then unless you instruct us to the contrary (for example, by way of a Force Open, if accepted by us):

(a) if the size of the Buy order is less than the size of the Sell we will treat the offer to buy as an offer to partly close the Sell to the extent of the size of the Buy order;
(b) if the size of the Buy order is the same as the size of the Sell we will treat the offer to buy as an offer to close the Sell entirely;
(c) if the size of the Buy order exceeds the size of the Sell we will treat the offer to buy as an offer to close the Sell entirely and open a Buy position equal to the amount of such excess.

7. Closing a Transaction

Undated Transactions

1) Subject to this Agreement and any requirement we may specify in relation to Linked Transactions, you may close an open Undated Transaction or any part of such open Undated Transaction at any time.

2) When you close an Undated Transaction, the Closing Level will be, if you are closing an Undated Buy Transaction, the lower figure then quoted by us and, if you are closing an Undated Sell Transaction, the higher figure then quoted by us.

Expiry Transactions

3) Subject to this Agreement and any requirement we may specify in relation to Linked Transactions, you may close an open Expiry Transaction or any part of such open Expiry Transaction at any time prior to the Last Dealing Time for that Instrument.

4) Details of the applicable Last Dealing Time for each Instrument will normally be available in the Contract Details and may be obtained from us on request. It is your responsibility to make yourself aware of the Last Dealing Time or, as the case may be, the expiry time for a particular product.

5) When you close an Expiry Transaction prior to the Last Dealing Time for the Instrument, the Closing Level will, if the Transaction is a Buy, be the lower figure then quoted by us and if the Transaction is a Sell, the higher figure then quoted by us.

6) If you do not close an Expiry Transaction in respect of an Instrument on or before the Last Dealing Time then, subject to Term 7(8), we will close your Expiry Transaction as soon as we have ascertained the Closing Level of the Expiry Transaction. The Closing Level of the Expiry Transaction will be (a) the last traded price at or prior to the close or the applicable official closing quotation or value in the relevant Underlying Market as reported by the relevant exchange, errors and omissions excluded; plus or, as the case may be, minus (b) any Spread that we apply when such an Expiry Transaction is closed. Details of the Spread that we apply when a particular Expiry Transaction is closed are set out in the Contract Details and are available on request. You acknowledge that it is your responsibility to make yourself aware of the Last Dealing Time and of any Spread or Commission that we may apply when you close an Expiry Transaction.

7) We may accept standing instructions from you to automatically roll over all of your Expiry Transaction(s) to the next contract period, so that they do not automatically expire. Alternatively, you may ask that we accept roll instructions in respect of a specific Expiry Transaction. You acknowledge that it is your responsibility to make yourself aware of the next applicable contract period for a Transaction and that effecting the rollover of a Transaction may result in you incurring losses on your account. Any agreement as to roll over is entirely at our discretion and we reserve the right to refuse to rollover a Transaction or Transactions, despite any instruction you have given us, if we determine, acting reasonably, that to effect a rollover would result in you exceeding any credit or other limit placed on your dealings with us. Where we do effect a rollover, the original Expiry Transaction will be closed at or just prior to the Last Dealing Time and become due for settlement and a new Expiry Transaction will be created; such closing and opening trades will be on our normal terms.

8) Where an Expiry Transaction in respect of an Instrument is in excess of four times the Normal Market Size, or where any number of such Expiry Transactions are together in excess of four times the Normal Market Size, and where such Expiry Transaction(s) has not already been closed prior to the Last Dealing Time, we reserve the right to automatically roll over the Expiry Transaction(s) to the next contract period where we reasonably believe it is in your best interests and/or the best interests of our clients as a whole to do so. If we choose to roll over your Transaction(s), we will generally try to contact you ahead of the Last Dealing Time, but for the avoidance of doubt we may roll your Transaction(s) even if we have not contacted you.

General provisions

9) Our additional rights to void and/or close one or more of your Transactions in specific circumstances are set out in Terms 4(4), 7(3), 8, 10, 14(4), 16, 19(5), 20, 22, 23, 24 and 25(2).

10) Upon closing a Transaction, and subject to any applicable adjustments for interest and dividends in accordance with this Agreement:

(a) you must pay us the difference between the Opening Level of the Transaction and Closing Level of the Transaction multiplied by the number of units of the Instrument that comprise the Transaction if the Transaction is:

(i) a Sell and the Closing Level of the Transaction is higher than the Opening Level of the Transaction; or
(ii) a Buy and the Closing Level of the Transaction is lower than the Opening Level of the Transaction.

(b) we must pay you the difference between the Opening Level of the Transaction and the Closing Level of the Transaction multiplied by the number of units of the Instrument that comprise the Transaction if the Transaction is:

(i) a Sell and the Closing Level of the Transaction is lower than the Opening Level of the Transaction; or
(ii) a Buy and the Closing Level of the Transaction is higher than the Opening Level of the Transaction.

11) When you close a Transaction you must pay us Commission as set out in Term 5(5).

12) Unless we agree otherwise, all sums payable by you pursuant to Term 7(10)(a) and Term 7(11) are due immediately upon the Closing Level of your Transaction being determined by us and will be paid in accordance with Term 13. Sums payable by us pursuant to Term 7(10)(b) and will be settled in accordance with Term 15.

13) We reserve the right to alter your Closing Level in accordance with Term 4(6).

8. Electronic Transactions

1) You represent and warrant that you are aware of all Applicable Regulations that apply to Electronic Trading Services that you use and that your use of the Electronic Trading Services will comply with all Applicable Regulations and this Agreement as amended from time to time.

2) We have no obligation to accept, or to execute or cancel, all or any part of a Transaction that you seek to execute or cancel through an Electronic Trading Service. Without limitation of the foregoing, we have no responsibility for transmissions that are inaccurate or not received by us, and we may execute any Transaction on the terms actually received by us.

3) You authorise us to act on any instruction given or appearing to be given by you using the Security Devices and received by us in relation to any Electronic Trading Service you use ("**Instruction**"). We are not obliged to act on any Instruction, or to execute or otherwise enter into any particular Transaction, and need not give any reasons for declining to do so. Unless we agree otherwise with you, you will have no right to amend or revoke an Instruction once received by us. You will be responsible for the genuineness and accuracy, both as to content and form, of any Instruction received by us. You acknowledge that in the event of Manifest Error prices or volumes we will have a right to void the Transaction and such a Transaction will not be binding on us.

4) You acknowledge we have the right, unilaterally and with immediate effect, to suspend or terminate (at any time, with or without cause or prior notice) all or any part of any Electronic Trading Service, or your access to any Electronic Trading Service, to change the nature, composition or availability of any Electronic Trading Service, or to change the limits we set on the trading you may conduct through any Electronic Trading Service.

5) In accordance with Term 4, all prices shown on any Electronic Trading Service are indicative and are subject to constant change.

Access

6) Use of any high speed or automated mass data entry system with any Electronic Trading Service will only be permitted with our prior written consent exercised in our sole discretion.

7) Where we permit electronic communications between you and us to be based on a customised interface using a protocol such as FIX, those communications will be interpreted by and subject to any rules of engagement for such interface protocol that are provided to you.

8) You are required to test any customised interface prior to using it in a live environment and you agree you will be responsible for any errors or failure in your implementation of the interface protocol.

Use of Electronic Trading Services

9) Where we grant you access to an Electronic Trading Service we will grant you, for the term of this Agreement, a personal, limited, non-exclusive, revocable, non-transferable and non-sublicenseable license to use the Electronic Trading Services pursuant to and in strict accordance with the terms of this Agreement. We may provide certain portions of the Electronic Trading Services under licence from third parties, and you will comply with any additional restrictions on your usage that we may communicate to you from time to time, or that are otherwise the subject of an agreement between you and such licensors.

10) We are providing the Electronic Trading Services to you only for your personal use and only for the purposes, and subject to the Account Terms, of this Agreement. You may not sell, lease, or provide, directly or indirectly, the Electronic Trading Services or any portion of the Electronic Trading Services to any third party except as permitted by this Agreement. You acknowledge that all proprietary rights in the Electronic Trading Services are owned by us or by any applicable third party service providers selected by us providing us with all or part of the Electronic Trading Services, or providing you with access to the Electronic Trading Services, or their respective licensors, and are protected under copyright, trademark and other intellectual property laws and other applicable law. You receive no copyright, intellectual property rights or other rights in or to the Electronic Trading Services, except those specifically set out in this Agreement. You will protect and not violate those proprietary rights in the Electronic Trading Services and honour and comply with our reasonable requests to protect our and our third party service providers' contractual, statutory and common law rights in the Electronic Trading Services. If you become aware of any violation of our or our third party service providers' proprietary rights in the Electronic Trading Services, you will notify us in writing immediately.

Software

11) In the event that you receive any data, information or software via an Electronic Trading Service other than that which you are entitled to receive pursuant to this Agreement, you will immediately notify us and will not use, in any way whatsoever, such data, information or software.

12) For some Electronic Trading Services software may be downloaded by you on one or more Systems but under no circumstances are you permitted to use the Electronic Trading Service on more than one System at any one time.

13) You will take all reasonable steps to ensure that no computer viruses, worms, software bombs or similar items are introduced into the System or software you use to access our Electronic Trading Services.

14) We and our licensors (as the case may be) will retain the intellectual property rights in all elements of the software and such software and databases contained within the Electronic Trading Services and you will not in any circumstances, obtain title or interest in such elements other than as set out in this Agreement.

Market Data

15) With respect to any market data or other information that we or any third party service provider provide to you in connection with your use of the Electronic Trading Services, (a) we and any such provider are not responsible or liable if any such data or information is inaccurate or incomplete in any respect; (b) we and any such provider are not responsible or liable for any actions that you take or do not take based on such data or information; (c) you will use such data or information solely for the purposes set out in this Agreement; (d) such data or information is proprietary to us and any such provider and you will not retransmit, redistribute, publish, disclose or display in whole or in part such data or information to third parties except as required by Applicable Regulations; (e) you will use such data or information solely in compliance with the Applicable Regulations; and (f) you will pay such market data costs (if applicable, for direct market access for example) associated with your use of a Electronic Trading Service as we inform you from time to time.

16) In addition to the above, in respect of Exchange data that you elect to receive via the Electronic Trading Service, you agree to any terms and conditions relating to the redistribution and use of such data as set out on our website on the exchange permissions page.

9. Dealing procedures

Agents

1) Without prejudice to our right to rely and act on communications from your authorised representative under Term 12(4), we will not be under any duty to open or close any Transaction or accept and act in accordance with any communication if we reasonably believe that such authorised representative may be acting in excess of its authority. In the event that we have opened a Transaction before coming to such a belief

we may, at our absolute discretion, either close such a Transaction at our then prevailing price or treat the Transaction as having been void from the outset. Nothing in this Term 9(1) will be construed as placing us under a duty to enquire about the authority of an authorised representative who purports to represent you.

Infringement of law

2) We will not be under any duty to open or close any Transaction if we reasonably believe that to do so may not be practicable or would infringe any Applicable Regulation or Term. In the event that we have opened a Transaction before coming to such a belief we may, at our absolute discretion, either close such a Transaction at the then prevailing bid price (in the case of Sell Transactions) or offer price (in the case of Buy Transactions) or treat the Transaction as having been void from the outset.

Situations not covered by this Agreement

3) In the event that a situation arises that is not covered under these Account Terms or the Contract Details, we will resolve the matter on the basis of good faith and fairness and, where appropriate, by taking such action as is consistent with market practice or by paying due regard to the treatment we receive from any counterparty with whom we have hedged (or both).

Borrowing charges and Transactions becoming un-borrowable

Where you have opened a Sell in respect of a particular Instrument, we reserve the right to pass on to you any stock borrowing charges incurred by us. If you do not pay any stock borrowing charges that become payable after you have opened such a Transaction, or we are unable to continue to borrow that Instrument in the Underlying Market (and we give you notice to that effect), we will be entitled to close your Transaction in respect of that Instrument with immediate effect. You acknowledge that this may result in you incurring a loss on the Transaction. Further, you fully indemnify us against any fine, penalty, liability or other similar charge imposed on us for any reason by any Exchange, Underlying Market or any other regulatory authority that relates in any way to your opening or closing a Transaction or any related transaction by us to hedge your Transaction. For the avoidance of doubt, this indemnity extends to any stock recall or buy back fees imposed by any Underlying Market in relation to a Transaction placed by you.

4) In the event that you open a Transaction in relation to an Underlying Instrument that is a share, and that underlying share becomes un-borrowable so that we are unable to hedge against losses that we may incur in relation to that Transaction we may, at our absolute discretion, take one or more of the following steps:

(a) increase your Margin requirements;
(b) close the relevant Transactions at such Closing Level as we reasonably believe to be appropriate;
(a) alter the Last Dealing Time for the relevant Transaction.

We may not be able to borrow a share from the outset or our counterparties may recall from us a stock that we have already borrowed against.

General

5) Additional dealing procedures are set out in the Product Disclosure Statement, as amended from time to time, and any other documents provided by us to you from time to time, none of which form part of this Agreement unless expressly stated otherwise.

10. Manifest Error

1) We may, without your consent, either determine a Transaction from the outset or at any time amend the terms of any Transaction containing or based on any error that we reasonably believe to be obvious or palpable (a "Manifest Error"). If, in our discretion, we choose to amend the terms of any such Transaction with a Manifest Error, the amended level will be such level as we reasonably believe would have been fair at the time the Transaction was entered into. In deciding whether an error is a Manifest Error we shall act reasonably and we may take into account any relevant information including, without limitation, the state of the Underlying Market at the time of the error or any error in, or lack of clarity of, any information source or pronouncement upon which we base our quoted prices. Any financial commitment that you have entered into or refrained from entering into in reliance on a Transaction with us will not be taken into account in deciding whether or not there has been a Manifest Error.

2) In the absence of our fraud, wilful default or negligence, we will not be liable to you for any loss, cost, claim, demand or expense following a determination of a Manifest Error (including where the Manifest Error is made by any information source, commentator or official on whom we reasonably rely) or an amendment by us due to it.

3) If a Manifest Error has occurred and we choose to exercise any of our rights under Term 10(1), and if you have received any monies from us in connection with the Manifest Error, you agree that those monies are due and payable to us and you agree to return an equal sum to us without delay.

4) It is possible that errors, omissions or misquotes (each also a "Manifest Error") may occur in the pricing of CFDs quoted by us, which by fault of either us or any third party, is materially incorrect when taking into account market conditions and quotes in Underlying Instruments which prevailed at the time. A Manifest Error may include an incorrect price, date, time or any error where there is a lack of clarity of information. If a Transaction is based on a Manifest Error, we may without your consent:

a) amend the terms and conditions of the CFD to reflect what we consider to have been the fair price at the time the CFD had been entered into and there had been no Manifest Error;
b) close the trade and any open positions resulting from it;
c) treat the CFD as void from the outset;
d) refrain from taking action to amend or void the CFD, or
e) any of the above.

5) We will exercise our rights under Term 10(4) reasonably, in good faith and as soon as reasonably practical after we become aware of the Manifest Error. To the extent reasonably practicable, we will give you prior notice of any action we take under this clause; but if it is not reasonably practicable we will give you notice as soon as reasonably practicable afterwards. In the absence of fraud or gross negligence on our part, to the extent permitted by law we are not liable to you for any loss, cost, claim, demand or expense that your incur or suffer (including loss of profits or indirect or consequential losses), arising from or connected with the Manifest Error including if the Manifest Error arises from an information service on which we rely.

If a Manifest Error has occurred and we exercise our rights under Term 10(4), we may, without notice, adjust your Account or require that any moneys paid in relation to the CFD subject to the Manifest Error be repaid to us as a debt due payable on demand.

11. Trading Platform Manipulation

1) If we reasonable believe that you have manipulated our prices, our execution process or our Electronic Trading Service, we may in our sole and absolute discretion subject to Term 10(5) without notice to you do any one or more of the following (to the extent permitted by law):

a) enforce the Transaction(s) against you if it is a Transaction (s) which results in you owing money to us;
b) treat all of your Transactions as void from the outset if they are Transactions which result in us owning money to you, unless you produce conclusive evidence within 30 days of us giving you notice under this clause that you have not committed any breach or warranty, misrepresentation or undertaking in this Agreement;
c) withhold any funds suspected to have been derived from any such activities;
d) close your Account; and
e) take such other action as we consider appropriate.

12. Orders

1) We may, in our absolute discretion, accept an "Order" from you. An Order is an offer to open or close a Transaction if our price moves to, or beyond, a level specified by you. Examples of such Orders are:

(a) A Stop Order, which is an offer to deal if our quote becomes less favourable to you. A Stop Order is generally placed to provide some risk protection, for example in the event of your Transaction moving into loss, and can be used to either open or close a Transaction. Each Stop Order has a specific stop level, set by you (but subject to our agreement). Your Stop Order will be triggered if our bid price (in the case of an Order to Sell) or our offer price (in the case of an Order to Buy) moves against you to a point that is at or beyond the level specified by you. Once a Stop Order is triggered we will, in accordance with Term 12(3) and subject to Term 12(4), open or as the case may be close a Transaction at a level that is the same or worse than your stop level.
(b) A Trailing Stop, which is similar to a Stop Order, the difference being that a Trailing Stop allows you to set a floating stop level that automatically moves when our quote moves in your favour. A Trailing Stop is triggered and executed in the same way as a Stop Order as set out in Term 12(3) and subject to Term 12(4). By choosing to use our Trailing Stop function, you acknowledge the following: (i) Trailing Stops are an automated tool that must be used with caution and supervision by you; and (ii) we do not guarantee to operate our Trailing stop system on a continuous

basis so there may be instances in which your stop level might not in fact move with our current quote for the relevant Instrument, for example: where our Trailing Stop function (i.e. the systems and technology that operate our Trailing Stops) is inactive; or where our current quote for the relevant Instrument is a Manifest Error; or where there has been a large, short term price movement in our quote for the relevant Instrument that is unrepresentative of current Underlying Market conditions.

(b) A Limit Order, which is an instruction to deal if our quote becomes more favourable to you. A Limit Order can be used to either open or close a Transaction. Each Limit Order has a specified limit, set by you (but subject to our agreement). Your Limit Order will be triggered if our bid price (in the case of an Order to Sell) or our offer price (in the case of an order to Buy) moves in your favour to a point that is at or beyond your specified limit. Once a Limit Order is triggered we will, in accordance with Term 12(3) and subject to Term 12(4), seek to open or close a Transaction at a level that is the same or better than your limit. If we can not do so (i.e. because at the time we seek to execute your Order, our bid/offer price has become less favourable to you), your Limit Order will remain operational, waiting for prices to move again in your favour such that it is triggered.

(c) A Buffer Limit, which is an instruction to deal up to a certain size and up to a certain level, such level being less favourable to you than our then current quote. Buffer limits are useful when you wish to deal, but are unable to deal in your desired size due to illiquidity in the Underlying Market. When you place a Buffer Limit with us, you acknowledge that such buffer limit allows us to execute your Transaction: at a price worse than our quoted bid/offer price at the time you place the buffer limit; and/or in a size smaller than the size specified in the buffer limit. A Buffer limit, provided it is given within market hours, is triggered as soon as it is accepted by us.

2) You may specify that an Order is to apply:

(a) until the next close of business for the relevant Underlying Market (a "Day Order"), which, for the avoidance of doubt, will include any overnight trading sessions on the Underlying Market. Please note that for Limit Orders placed on the phone, we will assume that you wish to place a Day Order unless you specify some other duration; or

(b) until a date and time specified by you (but such an Order may only be an Unattached Order and may only be placed in respect of a daily or quarterly Transaction); or

(c) for an indefinite period (a "Good Till Cancelled Order" or "GTC Order"), which, for the avoidance of doubt, will include any overnight trading sessions on the Underlying Market.

We may, in our absolute discretion, accept standing Orders that will apply for some other specified duration. We may act on any such Order irrespective of the length of time for which the specified level in relation to that order is reached or exceeded.

3) If your Order is triggered (as set out in Term 12(1) above) we will seek to open/ close the Transaction to which your Order relates. In the case of a Stop Order, we will seek to open/close a Transaction at a level that is the same (but may be worse) than your stop level; and in the case of a Limit Order, we will seek to open/close a Transaction at a level that is the same or better than your limit. You acknowledge and agree that the time and level at which Orders are executed will be determined by us, acting reasonably. In this regard:

(a) We will seek to execute your Order within a reasonable time of your Order being triggered. Because there may be manual element to our processing of Orders and because it is possible for a single sudden event to trigger a large number of Orders, you acknowledge and agree that what constitutes a "reasonable time" may vary according to the size of your Order, the level of activity in the Underlying Market, and the number of Orders that have been triggered at the time your Order is triggered.

(b) At the time we are seeking to execute your Order, we will have regard to the price that could be achieved in the Underlying Market for a similar order (including as to size).

4) By using our Orders, you expressly acknowledge and agree that:

(a) A description of how Orders work are set out in the Product Disclosure Statement which is your responsibility to read and understand in full. It is also your responsibility to understand how an Order operates before you place any such Order with us. You will not place an Order unless you fully understand the terms and conditions attached to such Order. Details about how Orders work are available in the Contract Details or from us on request.

(b) Whether or not we accept an Order is in our absolute discretion. Not all Orders are available on all Transactions, nor on all Electronic Trading Services.

(c) When you place and we accept an Order you are trading with us as principal and not dealing on the Underlying Market.

(d) Except for Stop Orders on Order Book Shares, the triggering of your Order is linked to our bid and offer prices, not the bid and offer prices on the Underlying Market. Our bid and offer prices may differ from the bid and offer prices in the Underlying Market. The effect of such is that your Order may be triggered even though: our bid, or offer as the case may be, moved to or through the level of your Order for only a short period; and (ii) the Underlying Market never traded at the level of your Order.

(e) Notwithstanding Term 12(1)(a), if you have a Stop Order that relates to an Instrument we reserve the right to trigger your Stop Order based on our bid and offer prices even if the Underlying Market has not traded at your specified Stop Order level.

(f) For the purposes of determining whether an Order has been triggered, we will be entitled (but not obliged), in our discretion, to disregard any prices quoted by us during any pre-market, post-market or intra-day auction periods in the relevant Underlying Market, during any intra-day or other period of suspension in the relevant Underlying Market, or during any other period that in our reasonable opinion may give rise to short-term price spikes or other distortions.

(g) Following your Order being triggered, we do not assure that a Transaction will be opened / closed, nor do we assure that if opened/closed it will be done so at your specified stop level or limit.

5) The following sets out when and how Good Till Cancelled (**GTC**) Orders will roll:

(a) All Attached Orders which are GTC Orders relating to Expiry Transactions on quarterly or monthly markets will, if rolled over the Expiry Transaction into the next contract period, will also be rolled over unless a specific instruction has been received by us prior to the rollover of the Transaction to cancel or amend the Order(s). Please note that when the Attached Order is rolled over it will also be adjusted to reflect the difference (i.e. any premium or discount) between the current level of the Instrument that is the subject of the old Order and the corresponding level of the Instrument that is the subject of the new Order.

(b) All Unattached Orders that are GTC Orders relating to proposed Expiry Transactions that expire on a quarterly or monthly basis will not roll over but rather will expire at the end of the contract period of the proposed Transaction to which the Unattached Order relates.

6) You may, with our prior consent (and such consent will not be unreasonably withheld), cancel or amend the level of an Order at any time before our quote reaches or goes beyond the relevant level. However, once the level has been reached, you may not cancel or amend the Order unless we expressly agree to permit you to do so.

7) If you place an Attached Order then:

(a) if, when the Order is executed, it will be capable of closing or partly closing the Transaction to which the Attached Order relates, and you subsequently offer to close that Transaction prior to the level of the Attached Order being reached, we will treat that offer to close as a request to cancel the Attached Order. You acknowledge that it is your responsibility to inform us, when you close a Transaction, whether you wish any related un-triggered Attached Order(s) to remain valid, and that, unless otherwise agreed by us, any un-triggered Attached Order(s) will be cancelled; and

(b) if the Transaction to which the Attached Order relates is only partially closed by you then the Attached Order will be adjusted to the size of the Transaction that remains open and will remain in full force and effect.

8) If we accept an Order and then an event takes place which means that it is no longer reasonable for us to act on that Order, we will be entitled to disregard your Order and we shall not have any liability to you as a result of such action. Examples include but are not limited to:

(a) a change in the Applicable Regulations, so that the Order or the Transaction to which the Order relates is no longer in compliance with the Applicable Regulations;

(b) a stock to which the Order relates becomes un-borrowable so that we are no longer able to hedge our exposure to you;

(c) for Orders relating to shares, an event takes place in respect of the company whose shares represent all or part of the subject matter

of the Order, for example, a Corporate Event or the insolvency of the company;

(d) if we cease to offer the type of Transaction to which your Order relates.

13. Communications

1) An offer to open or close a Transaction (including an Order) must be made by you, or on your behalf: orally, by telephone; via our Electronic Trading Service; or in such other manner as we may specify from time to time. If your usual mode of communicating with us is unavailable for any reason, you should attempt to use one of the other modes of acceptable communication set out at the beginning of this paragraph. For example, if you usually open and close Transactions via our Electronic Trading Service, but for some reason our Electronic Trading Service is not in operation, you should contact us via the telephone to open or close Transactions. Written offers to open or close a Transaction, including offers sent by fax, email (including a secure email sent via our Electronic Trading Service) or text message, will not be accepted or be effective for the purposes of this Agreement. Any communication that is not an offer to open or close a Transaction must be made by you, or on your behalf: orally, by telephone or in person; in writing, by email, post, fax; or in such other manner as we may specify from time to time. If sent to us by post or by fax, a communication must be sent to our head office and, if sent to us by email, it must be sent to an email address currently designated by us for that particular purpose. Any such communication will only be deemed to have been received by us upon our actual receipt thereof.

2) We will generally not accept an offer to open or close a Transaction received other than in accordance with Term 13(1), but if we choose to do so we will not be responsible for any loss, damage or cost that you suffer or incur arising out of any error, delay or omission in acting on such offer, or failure to act upon such offer.

3) If at any time you are unable, for whatever reason, to communicate with us, we do not receive any communication sent by you, or you do not receive any communication sent by us under this Agreement, we will not:

(a) be responsible for any loss, damage or cost caused to you by any act, error delay or omission resulting therefrom where such loss, damage or cost is a result of your inability to open a Transaction; and

(b) except where your inability to communicate with us results from our fraud, wilful default or negligence, be responsible for any loss, damage or cost caused to you by any act, error, omission or delay resulting therefrom including without limitation, where such loss, damage or cost is a result of you inability to close a Transaction.

4) You acknowledge and agree that any communication transmitted by you or on your behalf is made at your risk and you authorise us to rely and act on, and treat as fully authorised and binding on you, any communication (whether or not in writing) that we reasonably believe to have been transmitted by you or on your behalf by any agent or intermediary who we reasonably believe to have been duly authorised by you. You acknowledge and agree that we will rely on your account number and/or password to identify you and you agree that you will not disclose these details to any person not duly authorised by you. If you suspect that your account number and/or password has been learnt or may be used by any other person then you must notify us immediately.

5) You agree that we may record our telephone conversations with you. Such records will be our sole property and you accept that they will constitute evidence of the communications between us.

6) In accordance with the Applicable Regulations, we will provide information about each Transaction that we open or, as the case may be, close for you by providing you with a statement or confirmation. Statements or confirmations will be posted on our Electronic Trading Service and, if so requested by you also emailed or posted to you, on or before the business day following the day on which the Transaction is opened, or as the case may be, closed. If you elect to receive your Statements by post, we reserve the right to levy an administration charge.

7) You will be deemed to have acknowledged and agreed with the content of any statement or confirmation that we make available to you unless you notify us to the contrary in writing within two business days of the date on which you are deemed to have received it in accordance with Term 13(10) below.

8) Our failure to provide you with a statement or confirmation does not invalidate nor make voidable a Transaction that you and we have agreed and we have confirmed in accordance with Term 4(3), provided however that in the event that you believe you have opened or closed a Transaction but we have not provided you with a Statement or confirmation in respect of that Transaction, any query in relation to the purported Transaction will not be entertained unless: (i) you notify us that you have not received such Statement or confirmation within two business days of the date on which you ought to have received a Statement for the purported Transaction and (ii) you can provide accurate details of the time and date of the purported Transaction.

9) We may communicate with you by telephone, letter, fax, email or text message or by posting a message on our Electronic Trading Service and you consent to us telephoning you at any time whatsoever. We will use the address, fax number, text number, or email address specified on your account opening form or such other address or number as you may subsequently notify to us. Unless you expressly specify otherwise, you agree that we may send the following notices to you by email and/or by posting them on the Electronic Trading Service:

(a) Statements or confirmation;

(b) notice of an amendment to the way in which we provide our service to you, for example changes in the features of our Transactions, changes to the Electronic Trading Service and changes to the Margin rates that apply to our Transactions;

(c) notice of an amendment to the Terms of this Agreement given in accordance with Term 27(1), (each a "Message").

We will not send you a paper copy of a Message sent to you by email or posted to our Electronic Trading Service. Sending a Message to you by email or by posting it to our Electronic Trading Service in a durable medium fully complies with all our obligations under the Agreement and the Applicable Regulations.

10) Any correspondence, documents, written notices, confirmations, Messages or Statements will be deemed to have been properly given:

(a) if sent by post to the address last notified by you to us, on the next business day after being deposited in the post;

(b) if delivered to the address last notified by you to us, immediately on being deposited at such address;

(c) if sent by fax or text message, as soon as we have transmitted it to any of the fax or mobile telephone numbers last notified by you to us;

(d) if sent by email, one hour after we have transmitted it to the email address last notified by you to us; and

(e) if posted on our Electronic Trading Service, as soon as it has been posted.

11) It is your responsibility to ensure, at all times, that we have been notified of your current and correct address and contact details. Any change to your address or contact details must be notified to us immediately in writing, unless we agree to another form of communication.

12) It is your responsibility to make sure that you read all notices posted on our website and on our Electronic Trading Service from time to time in a timely manner.

13) Although email, the internet, Electronic Trading Services and other forms of electronic communication are often a reliable way to communicate, no electronic communication is entirely reliable or always available. You acknowledge and accept that a failure or delay by you to receive any communication from us sent by email, text message or otherwise whether due to mechanical, software, computer, telecommunications or other electronic systems failure, does not in any way invalidate or otherwise prejudice that communication or any transaction to which it relates. We will not be liable to you for any loss or damage, howsoever caused, arising directly or indirectly out of a failure or delay by you or us to receive an email or other electronic communication. Further, you understand and accept that emails, text messages and other electronic communications we send to you may not be encrypted and therefore may not be secure.

14) You acknowledge the inherent risk that communications by electronic means may not reach their intended destination or may do so later than intended for reasons outside our control. You accept this risk and agree that a failure or delay by us to receive any offer or communication from you sent electronically, whether due to mechanical, software, computer, telecommunications or other electronic systems failure, does not in any way invalidate or otherwise prejudice that offer or communication or any Transaction to which it relates. If, for any reason, we are unable to accept your offer electronically, we may, without obligation, provide you with further information advising you that your offer can be made by telephone as an alternative and we may endeavour to inform you of this.

15) In the event that you are granted access to our mobile dealing platform, then all use of such service will be subject both to this Agreement and to

supplemental mobile dealing terms posted on our website and amended from time to time.

14. Margin

1) Upon opening a Transaction you will be required to pay us the Margin for that Transaction, as calculated by us ("Initial Margin"). Note that the Initial Margin for certain Transactions (for example, Share CFDs) will be based on a percentage of the Contract Value of the Transaction and therefore, the Initial Margin due for such Transactions will fluctuate in accordance with the Contract Value. Initial Margin is due and payable to us immediately upon opening the Transaction (and for Transactions that have a fluctuating Initial Margin based on a percentage of the Contract Value, immediately on opening the Transaction and thereafter immediately on any increase in Contract Value taking place) unless:

   (a) we have expressly told you that you have an account type that allows for longer payment periods for Margin, in which case you must pay Margin in accordance with the payment periods that we have advised to you;
   (b) we have expressly agreed to reduce or waive all or part of the Margin that we would otherwise require you to pay us in respect of a Transaction. The period of such waiver or reduction may be temporary or may be in place until further notified. Any such waiver or reduction must be agreed in writing (including by email) by either a Director of ours or a member of our credit department in order to be effective. Any such agreement does not limit, fetter or restrict our rights to seek further Margin from you in respect of the Transaction at any time thereafter; or
   (c) we agree otherwise (any such agreement must be made in writing (including by email) by either a Director of us or a member of our credit department in order to be effective), in which case you will be required to comply with such terms as are stated in such written agreement.

2) You also have a continuing Margin obligation to us to ensure that at all times during which you have open Transactions you ensure that your account balance, taking into account all realised or unrealised profits and losses ("P&L"), is equal to at least the Initial Margin that we require you to have paid to us for all of your open Transactions. If there is any shortfall between your account balance (taking into account P&L) and your total Initial Margin requirement, you will be required to deposit additional funds into your account. These funds will be due and payable to us immediately on your account balance (taking into account P&L) falling below your Initial Margin requirement unless:

   (a) we have expressly told you that you have an account type that allows for longer payment periods for Margin, in which case you must pay Margin in accordance with the payment periods that we have advised to you;
   (b) we have expressly agreed to reduce or waive all or part of the Margin that we would otherwise require you to pay us in respect of your Transaction(s). The period of such waiver or reduction may be temporary or may be in place until further notified. Any such waiver or reduction must be agreed in writing (including by email) by either a Director of us or a member of our credit department in order to be effective. Any such agreement does not limit, fetter or restrict our rights to seek further Margin from you in respect of the Transaction at any time thereafter; or
   (c) we agree otherwise (any such agreement must be made in writing (including by email) by either a Director of us or a member of our credit department in order to be effective), in which case you will be required to comply with such terms as are stated in the written agreement;
   (d) we have expressly extended you a credit limit, and you have sufficient credit to cover your Margin requirements. Importantly however, if at any time your credit facility is not sufficient to cover the Margin requirement on your open Transactions, you must immediately place additional funds on your Account in order to fully cover the Margin required.

3) Details of Margin amounts paid and owing by you are available by logging on to our Electronic Trading Services or by telephoning our staff. You acknowledge: (a) that it is your responsibility to be aware of, and further that you agree to pay, the Margin required at all times for all Transactions that you open with us; (b) that your obligation to pay Margin will exist whether or not we contact you regarding an outstanding Margin obligation; and (c) that your failure to pay any Margin required in relation to your Transactions will be regarded as an Event of Default for the purposes of Term 16.

4) Margin payments must be made in the form of cleared funds (in our bank account) unless, by separate written agreement, we accept other assets from you as collateral for payment of Margin. In the event that any applicable debit card authority or other paying agent declines to transfer funds to us for any reason whatsoever then we may, at our absolute discretion, treat any Transaction entered into by us in reliance on receipt of those funds as void from the outset or close it at our then prevailing price, and recover any losses arising from the voidance or closure of the Transaction from you. We may reserve the right to stipulate the method of payment to be used by you for the payment of Margin.

5) In making any calculation of the Margin payments that we require from you under this Term 14, we may, at our absolute discretion, have regard to your overall position with us and/or an Associated Company of ours including any of your net unrealised losses (i.e. losses on open positions). We will also have regard to the rules of any Underlying Market that requires payments of Margin to be made in respect of any Transaction or any Instrument underlying any Transaction.

6) We are not under any obligation to keep you informed of your account balance and Margin required (i.e. to make a "Margin Call") however if we do so the Margin Call may be made by telephone call, post, fax, email or text message. The Margin Call will be deemed to have been made as soon as you are deemed to have received such notice in accordance with Term 13(10). We will also be deemed to have made a demand on you if: (a) we have left a message requesting you to contact us and you have not done so within a reasonable time after we have left such a message; or (b) if we are unable to leave such a message and have used reasonable endeavours to attempt to contact you by telephone (at the telephone number last notified to us by you) but have been unable to contact you at such number. Any message that we leave for you requesting you to contact us should be regarded by you as extremely urgent unless we specify to the contrary when we leave the message. You acknowledge and accept that what constitutes a reasonable time in the context of this Term may be influenced by the state of the Underlying Market and that, according to the circumstances, that could be a matter of minutes or even immediately. It is your responsibility to notify us immediately of any change in your contact details and to provide us with alternative contact details and ensure that our calls for Margin will be met if you will be uncontactable at the contact address or telephone number notified to us (for example because you are travelling or are on holiday, or you are prevented from being in contact because of a religious holiday). We will not be liable for any losses, costs, expenses or damages incurred or suffered by you as a consequence of your failure to do so.

7) We will be entitled, at any time, to increase or decrease the Margin required from you on open Transactions. You agree that, regardless of the normal way in which you and we communicate, we will be entitled to notify you of a change to Margin levels by any of the following means: telephone, post, fax, email, text message or by posting notice of the increase on our website. Any increase in Margin levels will be due and payable immediately on our demand, including our deemed demand in accordance with Term 14(6). We will only increase Margin requirements where we reasonably consider it necessary, for example but without limitation, in response to or in anticipation of any of the following:

   (a) a change in the volatility and/or liquidity in the Underlying Market or in the financial markets more generally;
   (b) economic news;
   (c) a company whose Instruments represent all or part of your Transaction becoming insolvent, being suspended from trading or undertaking a Corporate Event;
   (d) you changing your dealing pattern with us and/or an Associated Company of ours;
   (e) your credit circumstances changing;
   (f) your exposure to us and/or to an Associated Company of ours being concentrated in a particular Underlying Market or sector.

15. Payment and set-off

1) All payments to be made under this Agreement, other than payments of any Limited Risk Account premium which are due and payable in accordance with Terms 14 and 13 respectively, are due immediately on our oral or written demand. Once demanded, such payments must be paid by you, and must be received in full by us (in cleared funds) for value, by (a) where the demand is made before 12 noon on any day, not later than 12.00 noon on the Business Day following the day on which our demand is made; or (b) where the demand is made after 12.00 noon on any day, not later than 3.00 pm on the Business Day following the day on which our demand is made.

2) You must comply with the following when making payments to us:

   (a) Payments due (including Margin payments) will, unless otherwise agreed or specified by us, be required in pounds, Euros, US dollars, Australian dollars, Singapore dollars, New Zealand dollars and Japanese yen.
   (b) You may make any payment due to us (including any payment for Margin) by direct debit, direct bank transfer for value within 24

hours (e.g. by BPAY® payment) or by card (for example credit card or debit card). Note that we reserve the right to levy a reasonable administration charge for processing your payments.

(c) In our discretion, we may accept payments from you made by cheque, subject to any terms we advise to you at the time we notify you of our acceptance. Cheques should be crossed and made payable to International Capital Markets Pty Ltd or such other payee as we may notify you of and your account number should be marked clearly on the reverse. We reserve the right to levy a reasonable administration charge where we allow you to pay by cheque.

(d) In determining whether to accept payments from you under this Term, we will have utmost regard to our duties under law regarding the prevention of fraud and money laundering. To this end, we may in our absolute discretion having regard to the law, reject payments from you or a third party and return funds to source. In particular, we will not accept payments from a bank account if it is not evident to us that the bank account is in your name.

3) You should be aware of the following when you open a Transaction or deposit money into your account in a Currency other than your Base Currency:

(a) It is your responsibility to make yourself aware of the Currency that is designated as your Base Currency. Details of your Base Currency are available on our Electronic Trading Service or by phoning us.

(b) Some Transactions will result in a profit or loss being accrued in a Currency other than your Base Currency. The Contract Details specify the Currencies in which various Transactions are denominated, or alternatively such information is available from our dealers on request.

(c) From time to time (for example in your Statements or confirmations), we may provide information to you which presents your multicurrency balances in the equivalent value of your Base Currency, using the rates prevailing at the time the information is produced. However you should note that the balances have not been physically converted and that the presentation of the information in your Base Currency is for information only.

(d) If you already have an Account open as at the date of this Agreement, we will continue to convert all non-Base Currency balances standing on your Account to your Base Currency on the same basis and with the same frequency as we have done in the past.

(e) If you open your Account after the date of this Agreement, your account will, by default, be set to immediate conversion. This means that, following a non-Base Currency Transaction being closed, rolled over or expiring, the profits or losses from that Transaction will be automatically converted to your Base Currency and posted to your account in that Base Currency. We will also by default automatically convert any non-Base Currency adjustments or charges (for example funding charges or dividend adjustments) to your Base Currency, before such adjustments/charges are booked on your account and we will automatically convert any money received from you in a non-Base Currency into your Base Currency.

(f) We may agree that instead of automatically converting non-Base Currency amounts before we post them to your Account (as set out in Term 15(3)(e) above), such amounts will be posted on your account in the relevant non-Base Currency and we will conduct recurring balance sweeps (for example on a daily, weekly or monthly basis) that will convert all non-Base Currency balances standing on your account to your Base Currency. Depending on your account type, some of these sweep frequencies might not be available to you.

(g) If you have an account type that allows you to do so (and subject to our agreement), you may elect to opt out of both immediate conversion (as set out in Term 15(3)(e)) and recurring balance sweeps (as set out in Term 15(3)(f)). When we consider it reasonably necessary, or when requested by you, we may convert balances (including negative balances) and/or money standing to your credit in a non-Base Currency into your Base Currency.

(h) All conversions made in accordance with this Agreement will be made at an exchange rate not more than +/-0.5% of the prevailing market rate at the time of the conversion.

(i) Where you maintain Transactions in a Currency other than your Base Currency and/or where you elect to opt out of immediate conversion under 15(3)(f) or 15(3)(g) as applicable, you are exposing yourself to cross-currency risk. You acknowledge and agree that it is your responsibility to manage this risk and we are not liable for any losses that you suffer as a result.

(j) Regardless of when you open your Account (i.e. whether you do so before or after the date of this Agreement), we reserve the right to change the way in which we manage and/or convert your non-Base Currency balances at any time in the future by providing you with 10 days' prior notice. By way of example only, we may notify you that all non-Base Currency amounts on your account will be immediately converted as set out in Term 15(3)(e), or we may notify you that the frequency for your recurring balance sweep is changing to become more or less frequent.

4) We will be under no obligation to remit any money to you if that would reduce your account balance (taking into account running profits and losses) to less than the Margin payments required on your open Transactions. Subject thereto and to Term 14(5), money standing to the credit of your account will be remitted to you if requested by you. Where you do not make such a request, we will be under no obligation to, but may, at our absolute discretion, remit such monies to you. All bank charges howsoever arising will, unless otherwise agreed, be for your account. The manner in which we remit monies to you will be at our absolute discretion, having utmost regard to our duties under law regarding the prevention of fraud and money laundering. We will normally remit money in the same method and to the same place from which it was received. However, in exceptional circumstances we may, at our absolute discretion, consider a suitable alternative.

5) Amounts due and payable as between you and us at the same time in the same Currency, (including after we have converted an amount owing by one of us to the other from one Currency into another Currency as permitted by this Agreement) will be set off and netted in accordance with Schedule A so that only the net Amount derived from that set-off is the only amount due and payable as between you and us.

6) Without prejudice to our right to require payment from you in accordance with Terms 15(1) and (2), we will at any time have the right to set off any losses incurred in respect of, or any debit balances in, any Accounts (including a joint account and an account held with an Associated Company of ours) in which you may have an interest against any sums or other assets held by us for or to your credit on any other Account (including any joint account and any account held with an Associated Company of ours) in which you may have an interest. If any loss or debit balance exceeds all amounts so held, you must forthwith pay such excess to us whether demanded or not. You also authorise us to set off sums held by us for or to your credit in a joint account against losses incurred by the joint account holder. You also authorise us to set off any losses incurred in respect of, or any debit balances in, any account held by you with an Associated Company of ours against any credit on your Account(s) (including a joint account) with us.

7) You must pay interest to us on any sums due in respect of any Transaction and any other general account fees (for example, market data fees) that you fail to pay on the relevant due date. Interest will accrue on a daily basis from the due date until the date on which payment is received in full, at a rate not exceeding 4% above our applicable reference rate from time to time (details available on request) and will be payable on demand.

8) Our failure on one or more occasions to enforce or exercise our right to insist on timely payment (including our right to insist on immediate payment of Margin) will not amount to a waiver or bar to enforcement of that right.

16. Default and default remedies

1) Each of the following constitutes an "Event of Default":

(i) your failure to make any payment (including any payment of Margin) to us or to any Associated Company of ours in accordance with the conditions set out in Terms 14 and 15;

(ii) your failure to perform any obligation due to us;

(iii) where any Transaction or combination of Transactions or any realised or unrealised losses on any Transactions or combination of Transactions opened by you results in your exceeding any credit or other limit placed on your dealings;

(iv) if you are an individual, your death or your incapacity;

(v) the initiation by a third party of proceedings for your bankruptcy (if you are an individual) or for your winding-up or for the appointment of an administrator or receiver in respect of you or any of your assets (if you are a company) or (in both cases) if you make an arrangement or composition with your creditors or any other similar or analogous procedure is commenced in respect of you;

(vi) where any representation or warranty made by you in this Agreement, including but not limited to the representations and warranties in Terms 19 and 20, is or becomes untrue;

(vii) you are or become unable to pay your debts as and when they fall due; or

(viii) any other circumstance where we reasonably believe that it is necessary or desirable to take any action in accordance with Term 16(2) to protect ourselves or all or any of our other clients.

2) If an Event of Default occurs in relation to your Account(s) with us or in relation to any account(s) held by you with an Associated Company of ours, we may, at our absolute discretion, at any time and without prior notice:

(a) close or part-close all or any of your Transactions at a Closing Level based on the then prevailing quotations or prices in the relevant markets or, if none, at such levels as we consider fair and reasonable and/or delete or place any Order on your Account with the aim of reducing your exposure and the level of Margin or other amounts owed by you to us;
(b) convert any Currency balances on your Account into another Currency;
(c) exercise rights of set-off under Term 15(5) and 15(6), retain any funds, investments (including any interest or other payment payable thereon) or other assets due to you, and sell them without notice to you at such price and in such manner as we, acting reasonably, decide, applying the proceeds of sale and discharging the costs of sale and the sums secured under this Term;
(d) charge you interest on any amount due, from close of business on the date when the amount first fell due until the date of actual payment at a rate not exceeding 4% above the applicable reference rate from time to time (see Term 15(7);
(e) if you have failed to make a payment when due, inform your partner, employer, any professional, regulatory or other organisation with which you are associated or any person who we believe to have an interest in knowing such facts of the amount of such overdue sum, the circumstances thereof, the fact that you have failed to make payment, and any other relevant facts or information. By entering into this Agreement you expressly consent to any disclosure of this data by us in the circumstances set out herein;
(f) close all or any of your accounts held with us of whatever nature and refuse to enter into further Transactions with you.

3) If we take any action under Term 16(2), unless at our absolute discretion we consider it necessary or desirable to do so without prior notice by you, we will, where reasonably possible, take steps to advise you before exercising such rights. However, any failure on our part to take such steps will not invalidate the action taken by us under Term 16(2).

4) In the event of your failing to meet a demand for Margin or your being in excess of any credit or other limit placed on your Account, we may at our discretion allow you to continue to trade with us, or allow your open Transactions to remain open, but this will depend on our assessment of your financial circumstances.

5) You acknowledge that, if we agree to allow you to continue to trade or to allow your open Transactions to remain open under Term 16(4), this may result in your incurring further losses.

6) You acknowledge and agree that, in closing out Transactions under this Term 16, we may partly and progressively close out your positions over a period of time, and in amounts and prices, which we determine in our discretion. This may have the result that your Transaction is closed out in tranches at different bid prices (in the case of Sells) or offer prices (in the case of Buys), resulting in an aggregate closing level for your Transaction that results in further losses being incurred on your Account. You acknowledge and agree that we shall not have any liability to you as a result of any such working of your Transactions.

17. Client money

1) Any money received from you will be paid and held by us on trust in a separate trust account established, maintained and operated in accordance with the Governing Legislation. We will not be liable for the solvency, act or omissions of any bank holding money under this Term 17(1). This money does not constitute a loan to us.

2) In the event that there has been no movement on your Account after the date you become entitled to a transfer of your money held in such Account (notwithstanding any payments or receipts of interest or similar items) and we are unable to trace you despite having taken reasonable steps to do so, such money shall be treated by us as unclaimed money and dealt with in accordance with the provisions of the Relevant unclaimed moneys legislation.

3) You acknowledge that we will be under no obligation to pay interest on balances on your Account (and any fees we may take from such interest) and that you are therefore waiving and foregoing any entitlement to interest (and fees if any) under the Governing Legislation or otherwise. You acknowledge that we will not pay you any interest on your Account and that any interest will accrue to us and (insofar as you are able and/or required to do so) you assign and convey to us the beneficial entitlement to such interest.

4) We retain all additional interest earned on client money held in trust accounts with a bank, or other approved deposit-taking institution. Additional interest refers to interest earned after clients have received their interest entitlement. The rate of interest earned on the money in these accounts is determined by the provider of the deposit facility.

5) Under the Corporations Act (and its related regulations), any interest or other earnings on:

- client money which we have withdrawn from a trust account and invested; and
- the proceeds of realising such an investment,

must be dealt with in accordance with International Capital Markets Pty Ltd client moneys policy and the Client's written agreement. By submitting an application form and becoming a client of International Capital Markets Pty Ltd, under the terms of this Agreement the client and International Capital Markets Pty Ltd are taken to have entered into a written agreement with us to permit us to retain such interest or other earnings for our own benefit.

6) Clients' money is pooled together within a trust account and so an individual client's balance may not be protected if there is a default by another client which causes a loss to the overall trust account. Under the Corporations Act and the Corporations Regulations, we may pay money out of a trust account in the following circumstances:

- to make a payment to, or in accordance with the written directions of, a person entitled to the money;
- to pay brokerage and other charges properly incurred by us;
- to pay to ourselves money to which we are entitled;
- to meet obligations incurred by us in connection with margining, guaranteeing, securing, transferring, adjusting or settling dealings in CFDs by us, including dealings on behalf of our other Clients; and
- to pay interest or finance charges due to us.

7) Under the Corporations Regulations, when a client has directed us in writing to do so, we may pay the client's money out of a trust account for such purposes and in such manner as the Client and International Capital Markets Pty Ltd agree. Under the terms of this Agreement, the client is taken, for the purposes of the Corporations Regulation, to provide a written direction and authorisation to us to withdraw the client's money from a trust account and use it as collateral for the purpose of fulfilling our obligations to our counterparties under our hedging arrangements. This occurs where, for our own benefit, we enter into hedging arrangements with market counterparties to protect us from any losses we may incur under the CFD positions we have entered into with Clients. This means that the Client's money will no longer be held in a trust account, may be deposited in an account with one of our market counterparties and may be at risk of being partly or wholly lost in the event of a counterparty default under our hedging arrangements. By submitting an application form to us and becoming a client of ours, the client acknowledges and agrees that under this Agreement all amounts the client deposits with us may be used as described above by us for hedging client positions.

8) The Client acknowledges that it has no interest in or claim over our contracts (if any) with any other person or in the accounts into which we lodge or pay the funds which were withdrawn from a trust account. The client acknowledges that the balance of the client's money may not be protected if there is a default in the dealings with counterparties or in the overall trust account balance.

9) Unless otherwise agreed in writing with a Client, upon realising an investment of client money, the initial capital invested must either be invested in another investment permitted by the Corporations Act and Corporations Regulations or deposited by us into a trust account operated in accordance with the Corporations Act and Corporations Regulations. If the amount received upon realising an investment of client moneys is less than the initial capital invested, we must pay an amount equal to the difference into a trust account for the benefit of the Client, except where any such difference is the result of amounts paid out of the investment to us and/or any associate of ours in accordance with the terms and conditions.

18. Indemnity and liability

1) Subject always to Term 1(3), you will indemnify us, and keep us indemnified on demand, in respect of all liabilities, losses or costs of any kind or nature whatsoever that may be incurred by us as a direct or indirect result of any failure by you to perform any of your obligations under this Agreement, in relation to any Transaction or in relation to any false information or declaration made either to us or to any third party, in particular to any Exchange. You acknowledge that this indemnity extends to our legal and administrative costs and expenses incurred in

respect of preparing for and taking any legal or investigatory action against you, or instructing any debt collection agency, to recover monies owed by you to us.

2) To the extent permitted by law, you will indemnify, protect and hold us harmless from and against all losses, liabilities, judgements, suits, actions, proceedings, claims, damages and/or costs resulting from or arising out of any act or omission by any person obtaining access to your account by using your designated account number and/or password, whether or not you authorised such access.

3) Without prejudice to any other Terms of this Agreement, we will have no liability to you in relation to any loss that you suffer as a result of any delay or defect in or failure of the whole or any part of our Electronic Trading Services' software or any systems or network links or any other means of communication. We will have no liability to you, whether in contract or in tort (including negligence) in the event that any computer viruses, worms, software bombs or similar items are introduced into your computer hardware or software via our Electronic Trading Services, provided that we have taken reasonable steps to prevent any such introduction.

4) Unless we are prohibited from excluding such liability by law (for example, for losses relating to death or personal injury or caused by our fraud), we will not be liable for any direct, indirect, special, incidental, punitive or consequential damages (including, without limitation, loss of business, loss of profits, failure to avoid a loss, loss of data, loss or corruption of data, loss of goodwill or reputation) caused by any act or omission of ours under this Agreement.

5) If and to the extent that we are found liable for any losses or damages in relation to a Transaction then, unless we are prohibited from limiting such liability by law, the maximum amount of our liability will be limited to four times the amount of Commission or Spread paid or payable by you in respect of that Transaction.

19. Representations and warranties

1) You represent and warrant to us, and agree that each such representation and warranty is deemed repeated each time you open or close a Transaction by reference to the circumstances prevailing at such time, that:

(a) the information provided to us in your application form and at any time thereafter is true and accurate in all respects;
(b) you are duly authorised to execute and deliver this Agreement, to open each Transaction and to perform your obligations hereunder and there under and have taken all necessary action to authorise such execution, delivery and performance;
(c) you will enter into this Agreement and open each Transaction as principal;
(d) any person representing you in opening or closing a Transaction will have been, and (if you are a company) the person entering into this Agreement on your behalf is, duly authorised to do so on your behalf;
(e) you have obtained all governmental or other authorisations and consents required by you in connection with this Agreement and in connection with opening or closing Transactions and such authorisations and consents are in full force and effect and all of their conditions have been and will be complied with;
(f) execution, delivery and performance of this Agreement and each Transaction will not violate any law, ordinance, charter, by-law or rule applicable to you, the jurisdiction in which you are resident, or any agreement by which you are bound or by which any of your assets are affected;
(g) other than in exceptional circumstances, you will not send funds to your Account(s) with us from, or request that funds be sent from your Account(s) to, a bank account other than that identified in your account opening form or as otherwise agreed by us. Whether exceptional circumstances exist will be determined by us from time to time;
(h) if you are an employee or contractor of a financial services firm or any other firm that has controls over the financial transactions in which its employees and contractors deal, you will give us proper notice of this and of any restrictions that apply to your dealing;
(i) you will not to use our bid and offer prices for any purpose other than for your own trading purposes, and you agree not to redistribute our bid and offer prices to any other person whether such redistribution be for commercial or other purposes; and
(j) you will use the services offered by us pursuant to this Agreement in good faith and, to this end, you will not use any electronic device, software, algorithm, or any trading strategy ("Device") that aims to manipulate or take unfair advantage of the way in which we construct, provide or convey our bid or offer prices. You agree that using a Device in your dealings with us you are not subject to any downside market risk will be evidence that you are taking unfair advantage of us.

2) This Agreement contains the entire understanding between the parties in relation to the services we offer (including issuance of financial products).

3) In the absence of our fraud, wilful default or negligence, we give no warranty regarding the performance of our website(s), our Electronic Trading Services or other software or their suitability for any equipment used by you for any particular purpose.

4) Except for all non-excludable terms implied by the Governing Legislation, all implied terms (including but not limited) to fitness for purpose, or which are capable of being excluded by agreement are excluded from this Agreement.

5) Any breach by you of a warranty given under this Agreement, including but not limited to the warranties given in Terms 19(1), 20 and 8(1), renders any Transaction voidable from the outset or capable of being closed by us at our then prevailing prices, in our discretion.

20. Market abuse

1) We may hedge all or some of our liability to you by opening positions with counterparties or in the Underlying Market. The result of our doing this is that when you open or close a Transaction relating to a share or other Instrument with us, your Transactions can, through our hedging, exert a distorting influence on the Underlying Market for that Instrument, in addition to the impact that it may have on our own prices. This creates a possibility of market abuse and the function of this Term is to prevent such abuse.

2) You undertake, that:

(a) you will not open and have not opened a Transaction or Transactions with us relating to a particular share price if to do so would result in you, or others with whom you are acting in concert together, having an exposure to the price that is equal to or exceeds the amount of a declarable interest in the relevant company. For this purpose the level of a declarable interest will be the prevailing level at the material time, set by law or by the Governing Legislation or by the Exchange(s) on which the underlying share is listed;
(b) you will not open and have not opened a Transaction with us in connection with:

(i) a placing, issue, distribution or other analogous event; or
(ii) an offer, take-over, merger or other analogous event, in which you are involved or otherwise interested; and

(c) you will not open and have not opened a Transaction that contravenes the Governing Legislation or any other law against insider dealing or market manipulation.

3) In the event that (a) you open any Transaction in breach of the undertaking given in Term 20(2) above, or (b) we have reasonable grounds for suspecting that you have done so, we may, in our absolute discretion and without being under any obligation to inform you of our reason for doing so, close that Transaction and any other Transactions that you may have open at the time and also, in our absolute discretion:

(a) enforce the Transaction or Transactions against you if it is a Transaction or Transactions under which you have incurred a loss; or
(b) treat all your Transactions closed under this clause as void if they are Transactions under which you have secured a profit, unless and until you produce conclusive evidence that you have not, in fact, committed the breach of undertaking, warranty and/or misrepresentation the suspicion of which was the ground for closing your Transaction(s). For the avoidance of doubt, if you do not produce such evidence within the period of six months from the date on which such Transaction was opened, all such Transactions will be finally null and void as between you and us.

4) You acknowledge that the Transactions in which you deal with us are speculative instruments and you agree that you will not open any Transactions with us in connection with any corporate finance style activity.

5) You acknowledge that it would be improper for you to deal in the Underlying Market if the sole purpose of such a transaction was to impact on our bid or offer prices, and you agree not to conduct any such transactions.

21. Credit

1) If you apply to, and are approved by, us for credit, the credit facility will be provided on the following terms:

(a) Following your receipt of notification from us that your application for credit has been approved, you must contact us to activate the credit facility.
(b) The credit facility is to be used solely for the purposes of entering Transactions with us. The credit facility can be applied to meet a demand for Initial Margin, Margin to cover losses on your open positions, subject to the level of your unused credit. The credit facility cannot be applied towards realised losses from Transactions, which for the avoidance of doubt will be payable in accordance with Term 7(11).
(c) The credit limit is AUD$100 or other such higher amount as we notify you in writing from time to time.
(d) We may reduce your credit limit, alter any conditions on your credit facility or, more generally, change our credit arrangements with you at any time by written notice (which may be given by letter, fax, post, email or by posting a notice accessible only to you on the Electronic Trading Services.
(e) The credit facility is available to be drawn down for a period of thirty (30) days from the date on which your account is opened, or such longer period as we agree and at the expiration of such period (in the event of no draw down within that period) the offer of credit shall be deemed to have been withdrawn by us. Any credit drawn down pursuant to the facility shall become a debt due and payable and shall be repayable in full within 60 days of draw down (or such other period as may be specified from time to time under section 7(1) of the Uniform Credit Code) and accordingly no Consumer Credit Code of any State or Territory or any Uniform Consumer Credit law will apply.
(f) You acknowledge that when you deal with us on credit, neither any limit set on your account nor any amount of margin you have paid puts any limit on your potential losses in respect of a Transaction. You also acknowledge that the credit limit and your indebtedness to us under the credit facility is not a limit as to your potential financial liability to us.

22. Force Majeure Events

1) We may, in our reasonable opinion, determine that an emergency or an exceptional market condition exists (a "Force Majeure Event"), in which case we will, in due course, take reasonable steps to inform you. A Force Majeure Event will include, but is not limited to, the following:

(a) any act, event or occurrence (including without limitation any strike, riot or civil commotion, act of terrorism, war, industrial action, acts and regulations of any governmental or supra national bodies or authorities) that, in our opinion, prevents us from maintaining an orderly market in one or more of the Instruments in respect of which we ordinarily deal in Transactions;
(b) the suspension or closure of any market or the abandonment or failure of any event on which we base, or to which we in any way relate, our quote, or the imposition of limits or special or unusual terms on the trading in any such market or on any such event;
(c) the occurrence of an excessive movement in the level of any Transaction and/or the Underlying Market or our anticipation (acting reasonably) of the occurrence of such a movement;
(d) any breakdown or failure of transmission, communication or computer facilities, interruption of power supply, or electronic or communications equipment failure beyond our control;
(e) failure of any relevant supplier, intermediate broker, agent or principal of ours, custodian, sub-custodian, dealer, exchange, clearing house or regulatory or self-regulatory organisation, for any reason, to perform its obligations.

2) If we determine that a Force Majeure Event exists, we may, at our absolute discretion, without notice and at any time, take one or more of the following steps:

(a) increase your Margin requirements;
(b) close all or any of your open Transactions at such Closing Level as we reasonably believe to be appropriate;
(c) suspend or modify the application of all or any of the Terms of this Agreement to the extent that the Force Majeure Event makes it impossible or impracticable for us to comply with the Term or Terms in question; or
(d) alter the Last Dealing Time for a particular Transaction.

23. Corporate Events, takeovers, voting rights, interest and dividends

Corporate Events

1) If any Instrument becomes subject to possible adjustment as the result of any of the events set out in Term 23(2) below (a "Corporate Event"), we will determine the appropriate adjustment, if any, to be made to the size and/or value and/or number of the related Transaction(s) (and/or to the level of any Order) to account for the diluting or concentrating effect necessary to preserve the economic equivalent of the rights and obligations of the parties in relation to that Transaction immediately prior to that Corporate Event and/or replicate the effect of the Corporate Event on someone with an interest in the relevant underlying Instrument, to be effective from the date determined by us and which may, for the avoidance of doubt, be retrospective.

2) The events to which Term 23(1) refers are the declaration by the issuer of an Instrument (or, if the Instrument is itself a derivative, the issuer of the security underlying that Instrument) of the terms of any of the following:

(a) a subdivision, consolidation or reclassification of shares, a share buy-back or cancellation, or a free distribution of shares to existing shareholders by way of a bonus, capitalisation or similar issue;
(b) a distribution to existing holders of the underlying shares of additional shares, other share capital or securities granting the right to payment of dividends and/or proceeds of liquidation of the issuer equally proportionately with such payments to holders of the underlying shares, or securities, rights or warrants granting the right to a distribution of shares or to purchase, subscribe or receive shares, in any case for payment (in cash or otherwise) at less than the prevailing market price per share as determined by us;
(c) the voiding of an Instrument that trades, or has traded, on a when-issued basis, in which case any Transaction(s) that relates to that Instrument will also be void;
(d) any other event in respect of the shares analogous to any of the above events or otherwise having a diluting or concentrating effect on the market value of the shares, whether temporary or otherwise; or
(e) any event analogous to any of the foregoing events or otherwise having a diluting or concentrating effect on the market value of any Instrument not based on shares, whether temporary or otherwise.

3) Any adjustment to the size and/or value and/or number of any Transaction(s) (and/or to the level of any Order) will be determined reasonably and will be conclusive and binding on you. If you have a Buy (i.e. a long Transaction) that is affected by a Corporate Event, we will, should you give us notice of the same, in the form and with any period indicated by us, give consideration to your views about the action or adjustment to be made as a result of the Corporate Event. If you hold a Sell (i.e. a short Transaction) then we will take whatever action is decided by us, acting reasonably. We will inform you of any adjustment or amendment under this Term as soon as reasonably practicable.

Takeovers

4) If at any time a takeover offer is made in respect of a company, and you have a Transaction that relates to the securities of that company, then:

(a) we will use reasonable endeavours to notify you of the takeover offer;
(b) we will apply the terms of the takeover offer to your Transaction, as if you were a holder of the securities in question;
(c) we may offer you the opportunity to assent to the takeover offer (as it applies to your Transaction), or we may elect to assent on your behalf where we reasonably believe it is in your best interests to do so. If you elect to assent, or we assent on your behalf, your Transaction will be Suspended and become untradeable until the closing date of the takeover offer at which point your Transaction will be closed in accordance with the terms of the takeover offer. You agree that we will be entitled to cancel or adjust the size and/or value and/ or number of any Transaction(s) (and/or the level of any Order) to reflect the takeover offer, and that any such cancellation or amendment will be conclusive and binding upon you;
(d) If you do not assent, and we do not assent on your behalf, but the takeover goes ahead nonetheless (for example, if drag-along rights apply), you agree that we will be entitled to cancel or adjust the size and/or value and/or number of any Transaction(s) (and/or the level of any Order) to reflect the takeover offer, and that any such cancellation or amendment will be conclusive and binding upon you; and
(e) at any time prior to the closing date of the takeover offer we may give notice to you of our intention to close a Transaction in respect of that company's securities. The date of such notice will be the closing date of the Transaction and the Closing Level will be determined by us, based on our reasonable assessment of the market value of the Instrument at the relevant time.

Voting Rights

5) You acknowledge that we will not transfer voting rights relating to an underlying share or other Instrument to you, or otherwise allow you to influence the exercise of voting rights held by us or by an agent on our behalf.

Interest

6) We will value open Transactions on a daily basis and calculate the amount of interest, on a basis notified to you in writing on a daily or monthly basis (including electronically), that would apply to the sum of money necessary to take out a position in the underlying Instrument with the same value. A different rate of interest will normally apply to long and short positions. While your Transaction remains open, the amount of interest will be calculated and will accrue on a daily basis as follows:

   (a) if you sell, interest will be either credited or debited to your account (depending on the interest rate)
   (b) if you buy, interest will be debited from your account.

7) For certain Expiry Transactions, our quote (which is based on the Underlying Market) will include an interest component. We will make it clear on our website or in our Contract Details which of our Expiry Transactions contain interest component. Such Expiry Transactions will not be adjusted for interest as set out in Term 23(6) above.

Dividends

8) Where applicable (e.g. where an Instrument is a stock or index in respect of which a dividend is paid) a dividend adjustment will be calculated for your account in respect of open positions held over the ex-dividend day or time for the relevant underlying Instrument. For long positions, the dividend adjustment will generally be the amount of the net dividend receivable by the individual or entity holding the equivalent position in an underlying Instrument and, in respect of non-Australian Instruments, will reflect normal market practice unless otherwise agreed with you. For short positions, the dividend adjustment will generally be the net dividend amount, unless otherwise agreed with you, but this may depend on where the Instrument trades. Further details may be obtained from us on request. Dividends will be credited to your account if you bought, i.e. opened a long position, and debited if you sold, i.e. opened a short position.

9) For certain Expiry Transactions, our quote (which is based on the Underlying Market) will include a forecasted dividend component. We will make it clear on our website or in our Contract Details which of our Expiry Transactions contain a dividend component. Such Expiry Transactions will not be adjusted for dividends as set out in Term 23(8) above. Note that, for such Expiry Transactions, in the event that there is declared or paid in respect of the relevant Instrument a special dividend or a dividend that is unusually large or small or payable by reference to an ex-dividend date that is unusually early or late or in the event that a previously regular dividend is omitted (in each case, having regard to dividend payments in previous years in respect of that same financial instrument), we may make an appropriate adjustment (including a retrospective adjustment) to the Opening Level and/or the size of the Transaction that relates to that Instrument.

24. Suspension and insolvency

1) If at any time trading on the Underlying Market is suspended in any Instrument that forms the subject of a Transaction, then the Transaction will also be Suspended from operation unless we are able to continue to make prices for the Transaction based on prices in a different but related Underlying Market that is not suspended from trading. If Suspended, the suspension price of the Transaction unless re-valued by us as set out in this Term 24, for the purposes of Margining and otherwise, will be the mid-price quoted by us at the time of suspension.

2) Irrespective of whether it is an Expiry Transaction and the date of contract expiry passes and irrespective of any Orders given by you, the Transaction will remain open but Suspended until either of the following takes place:

   (a) the suspension in the Underlying Market is terminated and trading recommences, at which point the Suspension of your Transaction will also cease and your Transaction will become tradable again. Following lifting of Suspension, any Orders that you may have given us with respect to the Transaction that have been triggered will be executed as soon as is reasonable in the circumstances having regard to liquidity in the Underlying Market and any hedging transactions that we have with third parties as a result of your Transaction. We cannot guarantee that Orders will be executed at the first available Underlying Market price; or
   (b) where the Instrument is in respect of a company, that company is delisted from the Underlying Market, goes into insolvency or is dissolved, at which point your Transaction will be dealt with in accordance with Terms 24(4) and 24(5).

3) If you have an Expiry Transaction that becomes Suspended by operation of this Term, you will be deemed to have requested that the Transaction be rolled forward into the next contract period until the first expiry date following the lifting of the suspension or until your Transaction is dealt with in accordance with Terms 24(4) or 24(5) as applicable. You agree that while your Transaction is Suspended, we will still be entitled to make interest adjustments in accordance with Term 23(6).

4) If a company, whose Instrument represents all or part of the subject-matter of a Transaction, goes into insolvency or is dissolved, the day on which the company goes into insolvency or is otherwise dissolved will be the closing date of that Transaction and we will deal with your Transaction as follows:

   (a) If you have a long Transaction, the Closing Level of the Transaction will be zero and on closing, we will open a corresponding proceeds line on your account so that if the company makes a distribution to shareholders, an amount equalling the eventual distribution will be credited to your account.
   (b) If you have a short Transaction, the Closing Level of the Transaction will be zero and on closing we will open a corresponding proceeds line on your account so that if the company makes a distribution to shareholders, an amount equalling the distribution will be debited to your account. We reserve the right to require you to maintain Margin on this proceeds line, which could for the avoidance of doubt be as much as the difference between the suspension price and zero.

5) If a company, whose Instrument represents all or part of the subject-matter of a Transaction is delisted from the Exchange to which the Transaction relates, but at the time of delisting such company has not gone into insolvency nor been dissolved, then we will take such action as is fair having regard to all of the circumstances regarding the delisting and any hedging transactions that we have with third parties as a result of your Transaction and where possible which reflects the treatment accorded to holders of the underlying Instrument. Without any limitation, examples of the actions that we might take are:

   (a) closing the Transaction at a Closing Level that is based on our fair and reasonable assessment of the value of the Instrument to which the Transaction relates;
   (b) changing the Exchange to which the Transaction refers (i.e. if the company in question has delisted on the reference Exchange, but maintains or has obtained listing on another Exchange, we may alter your Transaction so that it refers to the second Exchange);
   (c) maintaining the Suspension of the Transaction until the company makes a distribution to holders of the Instrument in question, at which point we will reflect that distribution on your Transaction;
   (d) closing the Transaction and opening a proceeds line as set out in Term 24(4).

6) We reserve the right at all times when your Transactions are Suspended under Term 24(2) to revalue such Transaction at such price and/or to change the Margin rate, in both cases as we shall determine to be reasonable in the circumstances and to require payment of deposit or Margin accordingly.

25. Queries, complaints and disputes

1) If you have a complaint against us, your complaint will be dealt with in accordance with our internal disputes handling procedure.

2) In the event you have a complaint under or in connection with this Agreement or any Transaction, you should, in the first instance, refer the complaint to our Customer Services Department. If they are unable to resolve the dispute to your satisfaction it should be referred to our Compliance Department. The Compliance Department will investigate your complaint and advise you of the outcome within 45 days of you making the complaint.

3) If the Compliance Department is unable to resolve the matter and you are a retail client in respect of the Transaction that is the subject matter of the complaint you may, after 45 days have elapsed since the complaint was made, then refer the matter to our independent external dispute resolution scheme, the Financial Ombudsman Service Limited ("FOS") in accordance with the Rules thereof.

4) If under the Governing Legislation you are a wholesale client (whether deemed or otherwise) in respect of the Transaction that is the subject matter of the complaint you may only refer your complaint to FOS if we first agree in writing that we submit to that process. Please note that we may refuse to so submit for any reason or no reason in our sole discretion.

5) Submission of your complaint to FOS will not abrogate your duty to mitigate your losses. Our agreement to submit to this independent external dispute resolution scheme (if applicable) will not constitute a waiver of any default by you that may form the subject matter of, or be incidental to, such complaint or dispute.

6) In the event that you elect to refer your complaint to FOS, you authorise us to disclose such personal information about you (as defined by the Privacy Act 1988) including, without limitation, records of telephone conversations between you and us as we at our absolute discretion deem appropriate or necessary to enable us to prosecute our case in the arbitral process of FOS.

7) Without prejudice to any of our other rights to close a Transaction under this Agreement, in any case where we are in dispute with you in respect of a Transaction or alleged Transaction or any communication relating to a Transaction, we may, in our absolute discretion and without notice, close any such Transaction or alleged Transaction, where we reasonably believe such action to be desirable for the purpose of limiting the maximum amount involved in the dispute, and we will not be under any obligation to you in connection with any subsequent movement in the level of the Transaction concerned. If we close one or more of your Transactions under this Term, such action will be without prejudice to our right to contend in relation to any dispute that such Transaction had already been closed by us or was never opened by you. We will take reasonable steps to inform you that we have taken such action as soon as practicable after doing so. Where we close a Transaction or alleged Transaction in accordance with this Term, the closing will be without prejudice to your rights:

   (a) to seek redress or compensation for any loss or damage suffered in connection with the disputed or alleged Transaction or communication, prior to the closing; and
   (b) to open a new Transaction at any time thereafter, provided that such Transaction is opened in accordance with this Agreement, which will be applied, for the purposes only of calculating any relevant limits or money required from you, on the basis that our view of the disputed events or communication is correct.

26. Miscellaneous

1) We reserve the right to Suspend your Account at any time. If we Suspend your account, it means that: you will generally not be permitted to open any new Transactions or increase your exposure under your existing Transactions, but you will be permitted to close, part close or reduce your exposure to us under your existing Transactions; you will no longer be permitted to trade with us via our Electronic Trading Service, rather you will be required to trade with us via the phone. We also reserve the right to Suspend a specific Transaction that you have open with us. If we Suspend a Transaction, it means that: you will generally not be permitted to increase your exposure to us under the Suspended Transaction, but you will be permitted to close, part close or reduce your exposure to us under the Suspended Transaction; in relation to the Suspended Transaction, you will no longer be permitted to deal with us via our Electronic Trading Service, rather you will be required to deal with us via the phone.

2) Our rights and remedies under this Agreement will be cumulative, and our exercise or waiver of any right or remedy will not preclude or inhibit the exercise of any additional right or remedy. Our failure to enforce or exercise any right under this Agreement will not amount to a waiver or bar to enforcement of that right.

3) We may assign the benefit and burden of this Agreement to a third party, in whole or in part, provided that any assignee agrees to abide by the Terms of this Agreement. Such assignment will come into effect 10 Business Days following the day you are deemed to have received notice of the assignment in accordance with Term 13(10). You agree that you may not assign the benefit and burden of this Agreement, whether in whole or in part, to any third party without our prior written consent.

4) You acknowledge and agree that the copyrights, trademarks, database and other property or rights in any information distributed to or received by you from us (including, but not limited to, our prices), together with the contents of our website(s), brochures and other material connected with our dealing service and in any database that contains or constitutes such information, will remain the sole and exclusive property of ours or any third party identified as being the owner of such rights.

5) If any Term (or any part of any Term) is held by a court of competent jurisdiction to be unenforceable for any reason then such Term will, to that extent, be deemed severable and not form part of this Agreement, but the enforceability of the remainder of this Agreement will not be affected.

6) You will be responsible at all times for the payment of all taxes due and for providing any relevant tax authority with any information relating to your dealings with us. You agree that if we provide you with any information or express any opinion in relation to the tax treatment of your dealings with us it will not be reasonable for you to rely upon any such statement and it will not constitute tax advice.

7) Our records, unless shown to be wrong, will be evidence of your dealings with us in connection with our services. You will not object to the admission of our records as evidence in any legal or regulatory proceedings because such records are not originals, are not in writing or are documents produced by a computer. You will not rely on us to comply with your record keeping obligations, although records may be made available to you on request at our absolute discretion.

27. Amendment and termination

1) We may amend this Agreement and any arrangements made hereunder at any time by written notice to you. You will be deemed to accept and agree to the amendment unless you notify us to the contrary within 10 days of the date of our amendment notice. If you do object to the amendment, the amendment will not be binding on you, but your account will be Suspended and you will be required to close your account as soon as is reasonably practicable. Any amendment to this Agreement will come into effect on the date specified by us which will, in most cases, be at least 10 Business Days after you are deemed to have received notice of the amendment in accordance with Term 13(10) (unless it is impractical in the circumstances to give 10 days' notice). Any amended agreement will supersede any previous agreement between us on the same subject matter and will govern any Transaction entered into after, or outstanding on, the date the new edition comes into effect. We will only make changes for good reason, including but not limited to:

   (a) making this Agreement clearer;
   (b) making this Agreement more favourable to you;
   (c) reflecting legitimate increases or reductions in the cost of providing our service to you;
   (d) providing for the introduction of new systems, services, changes in technology and products;
   (e) rectifying any mistakes that may be discovered in due course;
   (f) reflecting a change of Applicable Regulations or law.

2) This Agreement and any arrangements hereunder may be Suspended or terminated by either party upon giving the other party written notice of Suspension or termination, which will take effect immediately, unless otherwise specified in the notice. Any such Suspension or termination will not affect any obligation that may already have been incurred by either party in respect of any outstanding Transaction or any legal rights or obligations that may already have arisen under this Agreement or any dealings made thereunder.

28. Governing law

1) This Agreement and each Transaction entered into with you is in all respects governed by the laws in force in of the State of New South Wales and the courts of New South Wales will have jurisdiction to hear and determine any disputes which may arise in relation thereto (subject to any right which you or we may have to require a dispute to go to use the independent external dispute resolution scheme under Term 25). For such purposes you irrevocably submit to the exclusive jurisdiction of the courts of the State of New South Wales in relation to any such dispute. Nothing in this Term 28 will prevent us from bringing or enforcing proceedings against you in any other jurisdiction in which we are lawfully entitled to so do.

2) If you are situated outside of Australia, an originating process by which any proceedings in Australia are begun may be served on you in accordance with our local rules for service out of the Australian jurisdiction. Nothing in this Term affects our right to serve process in another manner permitted by law.

29. Privacy

1) You confirm that you understand and agree that we will collect your personal information for the purposes of assessing your application and, if applicable, opening, maintaining and operating your account including the enforcement of the provisions of this Agreement and for all of the purposes set out herein and below:

   If, in our absolute discretion, we consider it relevant to:

   (a) assessing your application to open an Account;
   (b) assessing your application for credit; or
   (c) collecting overdue payments in relation to any personal or credit facility or trading activity that results from this Agreement;

   you agree and consent to:

(i) us obtaining from a credit reporting agency a credit report containing personal credit information about you (which can include personal information about your credit worthiness, credit history, credit standing or credit capacity) ("Credit Report"); and
(ii) us contacting any credit provider named in the Credit Report or any credit provider whose details have been provided to us by you in order to obtain further information or clarification regarding matters relevant to the matters in Term 29(1)(a)-(c) above.

2) We may give a credit reporting agency certain personal information and identity details about you to obtain a consumer or commercial credit report about you. This information includes:

(a) the fact that you have applied for credit and the amount of credit;
(b) details of any payments which become overdue more than 60 days and for which collection has commenced;
(c) the fact that cheques drawn by you have been dishonoured more than once; and
(d) other such information that, in our opinion, is material to your credit worthiness, credit history, credit standing or credit capacity.

3) We may give to and obtain from other credit providers certain personal information and identity details about you, including any information about your credit worthiness, credit standing, credit history or credit capacity that credit providers are allowed to give or receive from each other under the Privacy Act 1988.

4) We may obtain from banks or financial institutions, a banker's opinion about your credit worthiness for the purpose of assessing your application to open an Account.

5) We may use your personal information for additional purposes including planning, product development, research and, unless you check the relevant box(es) on your Account opening form, to provide you with direct marketing information and offers about our products and services or those of Associated Companies of ours.

6) We may disclose information about you:

(a) to any person who is considering whether to guarantee your obligations, or offer security to us for credit you have applied for, or credit which we have given to you to enable that person to decide whether or not to guarantee those obligations;
(b) to any person who has guaranteed your obligations or provided security to us to enable that person to establish how you are performing (or have performed) those obligations;
(c) to such third parties as we deem reasonably necessary in order to prevent, detect, investigate, prosecute or punish criminal offences, breaches of law or other unlawful activity; or
(d) to such third parties as we see fit to assist us in enforcing our legal or contractual rights against you including but not limited to debt collection agencies and legal advisors.

7) We may share your information with your nominated referees and government regulators in Australia, New Zealand and the United Kingdom including, without limitation, the Australian Securities Exchange and Australian Securities and Investments Commission.

8) As well as in Australia (and, if you are a New Zealand resident, New Zealand), some of the organisations to whom your personal information will be disclosed will be located in the United Kingdom, and you agree to that transfer of your personal information for the purposes set out here.

9) If you do not agree to the collection of your personal information by us, then we may not be able to process your application.

10) You may contact us at the address listed in the Product Disclosure Statement if you wish to request access to any personal information which we hold about you.

30. Interpretation

1) In this Agreement:

"Act" means the Corporations Act 2001;

"AEST" means Australian Eastern Standard time;

"Agreement" means this agreement and all schedules, Product Modules, the Contract Details, any ancillary documents referred to herein and any amendments thereto. For the avoidance of doubt this agreement supercedes and replaces any previous customer agreement in force between you and us which dealt with Transactions;

"Applicable Regulations" means: (a) Rules of a relevant regulatory authority; (b) the Rules of the relevant Exchange; and (c) all other applicable laws, rules and regulations (including without limitation the Governing Legislation) as in force from time to time, as applicable to this Agreement and any Transaction, or Electronic Trading Service;

"Associated Company" means any holding company or subsidiary company (as defined in the Act), from time to time, of ours and/or any subsidiary company of any such holding company;

"Attached Order" means an Order that relates to or is referenced to an existing Transaction that you have with us;

"Base Currency" means, in relation to a party, the Currency allocated to your Account for this purpose, in accordance with the Agreement;

"Business Day" means any day other than a Saturday, Sunday and a gazetted public holiday in the State of New South Wales, or designated as a holiday by the Australian Securities Exchange;

"Closing Level" means the level at which a Transaction is closed;

"Commission" has the meaning attributed to it in Terms 4(1), 5(5) and 7(12);

"Commission Transaction" has the meaning attributed to it in Term 4(1);

"Contract Details" means the section of the public pages of our website designated as the Contract Details as amended from time to time;

"Contract for Differences" or "CFD" is a type of Transaction the purpose of which is to secure a profit or avoid a loss by reference to fluctuations in the value or price of an Instrument but specifically excludes any Transactions which are dealt with in a separate Product Module. Types of Contracts for Differences include, but are not limited to, Foreign Exchange CFDs, Futures CFDs, Option CFDs, Share CFDs and Stock Index CFDs;

"Contract Value" means the number of shares, contracts or other units of the Instrument that you are notionally buying or selling multiplied by our then current quote for closing the Transaction;

"Corporate Event" has the meaning attributed to it in Term 23(2);

"Credit Account" means any Account which you open with us pursuant to which we grant you a credit limit;

"Currency" means any legally accepted form of dollar currenct;

"Director" has the same meaning as is given to that term in the Act;

"Dollars" and "$" denote lawful currency of Australia;

"Euros" and "€" denote lawful currency of the Eurozone countries of the European Union;

"Electronic conversation" means a conversation between you and us held via our Electronic Trading Services;

"Electronic Trading Services" means any electronic services (together with any related software) including without limitation trading, direct market access order routing or information services that we grant you access to or make available to you either directly or through a third party service provider, and used by you to view information and/or enter into Transactions;

"Event of Default" has the meaning attributed to it in Term 16(1);

"Exchange" means any securities or futures exchanges, clearing house, self regulatory organizations, alternative trading system or multi-lateral trading facility as the context may require from time to time;

"Exchange Rate" means the rate (in relation to two currencies in respect of which you may wish to open a Foreign Exchange CFD) at which a single unit of the first currency that you state may be bought with or, as the case may be, sold in, units of the second currency that you state;

"Expiry Transaction" means a Transaction which has a set contract period, at the end of which the Expiry Transaction expires automatically;

"FIX" means Financial Information Exchange protocol;

"Force Majeure Event" has the meaning attributed to it in Term 22(1);

"Force Open" means a Transaction in respect of a particular Instrument where you already have an open Transaction in respect of the same Instrument which would ordinarily result in the netting of these two Transactions against each other and the closing or partial closing of both pursuant to Term 6 of this Agreement (including the Master Netting provisions in Schedule A incorporated by Term 15) which applies to you; but where we accept your offer to open the second Transaction without offsetting it against that which preceded it so that two Transactions result;

"Foreign Exchange CFD" or "Forex" is a form of CFD that gives you exposure to changes in value of an Exchange Rate, but unless you and we expressly agree separately in writing, it cannot result in the delivery of any Currency to or by you;

"Futures CFD" is a form of CFD that gives exposure to changes in the value of a futures contract. It is not a futures contract traded on any Exchange and unless you and we expressly agree separately in writing, it cannot result in the delivery of any Instrument to or by you;

"Governing Legislation" means the Act and the regulations made under it and all applicable financial services laws (as defined by section 761A of the Act);

"Instrument" means any stock, share, futures contract, forward or option contract, commodity, precious metal, Exchange Rate, interest rate, debt instrument, stock or other index, or other investment in respect of which we offer to deal in Transactions;

"Last Dealing Time" means the last day and (as the context requires) time before which a Transaction may be dealt in, as set out in the Contract Details or otherwise notified to you, or otherwise the last day and (as the context requires) time on which the underlying Instrument may be dealt in on the relevant Underlying Market;

"Limit Order" has the meaning given to it in Term 12(1);

"Limited Risk Account" means a type of account on which you are only permitted to place Limited Risk Transactions.

"Linked Transactions" means two or more Transactions in respect of which we agree not to call for, or apply, the full amount of Margin as a result of the relationship between such Transactions;

"Manifest Error" has the meaning attributed to it in Term 10(1);

"Margin" means the amount of money you are required to pay us in order to open and maintain a Transaction, as set out in Term 14;

"Market Spread" means the difference between the bid and offer prices for a Transaction of equivalent size in a Instrument, or a related Instrument, in the Underlying Market;

"Master Netting Terms" means the netting provisions set out in Schedule A to this Agreement regarding all Transactions entered into by you pursuant to this Agreement that will apply to you;

"Minimum Size" means, in respect of a Transaction in which a Minimum Size applies, the minimum number of shares, contracts or other units of an Instrument that we will deal on, which in most cases is specified in the Contract Details and, where not so specified, we will inform you of on request;

"Normal Market Size" means the maximum number of stocks, shares, contracts or other units that we reasonably believe the Underlying Market to be good in at the relevant time;
"Opening Level" means the level at which a Transaction is opened;

"Order" means a Stop Order, Trailing Stop, Limit Order or Buffer Limit, as the case permits;

"Order Book Share" means all non Australian shares and all Australian shares that are traded using a fully electronic order book and order matching system such as ITS;

"Our bid and offer prices" has the meaning attributed to it in Term 4(1);

"P&L" means realised and/or unrealised profits and/or losses, as the case permits;

"Product Disclosure Document" or "PDS" means the document described as the Product Disclosure Statement and issued by us, as revised from time to time;

"Product Module" means a product specific module which forms part of this Agreement and sets out the terms and conditions that apply to specific types of Transactions and/or Services that we provide or supply to you;

"Relevant Person" means an employee or Director of us or an employee or Director of an Associated Company;

"Rules" means articles, rules, regulations, procedures, policies and customs, as in force from time to time;

"Security Devices" means one or more user identification codes, digital certificates, passwords, authentication codes, or such other information or devices (electronic or otherwise) as may be provided or specified to you, to enable your access to the Electronic Trading Services;

"Sell" has the meaning attributed to it in Term 4(1);

"Share CFD" is a form of CFD that gives exposure to changes in share prices. It is not an agreement to buy or sell any amount of shares and, unless you and we expressly agree separately in writing, it cannot result in the delivery of any shares to or by you. The share Instrument upon which the Share CFD is based may be an Order Book Share or a Market Maker Share;

"Spread" has the meaning attributed to it in Term 4(1) and may, as the context requires, include Market Spread;

"Spread Transaction" has the meaning attributed to it in Term 4(1);

"Statement" means a written confirmation of our dealings with you including any Transactions that you open and/or close, any Orders that you set and/or edit and any charges that we apply.

"Stock Index CFD" is a form of CFD that gives exposure to changes in the value of a stock index. It is not an agreement to buy or sell any amount of shares and unless you and we expressly agree separately in writing, it cannot result in the delivery of any shares to or by you;

"Stop Order" has the meaning given to it in Term 12(1);

"Suspend" has the meaning given to it in Term 24(1), and "Suspension" and "Suspended" has a corresponding meaning;

"System" means all computer hardware and software, equipment, network facilities and other resources and facilities needed to enable you to use an Electronic Trading Service;

"Trailing Stop" has the meaning given to it in Term 12(1);

"Transaction" means a future, option, contract for differences, spot or forward contract of any kind in relation to any Instrument (including a security) or any combination of Instruments and means either or both Expiry Transactions or Undated Transactions as the context requires;

"Unattached Order" means an Order that relates to or is referenced to a proposed Transaction that will come into effect if and when the Order is executed;

"Undated Transaction" means a Transaction with an indefinite contract period that is not capable of expiring automatically;

"Underlying Market" means the Exchange and/or other similar body and/or liquidity pool on which a Instrument is traded or trading in that Instrument as the context requires.

2) A reference to:

(a) a Term is a reference to a term of this Agreement;
(b) an Act of Parliament is a reference to such Act as from time to time amended, consolidated or re-enacted (with or without modification) and includes all instruments or orders made under such enactment;
(c) any time or date will be to Australian Eastern Standard Time, unless expressly noted to the contrary; and
(d) the singular will import the plural and the masculine will import the feminine as the context requires.

3) Priority of documents: in the event of any conflict between the terms of the main body of this Agreement and any Product Module, Schedule,

Appendix or ancillary document referred to in this Agreement, the order of precedence for the purpose of construction shall be:

(a) the Governing Legislation;

(i) Schedule A –Master Netting Terms;
(ii) Schedule of Supplementary Terms and Conditions (if applicable);
(iii) Product Module (if applicable);
(iv) Contract Details;
(v) Any other ancillary documents referred to in this Agreement;
(vi) these Terms;

and in the event of any inconsistency between any provision in any of these documents the higher in the descending order will prevail over the lower to the extent of the inconsistency.

SCHEDULE A

MASTER NETTING TERMS

NOW IT IS HEREBY AGREED as follows:

1. Scope of these additional Terms

1.1 These Terms and the particular terms agreed by you and us govern each Transaction entered into or outstanding between you and us on or after the date of execution of these terms.

1.2 The Agreement, including these Terms and the particular terms of, and applicable to, each and every Transaction governed by these Terms, the Schedules to these terms and all amendments to any of such items together constitute a single agreement between you and us. You acknowledge that all Transactions governed by these terms which are entered into on or after the date of execution of these terms are entered into in reliance upon the fact that all such items constitute a single agreement between us.

2. Settlement and Exchange or Clearing Organisation Rules

2.1 Unless a Liquidation Date has occurred or has been effectively set, a Party shall not be obliged to make any payment or delivery scheduled to be made by that Party under a Transaction governed by these terms for so long as an Event of Default or Potential Event of Default with respect to the other Party has occurred and is continuing.

2.2 Unless otherwise agreed in writing by the Parties, if the Parties enter into any Transaction governed by these Terms to close out any existing Transaction between the Parties then their obligations under such Transactions shall automatically and immediately be terminated upon entering into the second Transaction, except for any settlement payment due from one Party to the other in respect of such closed out Transactions.

3. Representations, warranties and covenants

3.1 Each Party represents and warrants to the other Party as of the date of execution of these terms and, in the case of the representation and warranty in (v) of this Clause 3.1 relating to the entering into of Transactions, as of the date of entering into each Transaction governed by these terms that: (i) it has authority to enter into this Agreement; (ii) the persons entering into the agreement on its behalf have been duly authorised to do so; (iii) this Agreement and the obligations created under this agreement are binding upon it and enforceable against it in accordance with their terms (subject to applicable principles of equity) and do not and will not violate the terms of any agreements to which such Party is bound; (iv) no Event of Default or Potential Event of Default has occurred and is continuing with respect to it; and (v) it acts as principal and sole beneficial owner (and not as trustee) in entering into these terms and each and every Transaction governed by these Terms.

3.2 Each Party undertakes to the other Party that: (i) it will at all times obtain and comply with the terms of and do all that is necessary to maintain in full force and effect all authorisations, approvals, licences and consents required to enable it lawfully to perform its obligations under this agreement; and (ii) it will promptly notify the other Party of the occurrence of any Event of Default or Potential Event of Default with respect to itself.

4. Termination and liquidation

4.1 If, at any time:

(i) a Party fails to make any payment when due under or to make or take delivery of any property when due under, or to observe or perform any other provision of, this agreement (including any Transaction governed by these terms) and such failure continues for two Business Days after notice of non-performance has been given by the other Party to the defaulting Party;
(ii) a Party commences a voluntary case or other procedure seeking or proposing liquidation, reorganisation, an arrangement or composition, a freeze or moratorium, or other similar relief with respect to itself or to its debts under any bankruptcy, insolvency, regulatory, supervisory or similar law (including any corporate or other law with potential application to an insolvent Party), or seeking the appointment of a trustee, receiver, liquidator, conservator, administrator, custodian, examiner or other similar official (each a "Custodian") of it or any part of its assets; or takes any corporate action to authorise any of the foregoing; and, in the case of a reorganisation, arrangement or composition, the other Party does not consent to the proposals;
(iii) an involuntary case or other procedure is commenced against a Party seeking or proposing liquidation, reorganisation, an arrangement or composition, a freeze or moratorium, or other similar relief with respect to it or its debts under any bankruptcy, insolvency, regulatory, supervisory or similar law (including any corporate or other law with potential application to an insolvent Party) or seeking the appointment of a Custodian of it or any part of its assets and such involuntary case or other procedure either (a) has not been dismissed within five days of its institution or presentation or (b) has been dismissed within such period but solely on the grounds of an insufficiency of assets to cover the costs of such case or other procedure;
(iv) a Party dies, becomes of unsound mind, is unable to pay its debts as they fall due or is bankrupt or insolvent, as defined under any bankruptcy or insolvency law applicable to such Party; or any indebtedness of a Party is not paid on the due date therefor or becomes, or becomes capable at any time of being declared, due and payable under agreements or instruments evidencing such indebtedness before it would otherwise have been due and payable, or proceedings are commenced for any execution, any attachment or garnishment, or any distress against, or an encumbrancer takes possession of, the whole or any part of the property, undertaking or assets (tangible and intangible) of a Party;
(v) a Party in relation to a Party (or any Custodian acting on behalf of a Party in relation to a Party) disaffirms, disclaims or repudiates any obligation under this agreement (including any Transaction governed by these terms);
(vi) any representation or warranty made or deemed made by a Party pursuant to this agreement proves to have been false or misleading in any material respect as at the time it was made or given;
(vii) a Party is dissolved, or in respect of a Party whose existence is dependent upon a formal registration, such registration is removed or ends, or any procedure is commenced seeking or proposing a Party's dissolution or the removal or ending of such a registration of a Party; or
(viii) any event of default (however described) occurs under any terms of business in place between the Parties or any other event specified for these purposes in Schedule 1 or otherwise occurs, then the other Party (the "Non- Defaulting Party") may exercise its rights under Clause 4.2, except that, if so agreed in writing by the Parties (whether by specifying as such in Schedule 1 hereto or otherwise), in the case of the occurrence of any Event of Default specified in paragraph (ii) or (iii) above the provisions of Clause 4.3 shall apply.

4.2 Subject to Clause 4.3, at any time following the occurrence of an Event of Default, the Non-Defaulting Party may, by notice to the Defaulting Party, specify a Liquidation Date for the termination and liquidation of Transactions in accordance with the provisions of Clause 4.4.

4.3 If the Parties have so agreed, the date of the occurrence of any Event of Default specified in paragraph (ii) or (iii) of Clause 4.1 shall automatically constitute a Liquidation Date, without the need for any notice by either Party and to the intent that the provisions of Clause 4.4 shall then apply.

4.4 Upon the occurrence of a Liquidation Date:

(i) neither Party shall be obliged to make any further payments or deliveries under any Transactions governed by these terms which would, but for this Clause, have fallen due for performance on or after the Liquidation Date and such obligations shall be satisfied by settlement (whether by payment, set-off or otherwise) of the Liquidation Amount;
(ii) the Non-Defaulting Party shall (on, or as soon as reasonably practicable after, the Liquidation Date) determine (discounting if appropriate), in respect of each Transaction governed by these terms, its total cost, loss or, as the case may be, gain, in each

case expressed in the Non-Defaulting Party's Base Currency (and, if appropriate, including any loss of bargain, cost of funding or, without duplication, cost, loss or, as the case may be, gain as a result of the termination, liquidation, obtaining, performing or re-establishing of any hedge or related trading position), as a result of the termination, pursuant to this agreement, of each payment or delivery which would otherwise have been required to be made under such Transaction (assuming satisfaction of each applicable condition precedent and having due regard to, if appropriate, such market quotations published on, or official settlement prices set by, a relevant exchange or clearing organisation as may be available on, or immediately preceding, the date of calculation); and

(iii) the Non-Defaulting Party shall treat each cost or loss to it, determined as above, as a positive amount and each gain by it, so determined, as a negative amount and aggregate all of such amounts to produce a single, net positive or negative amount, denominated in the Non-Defaulting Party's Base Currency (the "Liquidation Amount").

4.5 If the Liquidation Amount determined pursuant to Clause 4.4 is a positive amount, the Defaulting Party shall pay it to the Non-Defaulting Party and if it is a negative amount, the Non-Defaulting Party shall pay it to the Defaulting Party. The Non-Defaulting Party shall notify the Defaulting Party of the Liquidation Amount, and by which Party it is payable, immediately after the calculation of such amount.

4.6 Unless the Parties specify otherwise in Schedule A or otherwise, where termination and liquidation occurs in accordance with Clause 4.4, the Non-Defaulting Party shall also be entitled, at its discretion, to apply the provisions of Clause 4.4 to any other Transactions entered into between the Parties which are then outstanding, as if each such Transaction were a Transaction governed by these terms.

4.7 The amount payable by one Party to the other Party pursuant to the provisions of Clause 4.5, or any applicable laws or regulations, shall be paid in the Non-Defaulting Party's Base Currency by the close of business on the Business Day following the completion of the termination and liquidation under Clause 4.4, or any laws or regulations having a similar effect, (converted as required by applicable law into any other currency, any costs of such conversion to be borne by, and (if applicable) deducted from any payment to, the Defaulting Party).

4.8 For the purposes of any calculation hereunder, We may convert amounts denominated in any other currency into the Non-Defaulting Party's Base Currency at such rate prevailing at the time of the calculation as we may reasonably select.

4.9 The Non-Defaulting Party's rights under this Clause 4 shall be in addition to, and not in limitation or exclusion of, any other rights which the Non-Defaulting Party may have (whether by agreement, operation of law or otherwise).

5. Set-off

Without prejudice to any other right or remedy which it may have, either Party may, on or after the occurrence of a Liquidation Date and the determination of the Liquidation Amount, set off any amount owing by it (whether actual or contingent, present or future and including, if applicable and without limitation, the Liquidation Amount and any amount due and payable on or before the Liquidation Date but remaining unpaid) to the other Party against any amount owing by such other Party (whether actual or contingent, present or future and including, if applicable and without limitation, the Liquidation Amount and any amount due and payable before the Liquidation Date but remaining unpaid) to the first Party.

6. Currency indemnity

If a Party (the first Party) receives or recovers any amount in respect of an obligation of the other Party (the second Party) in a currency other than that in which such amount was payable, whether pursuant to a judgment of any court or otherwise, the second Party shall indemnify and hold harmless the first Party from and against any cost (including costs of conversion) and loss suffered by the first Party as a result of receiving such amount in a currency other than the currency in which it was due.

7. Time of essence

Time shall be of the essence in the Agreement.

8. Interpretation

8.1 In these Terms:

"Base Currency" means, in relation to a Party, the Currency allocated to your Account for this purpose, in accordance with the Agreement;

"Custodian" has the meaning given to it in Clause 4.1;

"Defaulting Party" means the Party in respect of which, or related to a Credit Support Provider in respect of which, an Event of Default has occurred;

"Liquidation Date" means a day on which, pursuant to the provisions of Clause 4, the Non-Defaulting Party commences the termination and liquidation of Transactions or such a termination and liquidation commences automatically;

"Potential Event of Default" means any event which may become (with the passage of time, the giving of notice, the making of any determination hereunder or any combination thereof) an Event of Default;

"Proceedings" means any suit, action, or other proceedings relating to this agreement;

8.2 In these terms, "Event of Default" means any of the events listed in Clause 4.1; "Liquidation Amount" has the meaning ascribed to it in Clause 4.4; and "Non-Defaulting Party" has the meaning ascribed to it in Clause 4.1.

a "Clause" is a reference to a clause in this Schedule of these Terms;

"indebtedness" shall be construed so as to include any obligation (whether present or future, actual or contingent, as principal or surety or otherwise) for the payment or repayment of money;

"Parties" means you and us and shall be construed as a reference to the parties to this agreement and shall include their successors and permitted assigns; and

"Party" shall be construed as a reference to whichever of the Parties is appropriate in the context in which such expression may be used;

.

Exhibit 5

9-24-2020

Submission to: Epiq Claims Administrator

In re Foreign Exchange Benchmark Rates Antitrust Claim No. 10000935

Petition for Documented Spot FX Claim Funds Recovery

On September 2nd, 2020 an email notification was received from the Epiq Claims Administrator prompting of a Notice of Claim Determination pertaining to the documented Claim No. 10000935 for the In re Foreign Exchange Benchmark Rates Antitrust Litigation settlement.

It is requested that the Court accept to take in to review the administrative rejection of my claim.

Upon cross-referencing with the spot FX trade ledger record Excel data file, it was realized that each trade's recorded Profit/Loss (in exact USD amount) was mistakenly input in the Base Amount column, (column P- ref FX Spot Transaction Data (Aug 26 2013-Dec 15 2015)). Base Amount would not be the same equivalent value data set as Profit/Loss (P/L), which has inevitably attributed to some error fluctuations with other adjoining data set variables.

Each trade's Base Amount is assessed by multiplying the quantity units of contract volume by the spot exchange rate of the currency pair. 1.00 refers to 1 standard lot or 100,000 units of the base currency. 0.10 refers to 1 mini lot or 10,000 units of the base currency. 0.01 refers to 1 micro lot or 1,000 units of the base currency. In accordance with proper industry calculative procedure, the Base Amount of each documented spot FX trade has been amended input into Column P of the FX Spot Transaction Data Excel file, (i.e. FX Spot Transaction Data (Aug 26 2013- Dec 15 2015). Additionally, the Profit/Loss (P/L) USD amount of each documented spot FX trade has been input into Column S in the FX Spot Transaction Data file.

In the Notice of Rejection it states, "(*R9) In order for the Claims Administrator to determine USD quantity, the fields BASE CURRENCY and QUOTED CURRENCY must both be present with recognized FX ISO codes; BASE AMOUNT and/or CONTRA AMOUNT must be present and not zero (0); and a valid TRADE RATE must be present. If you do not provide the CONTRA AMOUNT leave the field blank.*"

It can be herein submitted for the record that the Profit/Loss (P/L) amount of each spot FX trade also does further provide the exact USD quantity deducted or added to the overall documented remaining equity balance.

It is confirmed that each and every spot FX trade's Value Date is precisely input into column R.

It is confirmed that each and every spot FX trade's FX ISO Code designation is correctly and accurately input into columns M and N.

The spot FX investment account was established registered as a Qualified Eligible Person (QEP) Tier 1 regulated Electronic Communication Network (ECN) platform with a defined set of direct to bank counterparties, (ref. Spot FX Acct Trade Ledger Record (pg. 79)- Attachment C). These specified and enlisted bank counterparties to each of the documented time-stamped spot FX trades in Attachment C are each named in the In re Foreign Exchange Benchmark Rates Antitrust Litigation settlement. Furthermore, the counterparty section of the spot FX Contracts For Difference Product Disclosure Statement, (Attachment D – pg. 17), for the spot forex investment account, (initially established in August 2013), conclusively states, "*Before entering into a relationship with a new hedging counterparty IC Markets undertakes a due diligence process, this process includes a review of a number of key factors that relate to the risk of dealing with the counterparty. These include the counterparty's credit worthiness, reputation, regulatory oversight, funding arrangements, reporting processes, fees and charges (See section 4.20). In accordance to CFTC and ASIC regulations, we are required to disclose counterparty financial institutions participating in the electronic platform enabled inter-connected foreign exchange marketplace to Qualified Eligible Person United States clients. These active registered liquidity provider counterparties are and include: Bank of America, UBS, HSBC, Citigroup, Goldman Sachs, BNP Paribas, RBC, JPMorgan Chase Bank, Morgan Stanley. Our liquidity provider partners are also featured and listed on our main company website.* "

Since September 3rd, 2020, the Epiq Claims Administrator systems had been down, claims submission records have been inaccessible and administrative support specialists have been unavailable. I reported this directly to an Epiq Project Manager and also sought correspondence in reporting the mistaken error discrepancy occurrence with Claim # 10000935, (with inputting each spot FX trade's P/L into the Base Amount column). Due in part to prolonged and indefinite delayed internal responses to Epiq project manager's claims associated queries from the back-office damages assessors and the intermittent unresolved status with claim proceeding, this request is submitted to the Court in accordance to the prescribed instructions in the claim rejection notice.

Cumulative unrecovered funds applied to the cited and documented recorded spot FX ECN master trade ledger, (Attachment C), is in the amount of $111,530.34. It is earnestly requested to be granted valuation recovery and distribution payment of unrecovered equity funds for the amount of **$111,530.34 USD**, (ref. spot FX acct trade ledger record - Attachment C), for Claim No. 10000935.

These cited funds were originally inherited through my Father's estate after he died by gunshot wound perpetrated by armed robbers at his place of business in February 2013. It would mean everything to me for these documented funds to be rightfully returned.

Supporting document attachments:

Spot FX Acct Trade Ledger Record – Attachment C

Contracts For Difference Product Disclosure Statement – Attachment D

Money In/Out Record- Attachment E

Deposit Confirmations- Attachment F

Data Verification Section:

There are 1,321 spot Forex transactions in submitted trade record file.

Master Trade Ledger has individualized time-stamp record and ticket number identifier record of each spot FX trade entry.

I, Sean Waraich, fully attest to the truth and accuracy of the electronic submitted transaction record file(s), which bears my affirmed signature validation herein below.

Respectfully submitted,

Sean Waraich
Claim # 10000935

446 N Post Oak Ln
Houston, TX 77024
832 229 1652

Attachment A

Name	Counterpa	Location o	Claimant II	Venue	Prime brok	Transactio	FX transac	Trade Date	Trade Tim	Time zone	Trade Rate	Base Curre	Quoted Cu	Buy/Sell	Base Amo	Contra Am	Value Date	Profit/Loss (P/L) (USD)
Sean Wara	Tier 1 Bank Consortiu	10000935	Integral		41065	spot	########	2013-08-2	America/N		1.48143	EUR	AUD	Buy	148,143		########	31.58
Sean Wara	Tier 1 Bank Consortiu	10000935	Integral		41050	spot	########	2013-08-2	America/N		0.78493	NZD	USD	Sell	78,493		########	13
Sean Wara	Tier 1 Bank Consortiu	10000935	Integral		41054	spot	########	2013-08-2	America/N		0.87823	CAD	CHF	Buy	87,823		########	198.19
Sean Wara	Tier 1 Bank Consortiu	10000935	Integral		41066	spot	########	2013-08-2	America/N		1.48126	EUR	AUD	Sell	148,126		########	173.66
Sean Wara	Tier 1 Bank Consortiu	10000935	Integral		55031	spot	########	2013-08-3	America/N		0.77649	NZD	USD	Buy	77,649		9/3/2013	639
Sean Wara	Tier 1 Bank Consortiu	10000935	Integral		41051	spot	########	2013-08-2	America/N		0.78529	NZD	USD	Buy	78,529		9/4/2013	610
Sean Wara	Tier 1 Bank Consortiu	10000935	Integral		78959	spot	9/5/2013	2013-09-0	America/N		1.46977	GBP	CHF	Sell	146,977		9/6/2013	432.52
Sean Wara	Tier 1 Bank Consortiu	10000935	Integral		86716	spot	9/6/2013	2013-09-0	America/N		1.42759	EUR	AUD	Buy	142,759		9/9/2013	693.85
Sean Wara	Tier 1 Bank Consortiu	10000935	Integral		74055	spot	9/4/2013	2013-09-0	America/N		1.46336	GBP	CHF	Sell	146,336		9/9/2013	85.95
Sean Wara	Tier 1 Bank Consortiu	10000935	Integral		95132	spot	########	2013-09-1	America/N		1.43046	EUR	AUD	Buy	143,046		########	609.28
Sean Wara	Tier 1 Bank Consortiu	10000935	Integral		97616	spot	########	2013-09-1	America/N		157.843	GBP	JPY	Sell	########		########	520.72
Sean Wara	Tier 1 Bank Consortiu	10000935	Integral		74048	spot	9/4/2013	2013-09-0	America/N		1.4384	EUR	AUD	Buy	143,840		########	52.74
Sean Wara	Tier 1 Bank Consortiu	10000935	Integral		168247	spot	########	2013-09-2	America/N		158.316	GBP	JPY	Sell	########		########	549.41
Sean Wara	Tier 1 Bank Consortiu	10000935	Integral		182509	spot	########	2013-09-2	America/N		159.104	GBP	JPY	Sell	########		########	786.28
Sean Wara	Tier 1 Bank Consortiu	10000935	Integral		203137	spot	########	2013-09-3	America/N		158.917	GBP	JPY	Sell	########		########	33.71
Sean Wara	Tier 1 Bank Consortiu	10000935	Integral		107309	spot	########	2013-09-1	America/N		157.334	GBP	JPY	Sell	########		########	443.11
Sean Wara	Tier 1 Bank Consortiu	10000935	Integral		234974	spot	########	2013-10-0	America/N		157.145	GBP	JPY	Sell	1,571,450		########	-0.24
Sean Wara	Tier 1 Bank Consortiu	10000935	Integral		234972	spot	########	2013-10-0	America/N		157.161	GBP	JPY	Buy	1,571,610		########	-0.32
Sean Wara	Tier 1 Bank Consortiu	10000935	Integral		94208	spot	9/9/2013	2013-09-0	America/N		156.252	GBP	JPY	Sell	########		########	146.21
Sean Wara	Tier 1 Bank Consortiu	10000935	Integral		240407	spot	########	2013-10-0	America/N		0.83245	NZD	USD	Sell	83,245		########	52
Sean Wara	Tier 1 Bank Consortiu	10000935	Integral		240411	spot	########	2013-10-0	America/N		81.035	NZD	JPY	Sell	8,103,500		########	360.35
Sean Wara	Tier 1 Bank Consortiu	10000935	Integral		242235	spot	########	2013-10-0	America/N		0.85521	NZD	CAD	Sell	85,521		########	37.77
Sean Wara	Tier 1 Bank Consortiu	10000935	Integral		249930	spot	########	2013-10-0	America/N		93.786	CAD	JPY	Buy	9,378,600		########	252.34
Sean Wara	Tier 1 Bank Consortiu	10000935	Integral		249881	spot	########	2013-10-0	America/N		0.90387	USD	CHF	Sell	90,387		########	54.24
Sean Wara	Tier 1 Bank Consortiu	10000935	Integral		249882	spot	########	2013-10-0	America/N		0.90403	USD	CHF	Buy	90,403		########	51.96
Sean Wara	Tier 1 Bank Consortiu	10000935	Integral		269637	spot	########	2013-10-1	America/N		0.9127	USD	CHF	Sell	91270		########	87.73
Sean Wara	Tier 1 Bank Consortiu	10000935	Integral		256881	spot	########	2013-10-0	America/N		93.806	CAD	JPY	Buy	9380600		########	82.87
Sean Wara	Tier 1 Bank Consortiu	10000935	Integral		270461	spot	########	2013-10-1	America/N		1.4055	EUR	CAD	Sell	140550		########	60.55
Sean Wara	Tier 1 Bank Consortiu	10000935	Integral		270421	spot	########	2013-10-1	America/N		0.85812	NZD	CAD	Sell	85812		########	89.38
Sean Wara	Tier 1 Bank Consortiu	10000935	Integral		270486	spot	########	2013-10-1	America/N		0.91178	USD	CHF	Sell	91178		########	16.45
Sean Wara	Tier 1 Bank Consortiu	10000935	Integral		269650	spot	########	2013-10-1	America/N		97.764	USD	JPY	Buy	9776400		########	361.81
Sean Wara	Tier 1 Bank Consortiu	10000935	Integral		269681	spot	########	2013-10-1	America/N		0.82512	NZD	USD	Buy	82512		########	7
Sean Wara	Tier 1 Bank Consortiu	10000935	Integral		273160	spot	########	2013-10-1	America/N		1.40499	EUR	CAD	Sell	140499		########	97.3
Sean Wara	Tier 1 Bank Consortiu	10000935	Integral		274749	spot	########	2013-10-1	America/N		1.68729	GBP	AUD	Buy	168729		########	167.28
Sean Wara	Tier 1 Bank Consortiu	10000935	Integral		269652	spot	########	2013-10-1	America/N		97.752	USD	JPY	Sell	9775200		########	-366.93
Sean Wara	Tier 1 Bank Consortiu	10000935	Integral		273481	spot	########	2013-10-1	America/N		98.166	USD	JPY	Buy	9816600		########	234.76
Sean Wara	Tier 1 Bank Consortiu	10000935	Integral		277898	spot	########	2013-10-1	America/N		1.68633	GBP	AUD	Sell	168633		########	-36.95
Sean Wara	Tier 1 Bank Consortiu	10000935	Integral		277918	spot	########	2013-10-1	America/N		1.6868	GBP	AUD	Buy	168680		########	145.65
Sean Wara	Tier 1 Bank Consortiu	10000935	Integral		242251	spot	########	2013-10-0	America/N		0.8776	CAD	CHF	Buy	87760		########	118.34
Sean Wara	Tier 1 Bank Consortiu	10000935	Integral		282571	spot	########	2013-10-1	America/N		1.68459	GBP	AUD	Buy	168459		########	740.37
Sean Wara	Tier 1 Bank Consortiu	10000935	Integral		293174	spot	########	2013-10-1	America/N		1.67569	GBP	AUD	Buy	167569		########	294.22
Sean Wara	Tier 1 Bank Consortiu	10000935	Integral		291280	spot	########	2013-10-1	America/N		0.83728	NZD	USD	Sell	83728		########	6
Sean Wara	Tier 1 Bank Consortiu	10000935	Integral		293998	spot	########	2013-10-1	America/N		1.67789	GBP	AUD	Buy	335578		########	83.75
Sean Wara	Tier 1 Bank Consortiu	10000935	Integral		302097	spot	########	2013-10-1	America/N		82.512	NZD	JPY	Sell	16502400		########	785.99
Sean Wara	Tier 1 Bank Consortiu	10000935	Integral		313768	spot	########	2013-10-1	America/N		1.66949	GBP	AUD	Buy	333898		########	257.66
Sean Wara	Tier 1 Bank Consortiu	10000935	Integral		291304	spot	########	2013-10-1	America/N		1.68398	GBP	AUD	Buy	168398		########	-760.73
Sean Wara	Tier 1 Bank Consortiu	10000935	Integral		316197	spot	########	2013-10-1	America/N		1.67366	GBP	AUD	Buy	334732		########	436.61
Sean Wara	Tier 1 Bank Consortiu	10000935	Integral		270435	spot	########	2013-10-1	America/N		1.69348	GBP	AUD	Buy	169348		########	-1750.33

Sean Wara Tier 1 Bank Consortiu	10000935	Integral	316719	spot	########	2013-10-1	America/N	0.84336	NZD	USD	Sell	168672	########	50
Sean Wara Tier 1 Bank Consortiu	10000935	Integral	316199	spot	########	2013-10-1	America/N	1.67373	GBP	AUD	Sell	334746	########	-483.29
Sean Wara Tier 1 Bank Consortiu	10000935	Integral	323352	spot	########	2013-10-1	America/N	0.87498	NZD	CAD	Sell	174996	########	388.51
Sean Wara Tier 1 Bank Consortiu	10000935	Integral	315308	spot	########	2013-10-1	America/N	83.219	NZD	JPY	Sell	16643800	########	720.57
Sean Wara Tier 1 Bank Consortiu	10000935	Integral	324509	spot	########	2013-10-1	America/N	83.374	NZD	JPY	Buy	16674800	########	-1065.58
Sean Wara Tier 1 Bank Consortiu	10000935	Integral	324510	spot	########	2013-10-1	America/N	83.355	NZD	JPY	Sell	16671000	########	971.55
Sean Wara Tier 1 Bank Consortiu	10000935	Integral	323331	spot	########	2013-10-1	America/N	0.84892	NZD	USD	Sell	169784	########	582
Sean Wara Tier 1 Bank Consortiu	10000935	Integral	333978	spot	########	2013-10-1	America/N	0.84973	NZD	USD	Sell	169946	########	600
Sean Wara Tier 1 Bank Consortiu	10000935	Integral	333982	spot	########	2013-10-1	America/N	0.84994	NZD	USD	Buy	169988	########	-688
Sean Wara Tier 1 Bank Consortiu	10000935	Integral	333983	spot	########	2013-10-1	America/N	0.84974	NZD	USD	Sell	169948	########	610
Sean Wara Tier 1 Bank Consortiu	10000935	Integral	324505	spot	########	2013-10-1	America/N	0.85213	NZD	USD	Sell	170246	########	1100
Sean Wara Tier 1 Bank Consortiu	10000935	Integral	325506	spot	########	2013-10-1	America/N	0.85074	NZD	USD	Buy	85074	########	-426
Sean Wara Tier 1 Bank Consortiu	10000935	Integral	325505	spot	########	2013-10-1	America/N	0.85054	NZD	USD	Sell	85054	########	386
Sean Wara Tier 1 Bank Consortiu	10000935	Integral	324504	spot	########	2013-10-1	America/N	0.8523	NZD	USD	Buy	170460	########	-1168
Sean Wara Tier 1 Bank Consortiu	10000935	Integral	342040	spot	########	2013-10-2	America/N	0.84738	NZD	USD	Buy	169476	########	780
Sean Wara Tier 1 Bank Consortiu	10000935	Integral	355170	spot	########	2013-10-2	America/N	0.87567	NZD	CAD	Sell	175134	########	334.36
Sean Wara Tier 1 Bank Consortiu	10000935	Integral	355171	spot	########	2013-10-2	America/N	0.87632	NZD	CAD	Buy	175264	########	-495.77
Sean Wara Tier 1 Bank Consortiu	10000935	Integral	355172	spot	########	2013-10-2	America/N	0.87565	NZD	CAD	Sell	175130	########	326.58
Sean Wara Tier 1 Bank Consortiu	10000935	Integral	354004	spot	########	2013-10-2	America/N	0.85165	NZD	USD	Sell	170330	########	770
Sean Wara Tier 1 Bank Consortiu	10000935	Integral	354007	spot	########	2013-10-2	America/N	0.85174	NZD	USD	Buy	170348	########	-828
Sean Wara Tier 1 Bank Consortiu	10000935	Integral	354008	spot	########	2013-10-2	America/N	0.85155	NZD	USD	Sell	170310	########	744
Sean Wara Tier 1 Bank Consortiu	10000935	Integral	355739	spot	########	2013-10-2	America/N	0.85151	NZD	USD	Buy	170302	########	-1000
Sean Wara Tier 1 Bank Consortiu	10000935	Integral	353762	spot	########	2013-10-2	America/N	0.85132	NZD	USD	Sell	170264	########	936
Sean Wara Tier 1 Bank Consortiu	10000935	Integral	342043	spot	########	2013-10-2	America/N	0.84706	NZD	USD	Sell	169412	########	84
Sean Wara Tier 1 Bank Consortiu	10000935	Integral	303714	spot	########	2013-10-1	America/N	0.86868	NZD	CAD	Sell	173736	########	-394.63
Sean Wara Tier 1 Bank Consortiu	10000935	Integral	324498	spot	########	2013-10-1	America/N	0.87738	NZD	CAD	Buy	175476	########	-1349.29
Sean Wara Tier 1 Bank Consortiu	10000935	Integral	324499	spot	########	2013-10-1	America/N	0.87697	NZD	CAD	Sell	175394	########	1213.04
Sean Wara Tier 1 Bank Consortiu	10000935	Integral	357646	spot	########	2013-10-2	America/N	0.84611	NZD	USD	Sell	169222	########	714
Sean Wara Tier 1 Bank Consortiu	10000935	Integral	357649	spot	########	2013-10-2	America/N	0.84628	NZD	USD	Buy	169256	########	-776
Sean Wara Tier 1 Bank Consortiu	10000935	Integral	357652	spot	########	2013-10-2	America/N	0.84608	NZD	USD	Sell	169216	########	746
Sean Wara Tier 1 Bank Consortiu	10000935	Integral	304539	spot	########	2013-10-1	America/N	0.84049	NZD	USD	Sell	168098	########	326
Sean Wara Tier 1 Bank Consortiu	10000935	Integral	358352	spot	########	2013-10-2	America/N	0.84315	NZD	USD	Sell	168630	########	916
Sean Wara Tier 1 Bank Consortiu	10000935	Integral	358353	spot	########	2013-10-2	America/N	0.84341	NZD	USD	Buy	168682	########	-1002
Sean Wara Tier 1 Bank Consortiu	10000935	Integral	358293	spot	########	2013-10-2	America/N	1.671745	GBP	CAD	Sell	334349	########	758.38
Sean Wara Tier 1 Bank Consortiu	10000935	Integral	358295	spot	########	2013-10-2	America/N	1.6719	GBP	CAD	Buy	334380	########	-831.13
Sean Wara Tier 1 Bank Consortiu	10000935	Integral	358297	spot	########	2013-10-2	America/N	1.671655	GBP	CAD	Sell	334331	########	727.38
Sean Wara Tier 1 Bank Consortiu	10000935	Integral	358270	spot	########	2013-10-2	America/N	0.86887	CAD	CHF	Sell	173774	########	700.3
Sean Wara Tier 1 Bank Consortiu	10000935	Integral	358284	spot	########	2013-10-2	America/N	1.4185	EUR	CAD	Buy	283700	########	540.38
Sean Wara Tier 1 Bank Consortiu	10000935	Integral	365031	spot	########	2013-10-2	America/N	0.86549	CAD	CHF	Sell	173098	########	1607.51
Sean Wara Tier 1 Bank Consortiu	10000935	Integral	365147	spot	########	2013-10-2	America/N	1.42144	EUR	CAD	Buy	284288	########	1963.79
Sean Wara Tier 1 Bank Consortiu	10000935	Integral	358210	spot	########	2013-10-2	America/N	97.378	USD	JPY	Buy	19475600	########	233.87
Sean Wara Tier 1 Bank Consortiu	10000935	Integral	358212	spot	########	2013-10-2	America/N	97.359	USD	JPY	Sell	19471800	########	-297.42
Sean Wara Tier 1 Bank Consortiu	10000935	Integral	358213	spot	########	2013-10-2	America/N	97.372	USD	JPY	Buy	19474400	########	244.13
Sean Wara Tier 1 Bank Consortiu	10000935	Integral	358277	spot	########	2013-10-2	America/N	1.4183	EUR	CAD	Sell	283660	########	-3401.59
Sean Wara Tier 1 Bank Consortiu	10000935	Integral	358289	spot	########	2013-10-2	America/N	1.41834	EUR	CAD	Sell	283668	########	-3536.11
Sean Wara Tier 1 Bank Consortiu	10000935	Integral	365148	spot	########	2013-10-2	America/N	1.42124	EUR	CAD	Sell	284248	########	-3117.16
Sean Wara Tier 1 Bank Consortiu	10000935	Integral	370702	spot	########	2013-10-2	America/N	1.43064	EUR	CAD	Buy	286128	########	994.41
Sean Wara Tier 1 Bank Consortiu	10000935	Integral	367255	spot	########	2013-10-2	America/N	1.43182	EUR	CAD	Buy	286364	########	726.96
Sean Wara Tier 1 Bank Consortiu	10000935	Integral	358271	spot	########	2013-10-2	America/N	0.86925	CAD	CHF	Buy	173850	########	-2823.83
Sean Wara Tier 1 Bank Consortiu	10000935	Integral	358260	spot	########	2013-10-2	America/N	0.86924	CAD	CHF	Buy	173848	########	-2913.84
Sean Wara Tier 1 Bank Consortiu	10000935	Integral	365035	spot	########	2013-10-2	America/N	0.86573	CAD	CHF	Buy	173146	########	-2282.27
Sean Wara Tier 1 Bank Consortiu	10000935	Integral	370703	spot	########	2013-10-2	America/N	1.43041	EUR	CAD	Sell	286082	########	-1402.34
Sean Wara Tier 1 Bank Consortiu	10000935	Integral	367256	spot	########	2013-10-2	America/N	1.4316	EUR	CAD	Sell	286320	########	-1217.85

Sean Wara Tier 1 Bank Consortiu	10000935	Integral	367181	spot	########	2013-10-2	America/N	0.85806	CAD	CHF	Sell	171612	########	488.56
Sean Wara Tier 1 Bank Consortiu	10000935	Integral	367180	spot	########	2013-10-2	America/N	0.85829	CAD	CHF	Buy	171658	########	-571.52
Sean Wara Tier 1 Bank Consortiu	10000935	Integral	370699	spot	########	2013-10-2	America/N	1.4306	EUR	CAD	Buy	143060	########	741.48
Sean Wara Tier 1 Bank Consortiu	10000935	Integral	370700	spot	########	2013-10-2	America/N	1.43037	EUR	CAD	Sell	143037	########	-775.92
Sean Wara Tier 1 Bank Consortiu	10000935	Integral	370705	spot	########	2013-10-2	America/N	0.85947	CAD	CHF	Sell	171894	########	746.16
Sean Wara Tier 1 Bank Consortiu	10000935	Integral	370704	spot	########	2013-10-2	America/N	0.8598	CAD	CHF	Buy	171960	########	-871.76
Sean Wara Tier 1 Bank Consortiu	10000935	Integral	376416	spot	########	2013-10-2	America/N	1.43585	EUR	CAD	Buy	287170	########	500.76
Sean Wara Tier 1 Bank Consortiu	10000935	Integral	376420	spot	########	2013-10-2	America/N	1.4355	EUR	CAD	Sell	287100	########	-606.21
Sean Wara Tier 1 Bank Consortiu	10000935	Integral	370462	spot	########	2013-10-2	America/N	1.43593	EUR	CAD	Buy	287186	########	470.07
Sean Wara Tier 1 Bank Consortiu	10000935	Integral	376403	spot	########	2013-10-2	America/N	1.43571	EUR	CAD	Sell	287142	########	-1538.54
Sean Wara Tier 1 Bank Consortiu	10000935	Integral	379804	spot	########	2013-10-2	America/N	1.43862	EUR	CAD	Buy	287724	########	631.87
Sean Wara Tier 1 Bank Consortiu	10000935	Integral	379805	spot	########	2013-10-2	America/N	1.43842	EUR	CAD	Sell	287684	########	-702.62
Sean Wara Tier 1 Bank Consortiu	10000935	Integral	275758	spot	########	2013-10-1	America/N	0.82811	NZD	USD	Sell	82811	########	-7
Sean Wara Tier 1 Bank Consortiu	10000935	Integral	368435	spot	########	2013-10-2	America/N	0.83863	NZD	USD	Sell	83863	########	1045
Sean Wara Tier 1 Bank Consortiu	10000935	Integral	368434	spot	########	2013-10-2	America/N	0.83888	NZD	USD	Buy	83888	########	-1090
Sean Wara Tier 1 Bank Consortiu	10000935	Integral	494321	spot	########	2013-11-0	America/N	82.526	NZD	JPY	Buy	24757800	########	607.85
Sean Wara Tier 1 Bank Consortiu	10000935	Integral	493322	spot	########	2013-11-0	America/N	0.99325	AUD	CAD	Sell	99325	########	541.2
Sean Wara Tier 1 Bank Consortiu	10000935	Integral	493323	spot	########	2013-11-0	America/N	0.99348	AUD	CAD	Buy	99348	########	-587.35
Sean Wara Tier 1 Bank Consortiu	10000935	Integral	493324	spot	########	2013-11-0	America/N	0.99325	AUD	CAD	Sell	99325	########	541.18
Sean Wara Tier 1 Bank Consortiu	10000935	Integral	494322	spot	########	2013-11-0	America/N	82.507	NZD	JPY	Sell	24752100	########	349.81
Sean Wara Tier 1 Bank Consortiu	10000935	Integral	505343	spot	########	2013-11-0	America/N	82.741	NZD	JPY	Buy	8274100	########	-374.19
Sean Wara Tier 1 Bank Consortiu	10000935	Integral	505344	spot	########	2013-11-0	America/N	82.706	NZD	JPY	Sell	8270600	########	319.39
Sean Wara Tier 1 Bank Consortiu	10000935	Integral	494319	spot	########	2013-11-0	America/N	82.5	NZD	JPY	Sell	8250000	########	110.52
Sean Wara Tier 1 Bank Consortiu	10000935	Integral	465337	spot	########	2013-11-0	America/N	0.87557	CAD	CHF	Buy	262671	########	2363.15
Sean Wara Tier 1 Bank Consortiu	10000935	Integral	465338	spot	########	2013-11-0	America/N	0.87524	CAD	CHF	Sell	262572	########	-2538.92
Sean Wara Tier 1 Bank Consortiu	10000935	Integral	465340	spot	########	2013-11-0	America/N	0.8756	CAD	CHF	Buy	262680	########	2327.52
Sean Wara Tier 1 Bank Consortiu	10000935	Integral	508032	spot	########	2013-11-0	America/N	1.46563	GBP	CHF	Buy	293126	########	2665.21
Sean Wara Tier 1 Bank Consortiu	10000935	Integral	513846	spot	########	2013-11-0	America/N	1.47757	GBP	CHF	Sell	443271	########	1065.63
Sean Wara Tier 1 Bank Consortiu	10000935	Integral	514407	spot	########	2013-11-0	America/N	1.48096	GBP	CHF	Buy	444288	########	-2265.21
Sean Wara Tier 1 Bank Consortiu	10000935	Integral	514429	spot	########	2013-11-0	America/N	1.48055	GBP	CHF	Sell	444165	########	2053.19
Sean Wara Tier 1 Bank Consortiu	10000935	Integral	508021	spot	########	2013-11-0	America/N	0.87106	NZD	CAD	Sell	261318	########	312.8
Sean Wara Tier 1 Bank Consortiu	10000935	Integral	508022	spot	########	2013-11-0	America/N	0.87137	NZD	CAD	Buy	174274	########	-348.25
Sean Wara Tier 1 Bank Consortiu	10000935	Integral	508023	spot	########	2013-11-0	America/N	0.87105	NZD	CAD	Sell	174210	########	206.62
Sean Wara Tier 1 Bank Consortiu	10000935	Integral	493283	spot	########	2013-11-0	America/N	1.13609	AUD	NZD	Buy	340827	########	293.73
Sean Wara Tier 1 Bank Consortiu	10000935	Integral	493284	spot	########	2013-11-0	America/N	1.13582	AUD	NZD	Sell	340746	########	-417.24
Sean Wara Tier 1 Bank Consortiu	10000935	Integral	493285	spot	########	2013-11-0	America/N	1.13613	AUD	NZD	Buy	340839	########	296.2
Sean Wara Tier 1 Bank Consortiu	10000935	Integral	508012	spot	########	2013-11-0	America/N	1.04224	USD	CAD	Buy	104224	########	645.37
Sean Wara Tier 1 Bank Consortiu	10000935	Integral	537583	spot	########	2013-11-0	America/N	1.04899	USD	CAD	Sell	314697	########	593.17
Sean Wara Tier 1 Bank Consortiu	10000935	Integral	537626	spot	########	2013-11-0	America/N	1.04924	USD	CAD	Buy	209848	########	-464.27
Sean Wara Tier 1 Bank Consortiu	10000935	Integral	537630	spot	########	2013-11-0	America/N	1.04907	USD	CAD	Sell	209814	########	399.24
Sean Wara Tier 1 Bank Consortiu	10000935	Integral	508031	spot	########	2013-11-0	America/N	1.46539	GBP	CHF	Sell	439617	########	1592.4
Sean Wara Tier 1 Bank Consortiu	10000935	Integral	508033	spot	########	2013-11-0	America/N	1.46539	GBP	CHF	Sell	293078	########	1022.44
Sean Wara Tier 1 Bank Consortiu	10000935	Integral	513812	spot	########	2013-11-0	America/N	1.47776	GBP	CHF	Buy	295552	########	-3790.46
Sean Wara Tier 1 Bank Consortiu	10000935	Integral	513813	spot	########	2013-11-0	America/N	1.47749	GBP	CHF	Sell	295498	########	3698.59
Sean Wara Tier 1 Bank Consortiu	10000935	Integral	553433	spot	########	2013-11-1	America/N	1.04828	USD	CAD	Sell	314484	########	892.68
Sean Wara Tier 1 Bank Consortiu	10000935	Integral	553437	spot	########	2013-11-1	America/N	1.04845	USD	CAD	Buy	104845	########	-330.14
Sean Wara Tier 1 Bank Consortiu	10000935	Integral	553439	spot	########	2013-11-1	America/N	1.04828	USD	CAD	Sell	104828	########	290.84
Sean Wara Tier 1 Bank Consortiu	10000935	Integral	552321	spot	########	2013-11-1	America/N	1.13354	AUD	NZD	Sell	113354	########	445.45
Sean Wara Tier 1 Bank Consortiu	10000935	Integral	562181	spot	########	2013-11-1	America/N	108.428	CHF	JPY	Buy	10842800	########	497.73
Sean Wara Tier 1 Bank Consortiu	10000935	Integral	594887	spot	########	2013-11-1	America/N	108.961	CHF	JPY	Buy	10896100	########	634.95
Sean Wara Tier 1 Bank Consortiu	10000935	Integral	594774	spot	########	2013-11-1	America/N	1.12794	AUD	NZD	Sell	112794	########	434.99
Sean Wara Tier 1 Bank Consortiu	10000935	Integral	508010	spot	########	2013-11-0	America/N	1.04207	USD	CAD	Sell	312621	########	40.31
Sean Wara Tier 1 Bank Consortiu	10000935	Integral	508014	spot	########	2013-11-0	America/N	1.04207	USD	CAD	Sell	104207	########	15.36

Sean Wara Tier 1 Bank Consortiu	10000935	Integral	591504	spot	########	2013-11-1	America/N	1.04551	USD	CAD	Buy	104551	########	-356.11
Sean Wara Tier 1 Bank Consortiu	10000935	Integral	591505	spot	########	2013-11-1	America/N	1.04537	USD	CAD	Sell	104537	########	319.57
Sean Wara Tier 1 Bank Consortiu	10000935	Integral	625190	spot	########	2013-11-1	America/N	1.12265	AUD	NZD	Buy	224530	########	754.26
Sean Wara Tier 1 Bank Consortiu	10000935	Integral	594775	spot	########	2013-11-1	America/N	1.12822	AUD	NZD	Buy	112822	########	101.63
Sean Wara Tier 1 Bank Consortiu	10000935	Integral	652499	spot	########	2013-11-2	America/N	109.914	CHF	JPY	Sell	32974200	########	522.17
Sean Wara Tier 1 Bank Consortiu	10000935	Integral	621449	spot	########	2013-11-1	America/N	109.597	CHF	JPY	Sell	32879100	########	1003.07
Sean Wara Tier 1 Bank Consortiu	10000935	Integral	625188	spot	########	2013-11-1	America/N	1.12255	AUD	NZD	Sell	112255	########	-600.93
Sean Wara Tier 1 Bank Consortiu	10000935	Integral	625189	spot	########	2013-11-1	America/N	1.12273	AUD	NZD	Buy	112273	########	566.8
Sean Wara Tier 1 Bank Consortiu	10000935	Integral	632220	spot	########	2013-11-1	America/N	109.727	CHF	JPY	Buy	10972700	########	572.94
Sean Wara Tier 1 Bank Consortiu	10000935	Integral	621458	spot	########	2013-11-1	America/N	109.602	CHF	JPY	Buy	10960200	########	1072.62
Sean Wara Tier 1 Bank Consortiu	10000935	Integral	669676	spot	########	2013-11-2	America/N	1.12948	AUD	NZD	Sell	112948	########	863.57
Sean Wara Tier 1 Bank Consortiu	10000935	Integral	697634	spot	########	2013-11-2	America/N	1.11918	AUD	NZD	Buy	335754	########	1506.23
Sean Wara Tier 1 Bank Consortiu	10000935	Integral	694941	spot	########	2013-11-2	America/N	1.12234	AUD	NZD	Buy	336702	########	735
Sean Wara Tier 1 Bank Consortiu	10000935	Integral	705846	spot	########	2013-11-2	America/N	111.602	CHF	JPY	Sell	55801000	########	113.52
Sean Wara Tier 1 Bank Consortiu	10000935	Integral	705948	spot	########	2013-11-2	America/N	111.577	CHF	JPY	Sell	55788500	########	-399.78
Sean Wara Tier 1 Bank Consortiu	10000935	Integral	695002	spot	########	2013-11-2	America/N	110.72	CHF	JPY	Buy	11072000	########	1001.81
Sean Wara Tier 1 Bank Consortiu	10000935	Integral	707270	spot	########	2013-11-2	America/N	111.681	CHF	JPY	Buy	22336200	########	-108.17
Sean Wara Tier 1 Bank Consortiu	10000935	Integral	707271	spot	########	2013-11-2	America/N	111.568	CHF	JPY	Sell	22313600	########	165.42
Sean Wara Tier 1 Bank Consortiu	10000935	Integral	705377	spot	########	2013-11-2	America/N	111.672	CHF	JPY	Buy	33501600	########	-343.03
Sean Wara Tier 1 Bank Consortiu	10000935	Integral	562172	spot	########	2013-11-1	America/N	108.39	CHF	JPY	Sell	32517000	########	-11739.9
Sean Wara Tier 1 Bank Consortiu	10000935	Integral	594924	spot	########	2013-11-1	America/N	108.942	CHF	JPY	Sell	32682600	########	-10168.1
Sean Wara Tier 1 Bank Consortiu	10000935	Integral	685442	spot	########	2013-11-2	America/N	110.279	CHF	JPY	Sell	33083700	########	-6324.6
Sean Wara Tier 1 Bank Consortiu	10000935	Integral	689305	spot	########	2013-11-2	America/N	110.348	CHF	JPY	Sell	33104400	########	-6231.21
Sean Wara Tier 1 Bank Consortiu	10000935	Integral	694949	spot	########	2013-11-2	America/N	110.716	CHF	JPY	Sell	33214800	########	-5264.66
Sean Wara Tier 1 Bank Consortiu	10000935	Integral	717220	spot	########	2013-11-2	America/N	111.74	CHF	JPY	Sell	55870000	########	-4123.67
Sean Wara Tier 1 Bank Consortiu	10000935	Integral	752040	spot	########	2013-11-2	America/N	112.436	CHF	JPY	Buy	11243600	########	-30.34
Sean Wara Tier 1 Bank Consortiu	10000935	Integral	717228	spot	########	2013-11-2	America/N	111.757	CHF	JPY	Buy	11175700	########	633.2
Sean Wara Tier 1 Bank Consortiu	10000935	Integral	752265	spot	########	2013-11-2	America/N	112.446	CHF	JPY	Buy	56223000	########	738.67
Sean Wara Tier 1 Bank Consortiu	10000935	Integral	562182	spot	########	2013-11-1	America/N	108.406	CHF	JPY	Sell	10840600	########	-4042.74
Sean Wara Tier 1 Bank Consortiu	10000935	Integral	594889	spot	########	2013-11-1	America/N	108.947	CHF	JPY	Sell	10894700	########	-3512.42
Sean Wara Tier 1 Bank Consortiu	10000935	Integral	621460	spot	########	2013-11-1	America/N	109.584	CHF	JPY	Sell	10958400	########	-3266.51
Sean Wara Tier 1 Bank Consortiu	10000935	Integral	632221	spot	########	2013-11-1	America/N	109.705	CHF	JPY	Sell	10970500	########	-3174.91
Sean Wara Tier 1 Bank Consortiu	10000935	Integral	552320	spot	########	2013-11-1	America/N	1.13393	AUD	NZD	Buy	226786	########	-2879.96
Sean Wara Tier 1 Bank Consortiu	10000935	Integral	752267	spot	########	2013-11-2	America/N	112.427	CHF	JPY	Sell	56213500	########	-2268.93
Sean Wara Tier 1 Bank Consortiu	10000935	Integral	695003	spot	########	2013-11-2	America/N	110.694	CHF	JPY	Sell	11069400	########	-2151.57
Sean Wara Tier 1 Bank Consortiu	10000935	Integral	765931	spot	########	2013-11-2	America/N	1.7973	GBP	AUD	Buy	898650	########	-1872.23
Sean Wara Tier 1 Bank Consortiu	10000935	Integral	752249	spot	########	2013-11-2	America/N	1.11676	AUD	NZD	Sell	558380	########	-1562.05
Sean Wara Tier 1 Bank Consortiu	10000935	Integral	552322	spot	########	2013-11-1	America/N	1.13388	AUD	NZD	Buy	113388	########	-1149.13
Sean Wara Tier 1 Bank Consortiu	10000935	Integral	764878	spot	########	2013-11-2	America/N	0.90889	AUD	USD	Sell	454445	########	-1235
Sean Wara Tier 1 Bank Consortiu	10000935	Integral	669677	spot	########	2013-11-2	America/N	1.12969	AUD	NZD	Buy	112969	########	-808.38
Sean Wara Tier 1 Bank Consortiu	10000935	Integral	717230	spot	########	2013-11-2	America/N	111.726	CHF	JPY	Sell	11172600	########	-1141.31
Sean Wara Tier 1 Bank Consortiu	10000935	Integral	765856	spot	########	2013-11-2	America/N	92.944	AUD	JPY	Sell	46472000	########	-1144.25
Sean Wara Tier 1 Bank Consortiu	10000935	Integral	765963	spot	########	2013-11-2	America/N	0.73538	NZD	CHF	Sell	367690	########	-932.85
Sean Wara Tier 1 Bank Consortiu	10000935	Integral	764859	spot	########	2013-11-2	America/N	0.81222	NZD	USD	Sell	406110	########	-675
Sean Wara Tier 1 Bank Consortiu	10000935	Integral	765153	spot	########	2013-11-2	America/N	0.83169	EUR	GBP	Sell	415845	########	-653.73
Sean Wara Tier 1 Bank Consortiu	10000935	Integral	765035	spot	########	2013-11-2	America/N	0.86017	NZD	CAD	Sell	430085	########	-613.97
Sean Wara Tier 1 Bank Consortiu	10000935	Integral	765976	spot	########	2013-11-2	America/N	1.4961	EUR	AUD	Buy	299220	########	-632.27
Sean Wara Tier 1 Bank Consortiu	10000935	Integral	752072	spot	########	2013-11-2	America/N	112.39	CHF	JPY	Sell	11239000	########	-492.9
Sean Wara Tier 1 Bank Consortiu	10000935	Integral	765882	spot	########	2013-11-2	America/N	96.518	CAD	JPY	Sell	48259000	########	-371.64
Sean Wara Tier 1 Bank Consortiu	10000935	Integral	764825	spot	########	2013-11-2	America/N	102.298	USD	JPY	Buy	51149000	########	-322.8
Sean Wara Tier 1 Bank Consortiu	10000935	Integral	765250	spot	########	2013-11-2	America/N	1.05911	USD	CAD	Buy	529555	########	-321.23
Sean Wara Tier 1 Bank Consortiu	10000935	Integral	765051	spot	########	2013-11-2	America/N	0.90615	USD	CHF	Buy	453075	########	-259.47
Sean Wara Tier 1 Bank Consortiu	10000935	Integral	765204	spot	########	2013-11-2	America/N	139.042	EUR	JPY	Sell	69521000	########	-259.17

Sean Wara Tier 1 Bank Consortiu	10000935	Integral	765309	spot	########	2013-11-2	America/N	167.157	GBP	JPY	Buy	50147100	########	-243.57
Sean Wara Tier 1 Bank Consortiu	10000935	Integral	707499	spot	########	2013-11-2	America/N	1.11992	AUD	NZD	Buy	559960	########	-73.2
Sean Wara Tier 1 Bank Consortiu	10000935	Integral	765817	spot	########	2013-11-2	America/N	1.11945	AUD	NZD	Sell	111945	########	-84.62
Sean Wara Tier 1 Bank Consortiu	10000935	Integral	765820	spot	########	2013-11-2	America/N	1.11938	AUD	NZD	Sell	111938	########	-90.31
Sean Wara Tier 1 Bank Consortiu	10000935	Integral	764544	spot	########	2013-11-2	America/N	112.873	CHF	JPY	Buy	56436500	########	-9.78
Sean Wara Tier 1 Bank Consortiu	10000935	Integral	765826	spot	########	2013-11-2	America/N	112.857	CHF	JPY	Buy	11285700	########	13.69
Sean Wara Tier 1 Bank Consortiu	10000935	Integral	765828	spot	########	2013-11-2	America/N	112.857	CHF	JPY	Buy	11285700	########	13.69
Sean Wara Tier 1 Bank Consortiu	10000935	Integral	765052	spot	########	2013-11-2	America/N	0.90603	USD	CHF	Sell	453015	########	88.31
Sean Wara Tier 1 Bank Consortiu	10000935	Integral	765310	spot	########	2013-11-2	America/N	167.14	GBP	JPY	Sell	50142000	########	114.42
Sean Wara Tier 1 Bank Consortiu	10000935	Integral	764826	spot	########	2013-11-2	America/N	102.284	USD	JPY	Sell	51142000	########	156.48
Sean Wara Tier 1 Bank Consortiu	10000935	Integral	765252	spot	########	2013-11-2	America/N	1.05892	USD	CAD	Sell	529460	########	160.59
Sean Wara Tier 1 Bank Consortiu	10000935	Integral	765880	spot	########	2013-11-2	America/N	96.536	CAD	JPY	Buy	48268000	########	151.61
Sean Wara Tier 1 Bank Consortiu	10000935	Integral	765034	spot	########	2013-11-2	America/N	0.86051	NZD	CAD	Buy	430255	########	170.06
Sean Wara Tier 1 Bank Consortiu	10000935	Integral	765189	spot	########	2013-11-2	America/N	139.035	EUR	JPY	Buy	69517500	########	171.18
Sean Wara Tier 1 Bank Consortiu	10000935	Integral	764863	spot	########	2013-11-2	America/N	0.81239	NZD	USD	Buy	406195	########	445
Sean Wara Tier 1 Bank Consortiu	10000935	Integral	765155	spot	########	2013-11-2	America/N	0.83184	EUR	GBP	Buy	415920	########	400.36
Sean Wara Tier 1 Bank Consortiu	10000935	Integral	752071	spot	########	2013-11-2	America/N	112.406	CHF	JPY	Buy	11240600	########	450.93
Sean Wara Tier 1 Bank Consortiu	10000935	Integral	765964	spot	########	2013-11-2	America/N	0.73562	NZD	CHF	Buy	367810	########	502.38
Sean Wara Tier 1 Bank Consortiu	10000935	Integral	765975	spot	########	2013-11-2	America/N	1.49591	EUR	AUD	Sell	299182	########	510.34
Sean Wara Tier 1 Bank Consortiu	10000935	Integral	752251	spot	########	2013-11-2	America/N	1.11705	AUD	NZD	Buy	558525	########	1081.62
Sean Wara Tier 1 Bank Consortiu	10000935	Integral	764880	spot	########	2013-11-2	America/N	0.90909	AUD	USD	Buy	454545	########	985
Sean Wara Tier 1 Bank Consortiu	10000935	Integral	765859	spot	########	2013-11-2	America/N	92.96	AUD	JPY	Buy	46480000	########	904.79
Sean Wara Tier 1 Bank Consortiu	10000935	Integral	765932	spot	########	2013-11-2	America/N	1.79708	GBP	AUD	Sell	898540	########	1508.25
Sean Wara Tier 1 Bank Consortiu	10000935	Integral	834996	spot	########	2013-11-2	America/N	167.259	GBP	JPY	Sell	50177700	########	1164.21
Sean Wara Tier 1 Bank Consortiu	10000935	Integral	850235	spot	########	2013-11-2	America/N	1.81426	GBP	AUD	Buy	907130	########	405.24
Sean Wara Tier 1 Bank Consortiu	10000935	Integral	834674	spot	########	2013-11-2	America/N	0.90195	USD	CHF	Sell	270585	########	1017.91
Sean Wara Tier 1 Bank Consortiu	10000935	Integral	836592	spot	########	2013-12-0	America/N	139.113	EUR	JPY	Buy	41733900	########	1147.86
Sean Wara Tier 1 Bank Consortiu	10000935	Integral	850068	spot	########	2013-12-0	America/N	1.81211	GBP	AUD	Sell	906055	########	2254.41
Sean Wara Tier 1 Bank Consortiu	10000935	Integral	845862	spot	########	2013-12-0	America/N	166.841	GBP	JPY	Sell	50052300	########	2039.73
Sean Wara Tier 1 Bank Consortiu	10000935	Integral	854532	spot	########	2013-12-0	America/N	1.80685	GBP	AUD	Sell	903425	########	2189.35
Sean Wara Tier 1 Bank Consortiu	10000935	Integral	835082	spot	########	2013-12-0	America/N	167.384	GBP	JPY	Sell	16738400	########	1198.26
Sean Wara Tier 1 Bank Consortiu	10000935	Integral	846046	spot	########	2013-12-0	America/N	0.8192	NZD	USD	Sell	245760	########	-759
Sean Wara Tier 1 Bank Consortiu	10000935	Integral	846048	spot	########	2013-12-0	America/N	0.81939	NZD	USD	Buy	245817	########	615
Sean Wara Tier 1 Bank Consortiu	10000935	Integral	856276	spot	########	2013-12-0	America/N	0.8429	CAD	CHF	Sell	421450	########	641.6
Sean Wara Tier 1 Bank Consortiu	10000935	Integral	834771	spot	########	2013-12-0	America/N	0.90241	AUD	USD	Sell	180482	########	-812
Sean Wara Tier 1 Bank Consortiu	10000935	Integral	834773	spot	########	2013-12-0	America/N	0.90258	AUD	USD	Buy	180516	########	742
Sean Wara Tier 1 Bank Consortiu	10000935	Integral	853870	spot	########	2013-12-0	America/N	0.89876	USD	CHF	Sell	269628	########	712.67
Sean Wara Tier 1 Bank Consortiu	10000935	Integral	835072	spot	########	2013-12-0	America/N	138.885	EUR	JPY	Buy	13888500	########	273.97
Sean Wara Tier 1 Bank Consortiu	10000935	Integral	835074	spot	########	2013-12-0	America/N	138.871	EUR	JPY	Sell	13887100	########	-303.39
Sean Wara Tier 1 Bank Consortiu	10000935	Integral	848510	spot	########	2013-12-0	America/N	1.10264	AUD	NZD	Sell	330792	########	-511.24
Sean Wara Tier 1 Bank Consortiu	10000935	Integral	848512	spot	########	2013-12-0	America/N	1.10281	AUD	NZD	Buy	330843	########	380.89
Sean Wara Tier 1 Bank Consortiu	10000935	Integral	860522	spot	########	2013-12-0	America/N	8.41192	EUR	NOK	Sell	841192	########	-115
Sean Wara Tier 1 Bank Consortiu	10000935	Integral	860521	spot	########	2013-12-0	America/N	8.41755	EUR	NOK	Buy	841755	########	-90.91
Sean Wara Tier 1 Bank Consortiu	10000935	Integral	866498	spot	########	2013-12-0	America/N	114.618	CHF	JPY	Buy	57309000	########	145.81
Sean Wara Tier 1 Bank Consortiu	10000935	Integral	866972	spot	########	2013-12-0	America/N	114.583	CHF	JPY	Buy	91666400	########	77.81
Sean Wara Tier 1 Bank Consortiu	10000935	Integral	866559	spot	########	2013-12-0	America/N	114.613	CHF	JPY	Sell	57306500	########	77.84
Sean Wara Tier 1 Bank Consortiu	10000935	Integral	860647	spot	########	2013-12-0	America/N	113.861	CHF	JPY	Buy	11386100	########	697.9
Sean Wara Tier 1 Bank Consortiu	10000935	Integral	834745	spot	########	2013-12-0	America/N	102.008	USD	JPY	Buy	30602400	########	2015.62
Sean Wara Tier 1 Bank Consortiu	10000935	Integral	854219	spot	########	2013-12-0	America/N	139.519	EUR	JPY	Buy	41855700	########	2152.16
Sean Wara Tier 1 Bank Consortiu	10000935	Integral	866710	spot	########	2013-12-0	America/N	114.644	CHF	JPY	Buy	57322000	########	253.29
Sean Wara Tier 1 Bank Consortiu	10000935	Integral	869254	spot	########	2013-12-0	America/N	114.811	CHF	JPY	Buy	91848800	########	272.23
Sean Wara Tier 1 Bank Consortiu	10000935	Integral	869256	spot	########	2013-12-0	America/N	114.805	CHF	JPY	Buy	57402500	########	204.15
Sean Wara Tier 1 Bank Consortiu	10000935	Integral	867952	spot	########	2013-12-0	America/N	140.272	EUR	JPY	Buy	42081600	########	998.09

Sean Wara Tier 1 Bank Consortiu	10000935	Integral	871214	spot	########	2013-12-0	America/N	115.031	CHF	JPY	Buy	92024800	########	342.58
Sean Wara Tier 1 Bank Consortiu	10000935	Integral	871232	spot	2013.12.0	2013.12.0	America/N	115.099	CHF	JPY	Buy	92079200	2013.12.0	132.24
Sean Wara Tier 1 Bank Consortiu	10000935	Integral	871517	spot	2013.12.0	2013.12.0	America/N	115.131	CHF	JPY	Buy	92104800	2013.12.0	1174.16
Sean Wara Tier 1 Bank Consortiu	10000935	Integral	871778	spot	2013.12.0	2013.12.0	America/N	115.072	CHF	JPY	Buy	92057600	2013.12.0	1570.75
Sean Wara Tier 1 Bank Consortiu	10000935	Integral	871779	spot	2013.12.0	2013.12.0	America/N	115.088	CHF	JPY	Buy	57543000	2013.12.0	1345.24
Sean Wara Tier 1 Bank Consortiu	10000935	Integral	871781	spot	2013.12.0	2013.12.0	America/N	115.086	CHF	JPY	Buy	57543000	2013.12.0	894.24
Sean Wara Tier 1 Bank Consortiu	10000935	Integral	836609	spot	2013.12.0	2013.12.0	America/N	167.694	GBP	JPY	Buy	92070400	2013.12.0	1375.91
Sean Wara Tier 1 Bank Consortiu	10000935	Integral	835081	spot	2013.12.0	2013.12.0	America/N	167.404	GBP	JPY	Buy	16740400	2013.12.0	758.79
Sean Wara Tier 1 Bank Consortiu	10000935	Integral	869638	spot	2013.12.0	2013.12.0	America/N	140.602	EUR	JPY	Buy	42180600	2013.12.0	935.75
Sean Wara Tier 1 Bank Consortiu	10000935	Integral	855124	spot	2013.12.0	2013.12.0	America/N	1.8016	GBP	AUD	Sell	900800	2013.12.0	2064.29
Sean Wara Tier 1 Bank Consortiu	10000935	Integral	867161	spot	2013.12.0	2013.12.0	America/N	102.715	USD	JPY	Buy	30814500	2013.12.0	609.19
Sean Wara Tier 1 Bank Consortiu	10000935	Integral	858299	spot	2013.12.0	2013.12.0	America/N	0.89644	USD	CHF	Sell	268932	2013.12.0	1138.79
Sean Wara Tier 1 Bank Consortiu	10000935	Integral	857015	spot	2013.12.0	2013.12.0	America/N	0.84152	CAD	CHF	Sell	268932	2013.12.0	1808.25
Sean Wara Tier 1 Bank Consortiu	10000935	Integral	872445	spot	2013.12.0	2013.12.0	America/N	8.43342	EUR	NOK	Buy	420760	2013.12.0	-1118.62
Sean Wara Tier 1 Bank Consortiu	10000935	Integral	872411	spot	2013.12.0	2013.12.0	America/N	10.34315	USD	ZAR	Buy	5171575	2013.12.0	11.6
Sean Wara Tier 1 Bank Consortiu	10000935	Integral	872375	spot	2013.12.0	2013.12.0	America/N	0.89289	USD	CHF	Sell	267867	2013.12.0	26.88
Sean Wara Tier 1 Bank Consortiu	10000935	Integral	872315	spot	2013.12.0	2013.12.0	America/N	115.296	CHF	JPY	Buy	92236800	2013.12.0	931.65
Sean Wara Tier 1 Bank Consortiu	10000935	Integral	872323	spot	2013.12.0	2013.12.0	America/N	115.28	CHF	JPY	Buy	92224000	2013.12.0	1017.04
Sean Wara Tier 1 Bank Consortiu	10000935	Integral	872325	spot	2013.12.0	2013.12.0	America/N	115.293	CHF	JPY	Buy	92234400	2013.12.0	939.4
Sean Wara Tier 1 Bank Consortiu	10000935	Integral	872329	spot	2013.12.0	2013.12.0	America/N	115.28	CHF	JPY	Buy	57640000	2013.12.0	621.08
Sean Wara Tier 1 Bank Consortiu	10000935	Integral	871782	spot	2013.12.0	2013.12.0	America/N	115.085	CHF	JPY	Buy	11508500	2013.12.0	317.34
Sean Wara Tier 1 Bank Consortiu	10000935	Integral	872344	spot	2013.12.0	2013.12.0	America/N	168.197	GBP	JPY	Buy	50459100	2013.12.0	853.15
Sean Wara Tier 1 Bank Consortiu	10000935	Integral	872349	spot	2013.12.0	2013.12.0	America/N	168.197	GBP	JPY	Buy	16819700	2013.12.0	299.89
Sean Wara Tier 1 Bank Consortiu	10000935	Integral	872482	spot	2013.12.0	2013.12.0	America/N	1.22228	EUR	CHF	Sell	977824	2013.12.0	-779.41
Sean Wara Tier 1 Bank Consortiu	10000935	Integral	872483	spot	2013.12.0	2013.12.0	America/N	1.2225	EUR	CHF	Buy	978000	2013.12.0	447.99
Sean Wara Tier 1 Bank Consortiu	10000935	Integral	872365	spot	2013.12.0	2013.12.0	America/N	102.938	USD	JPY	Buy	30881400	2013.12.0	294.06
Sean Wara Tier 1 Bank Consortiu	10000935	Integral	872355	spot	2013.12.0	2013.12.0	America/N	140.943	EUR	JPY	Buy	42282900	2013.12.0	614.33
Sean Wara Tier 1 Bank Consortiu	10000935	Integral	872386	spot	2013.12.0	2013.12.0	America/N	0.83797	CAD	CHF	Sell	418985	2013.12.0	790.32
Sean Wara Tier 1 Bank Consortiu	10000935	Integral	860430	spot	2013.12.0	2013.12.0	America/N	0.81226	AUD	CHF	Buy	81226	2013.12.0	-189.51
Sean Wara Tier 1 Bank Consortiu	10000935	Integral	860429	spot	2013.12.0	2013.12.0	America/N	0.81203	AUD	CHF	Sell	81203	2013.12.0	136.78
Sean Wara Tier 1 Bank Consortiu	10000935	Integral	877577	spot	2013.12.0	2013.12.0	America/N	103.053	USD	JPY	Buy	30915900	2013.12.0	372.16
Sean Wara Tier 1 Bank Consortiu	10000935	Integral	884533	spot	2013.12.0	2013.12.0	America/N	115.696	CHF	JPY	Buy	92556800	2013.12.0	589.08
Sean Wara Tier 1 Bank Consortiu	10000935	Integral	884523	spot	2013.12.0	2013.12.0	America/N	115.708	CHF	JPY	Buy	57854000	2013.12.0	300.35
Sean Wara Tier 1 Bank Consortiu	10000935	Integral	884520	spot	2013.12.0	2013.12.0	America/N	115.711	CHF	JPY	Buy	92568800	2013.12.0	449.55
Sean Wara Tier 1 Bank Consortiu	10000935	Integral	884510	spot	2013.12.0	2013.12.0	America/N	115.706	CHF	JPY	Buy	92564800	2013.12.0	542.54
Sean Wara Tier 1 Bank Consortiu	10000935	Integral	866941	spot	2013.12.0	2013.12.0	America/N	114.524	CHF	JPY	Sell	91619200	2013.12.0	-9879.89
Sean Wara Tier 1 Bank Consortiu	10000935	Integral	860643	spot	2013.12.0	2013.12.0	America/N	113.84	CHF	JPY	Sell	56920000	2013.12.0	-9593.3
Sean Wara Tier 1 Bank Consortiu	10000935	Integral	885181	spot	2013.12.0	2013.12.0	America/N	115.788	CHF	JPY	Buy	92630400	2013.12.0	54.25
Sean Wara Tier 1 Bank Consortiu	10000935	Integral	885185	spot	2013.12.0	2013.12.0	America/N	115.792	CHF	JPY	Buy	92633600	2013.12.0	7.75
Sean Wara Tier 1 Bank Consortiu	10000935	Integral	885186	spot	2013.12.0	2013.12.0	America/N	115.78	CHF	JPY	Buy	92624000	2013.12.0	108.5
Sean Wara Tier 1 Bank Consortiu	10000935	Integral	885188	spot	2013.12.0	2013.12.0	America/N	115.775	CHF	JPY	Buy	57887500	2013.12.0	87.19
Sean Wara Tier 1 Bank Consortiu	10000935	Integral	885622	spot	2013.12.0	2013.12.0	America/N	115.858	CHF	JPY	Buy	92686400	2013.12.0	185.9
Sean Wara Tier 1 Bank Consortiu	10000935	Integral	885623	spot	2013.12.0	2013.12.0	America/N	115.863	CHF	JPY	Buy	92690400	2013.12.0	154.91
Sean Wara Tier 1 Bank Consortiu	10000935	Integral	885624	spot	2013.12.0	2013.12.0	America/N	115.863	CHF	JPY	Buy	92690400	2013.12.0	123.93
Sean Wara Tier 1 Bank Consortiu	10000935	Integral	885627	spot	2013.12.0	2013.12.0	America/N	115.862	CHF	JPY	Buy	57931000	2013.12.0	77.46
Sean Wara Tier 1 Bank Consortiu	10000935	Integral	855117	spot	2013.12.0	2013.12.0	America/N	166.149	GBP	JPY	Buy	49844700	2013.12.0	-9890.68
Sean Wara Tier 1 Bank Consortiu	10000935	Integral	835008	spot	2013.12.0	2013.12.0	America/N	138.814	EUR	JPY	Sell	41644200	2013.12.0	-8635.91
Sean Wara Tier 1 Bank Consortiu	10000935	Integral	871031	spot	2013.12.0	2013.12.0	America/N	114.905	CHF	JPY	Sell	91924000	2013.12.0	-8342.37
Sean Wara Tier 1 Bank Consortiu	10000935	Integral	871211	spot	2013.12.0	2013.12.0	America/N	114.999	CHF	JPY	Sell	91999200	2013.12.0	-8252.45
Sean Wara Tier 1 Bank Consortiu	10000935	Integral	885217	spot	2013.12.0	2013.12.0	America/N	141.669	EUR	JPY	Buy	42500700	2013.12.0	752.21
Sean Wara Tier 1 Bank Consortiu	10000935	Integral	885236	spot	2013.12.0	2013.12.0	America/N	0.89151	USD	CHF	Sell	267453	2013.12.0	431.35
Sean Wara Tier 1 Bank Consortiu	10000935	Integral	834675	spot	2013.12.0	2013.12.0	America/N	0.9021	USD	CHF	Buy	270630	2013.12.0	-3979.6
Sean Wara Tier 1 Bank Consortiu	10000935	Integral	834743	spot	2013.12.0	2013.12.0	America/N	101.982	USD	JPY	Sell	30594600	2013.12.0	-3796.14

Sean Wara	Tier 1 Bank Consortiu	10000935	Integral	851083	spot	2013.12.05	2013.12.05	America/N	1.81394	GBP	AUD	Buy	906970	2013.12.09	-4427.64
Sean Wara	Tier 1 Bank Consortiu	10000935	Integral	856279	spot	2013.12.05	2013.12.05	America/N	0.84321	CAD	CHF	Buy	421605	2013.12.09	-3796.65
Sean Wara	Tier 1 Bank Consortiu	10000935	Integral	855865	spot	2013.12.05	2013.12.05	America/N	166.145	GBP	JPY	Sell	16614500	2013.12.09	-3361.64
Sean Wara	Tier 1 Bank Consortiu	10000935	Integral	860649	spot	2013.12.06	2013.12.06	America/N	113.847	CHF	JPY	Sell	11384700	2013.12.09	-2093.26
Sean Wara	Tier 1 Bank Consortiu	10000935	Integral	872362	spot	2013.12.06	2013.12.06	America/N	1.79685	GBP	AUD	Sell	898425	2013.12.09	-3490.73
Sean Wara	Tier 1 Bank Consortiu	10000935	Integral	884710	spot	2013.12.09	2013.12.09	America/N	103.193	USD	JPY	Buy	30957900	2013.12.09	223.69
Sean Wara	Tier 1 Bank Consortiu	10000935	Integral	886161	spot	2013.12.09	2013.12.09	America/N	116.065	CHF	JPY	Buy	81245500	2013.12.09	-549.04
Sean Wara	Tier 1 Bank Consortiu	10000935	Integral	886164	spot	2013.12.09	2013.12.09	America/N	116.04	CHF	JPY	Sell	81228000	2013.12.09	216.88
Sean Wara	Tier 1 Bank Consortiu	10000935	Integral	886194	spot	2013.12.09	2013.12.09	America/N	141.921	EUR	JPY	Buy	42576300	2013.12.09	-133.63
Sean Wara	Tier 1 Bank Consortiu	10000935	Integral	888441	spot	2013.12.10	2013.12.10	America/N	0.89044	USD	CHF	Sell	89044	2013.12.10	136.07
Sean Wara	Tier 1 Bank Consortiu	10000935	Integral	886602	spot	2013.12.09	2013.12.09	America/N	103.262	USD	JPY	Buy	10326200	2013.12.10	-38.75
Sean Wara	Tier 1 Bank Consortiu	10000935	Integral	886603	spot	2013.12.09	2013.12.09	America/N	103.24	USD	JPY	Sell	10324000	2013.12.10	4.84
Sean Wara	Tier 1 Bank Consortiu	10000935	Integral	886595	spot	2013.12.09	2013.12.09	America/N	115.942	CHF	JPY	Sell	579710	2013.12.10	-7.27
Sean Wara	Tier 1 Bank Consortiu	10000935	Integral	886594	spot	2013.12.09	2013.12.09	America/N	115.961	CHF	JPY	Buy	579805	2013.12.10	5.08
Sean Wara	Tier 1 Bank Consortiu	10000935	Integral	891220	spot	2013.12.10	2013.12.10	America/N	1.64621	GBP	USD	Buy	164621	2013.12.10	-27
Sean Wara	Tier 1 Bank Consortiu	10000935	Integral	888449	spot	2013.12.10	2013.12.10	America/N	141.919	EUR	JPY	Buy	14191900	2013.12.10	122.02
Sean Wara	Tier 1 Bank Consortiu	10000935	Integral	888423	spot	2013.12.10	2013.12.10	America/N	116.043	CHF	JPY	Buy	11604300	2013.12.10	-206.26
Sean Wara	Tier 1 Bank Consortiu	10000935	Integral	886593	spot	2013.12.09	2013.12.09	America/N	115.939	CHF	JPY	Sell	11593900	2013.12.10	82.69
Sean Wara	Tier 1 Bank Consortiu	10000935	Integral	903194	spot	2013.12.10	2013.12.10	America/N	1.22097	EUR	CHF	Sell	122097	2013.12.10	-59.73
Sean Wara	Tier 1 Bank Consortiu	10000935	Integral	903196	spot	2013.12.10	2013.12.10	America/N	1.22113	EUR	CHF	Buy	122113	2013.12.10	20.29
Sean Wara	Tier 1 Bank Consortiu	10000935	Integral	903617	spot	2013.12.10	2013.12.10	America/N	168.983	GBP	JPY	Sell	16898300	2013.12.1	-269.17
Sean Wara	Tier 1 Bank Consortiu	10000935	Integral	905185	spot	2013.12.11	2013.12.11	America/N	169.178	GBP	JPY	Sell	16917800	2013.12.1	136.13
Sean Wara	Tier 1 Bank Consortiu	10000935	Integral	903444	spot	2013.12.10	2013.12.10	America/N	85.473	NZD	JPY	Buy	8547300	2013.12.1	-510.7
Sean Wara	Tier 1 Bank Consortiu	10000935	Integral	903534	spot	2013.12.1	2013.12.10	America/N	85.445	NZD	JPY	Sell	8544500	2013.12.11	353.26
Sean Wara	Tier 1 Bank Consortiu	10000935	Integral	906825	spot	2013.12.11	2013.12.11	America/N	168.906	GBP	JPY	Sell	16890600	2013.12.11	29.19
Sean Wara	Tier 1 Bank Consortiu	10000935	Integral	905441	spot	2013.12.11	2013.12.11	America/N	169.014	GBP	JPY	Sell	16901400	2013.12.11	125.53
Sean Wara	Tier 1 Bank Consortiu	10000935	Integral	903399	spot	2013.12.10	2013.12.10	America/N	169.07	GBP	JPY	Buy	16907000	2013.12.11	-200.5
Sean Wara	Tier 1 Bank Consortiu	10000935	Integral	906849	spot	2013.12.11	2013.12.11	America/N	115.811	CHF	JPY	Buy	11581100	2013.12.11	-76.91
Sean Wara	Tier 1 Bank Consortiu	10000935	Integral	906939	spot	2013.12.11	2013.12.11	America/N	102.746	USD	JPY	Sell	10274600	2013.12.11	13.63
Sean Wara	Tier 1 Bank Consortiu	10000935	Integral	906844	spot	2013.12.11	2013.12.11	America/N	115.769	CHF	JPY	Sell	11576900	2013.12.11	32.12
Sean Wara	Tier 1 Bank Consortiu	10000935	Integral	890478	spot	2013.12.10	2013.12.10	America/N	0.88908	USD	CHF	Sell	88908	2013.12.11	235.63
Sean Wara	Tier 1 Bank Consortiu	10000935	Integral	913367	spot	2013.12.11	2013.12.11	America/N	0.88752	USD	CHF	Sell	88752	2013.12.11	171.56
Sean Wara	Tier 1 Bank Consortiu	10000935	Integral	917314	spot	2013.12.11	2013.12.11	America/N	102.491	USD	JPY	Buy	10249100	2013.12.11	-110.38
Sean Wara	Tier 1 Bank Consortiu	10000935	Integral	919328	spot	2013.12.11	2013.12.11	America/N	102.557	USD	JPY	Buy	10255700	2013.12.11	-84.9
Sean Wara	Tier 1 Bank Consortiu	10000935	Integral	907428	spot	2013.12.11	2013.12.11	America/N	1.22157	EUR	CHF	Buy	122157	2013.12.11	74.45
Sean Wara	Tier 1 Bank Consortiu	10000935	Integral	907429	spot	2013.12.11	2013.12.11	America/N	1.22145	EUR	CHF	Sell	122145	2013.12.11	-116.15
Sean Wara	Tier 1 Bank Consortiu	10000935	Integral	912839	spot	2013.12.11	2013.12.11	America/N	1.22204	EUR	CHF	Buy	122204	2013.12.12	30.45
Sean Wara	Tier 1 Bank Consortiu	10000935	Integral	921609	spot	2013.12.12	2013.12.12	America/N	0.90355	AUD	USD	Sell	90355	2013.12.12	-59
Sean Wara	Tier 1 Bank Consortiu	10000935	Integral	921377	spot	2013.12.12	2013.12.12	America/N	0.90402	AUD	USD	Buy	90402	2013.12.12	313
Sean Wara	Tier 1 Bank Consortiu	10000935	Integral	922472	spot	2013.12.12	2013.12.12	America/N	102.526	USD	JPY	Buy	10252600	2013.12.12	97.44
Sean Wara	Tier 1 Bank Consortiu	10000935	Integral	923082	spot	2013.12.12	2013.12.12	America/N	0.90264	AUD	USD	Sell	90264	2013.12.12	-108
Sean Wara	Tier 1 Bank Consortiu	10000935	Integral	923086	spot	2013.12.12	2013.12.12	America/N	0.90294	AUD	USD	Buy	90264	2013.12.12	59
Sean Wara	Tier 1 Bank Consortiu	10000935	Integral	922835	spot	2013.12.12	2013.12.12	America/N	0.88723	USD	CHF	Buy	88723	2013.12.12	-21.42
Sean Wara	Tier 1 Bank Consortiu	10000935	Integral	923266	spot	2013.12.12	2013.12.12	America/N	102.565	USD	JPY	Buy	10256500	2013.12.12	74.04
Sean Wara	Tier 1 Bank Consortiu	10000935	Integral	923425	spot	2013.12.12	2013.12.12	America/N	0.90262	AUD	USD	Sell	90262	2013.12.12	5
Sean Wara	Tier 1 Bank Consortiu	10000935	Integral	923427	spot	2013.12.12	2013.12.12	America/N	0.90263	AUD	USD	Sell	90263	2013.12.12	6
Sean Wara	Tier 1 Bank Consortiu	10000935	Integral	914200	spot	2013.12.11	2013.12.11	America/N	0.88594	USD	CHF	Sell	88594	2013.12.12	98.3
Sean Wara	Tier 1 Bank Consortiu	10000935	Integral	906940	spot	2013.12.11	2013.12.11	America/N	102.759	USD	JPY	Buy	10275900	2013.12.12	187.47
Sean Wara	Tier 1 Bank Consortiu	10000935	Integral	931364	spot	2013.12.12	2013.12.12	America/N	102.756	USD	JPY	Buy	10275600	2013.12.12	153.53
Sean Wara	Tier 1 Bank Consortiu	10000935	Integral	933417	spot	2013.12.12	2013.12.12	America/N	0.89679	AUD	USD	Sell	89679	2013.12.12	-141
Sean Wara	Tier 1 Bank Consortiu	10000935	Integral	933428	spot	2013.12.12	2013.12.12	America/N	0.89666	AUD	USD	Sell	89666	2013.12.12	-156
Sean Wara	Tier 1 Bank Consortiu	10000935	Integral	920620	spot	2013.12.11	2013.12.11	America/N	0.90578	AUD	USD	Buy	90578	2013.12.12	-910
Sean Wara	Tier 1 Bank Consortiu	10000935	Integral	923158	spot	2013.12.12	2013.12.12	America/N	0.90367	AUD	USD	Buy	90367	2013.12.12	-747

Sean Wara	Tier 1 Bank Consortiu	10000935	Integral	917224	spot	2013.12.11	2013.12.11	America/N	102.46	USD	JPY	Sell	10246000	2013.12.12	-445.98
Sean Wara	Tier 1 Bank Consortiu	10000935	Integral	933239	spot	2013.12.12	2013.12.12	America/N	0.89847	AUD	USD	Buy	89847	2013.12.12	-303
Sean Wara	Tier 1 Bank Consortiu	10000935	Integral	933246	spot	2013.12.12	2013.12.12	America/N	0.89864	AUD	USD	Buy	89864	2013.12.12	-319
Sean Wara	Tier 1 Bank Consortiu	10000935	Integral	886707	spot	2013.12.09	2013.12.09	America/N	0.89063	USD	CHF	Buy	89063	2013.12.12	-334.59
Sean Wara	Tier 1 Bank Consortiu	10000935	Integral	907243	spot	2013.12.11	2013.12.11	America/N	102.71	USD	JPY	Sell	10271000	2013.12.12	-179.79
Sean Wara	Tier 1 Bank Consortiu	10000935	Integral	933211	spot	2013.12.12	2013.12.12	America/N	102.95	USD	JPY	Buy	10295000	2013.12.12	-66.1
Sean Wara	Tier 1 Bank Consortiu	10000935	Integral	933281	spot	2013.12.12	2013.12.12	America/N	0.88712	USD	CHF	Sell	88712	2013.12.12	-79.97
Sean Wara	Tier 1 Bank Consortiu	10000935	Integral	935108	spot	2013.12.12	2013.12.12	America/N	102.948	USD	JPY	Sell	10294800	2013.12.12	50.54
Sean Wara	Tier 1 Bank Consortiu	10000935	Integral	933214	spot	2013.12.12	2013.12.12	America/N	102.95	USD	JPY	Buy	10295000	2013.12.12	-66.1
Sean Wara	Tier 1 Bank Consortiu	10000935	Integral	935429	spot	2013.12.12	2013.12.12	America/N	0.8941	AUD	USD	Buy	89410	2013.12.12	-148
Sean Wara	Tier 1 Bank Consortiu	10000935	Integral	935411	spot	2013.12.12	2013.12.12	America/N	0.89434	AUD	USD	Buy	4471.7	2013.12.12	-6
Sean Wara	Tier 1 Bank Consortiu	10000935	Integral	1055578	spot	2013.12.20	2013.12.20	America/N	1.08692	AUD	NZD	Sell	178820	2013.12.20	149.47
Sean Wara	Tier 1 Bank Consortiu	10000935	Integral	1054390	spot	2013.12.20	2013.12.20	America/N	1.46505	EUR	CAD	Sell	293010	2013.12.23	1867.69
Sean Wara	Tier 1 Bank Consortiu	10000935	Integral	1055575	spot	2013.12.20	2013.12.20	America/N	1.0872	AUD	NZD	Buy	217440	2013.12.23	429.32
Sean Wara	Tier 1 Bank Consortiu	10000935	Integral	1085961	spot	2013.12.26	2013.12.26	America/N	0.88877	AUD	USD	Sell	177754	2013.12.26	156
Sean Wara	Tier 1 Bank Consortiu	10000935	Integral	1107838	spot	2013.12.27	2013.12.27	America/N	173.166	GBP	JPY	Sell	51949800	2013.12.27	99.87
Sean Wara	Tier 1 Bank Consortiu	10000935	Integral	1107435	spot	2013.12.27	2013.12.27	America/N	0.88724	AUD	USD	Sell	177448	2013.12.27	78
Sean Wara	Tier 1 Bank Consortiu	10000935	Integral	1108048	spot	2013.12.27	2013.12.27	America/N	173.186	GBP	JPY	Buy	51955800	2013.12.30	399.27
Sean Wara	Tier 1 Bank Consortiu	10000935	Integral	1103672	spot	2013.12.27	2013.12.27	America/N	105.01	USD	JPY	Buy	31503000	2013.12.30	504.82
Sean Wara	Tier 1 Bank Consortiu	10000935	Integral	1103408	spot	2013.12.27	2013.12.27	America/N	173.413	GBP	JPY	Buy	52023900	2013.12.30	828.69
Sean Wara	Tier 1 Bank Consortiu	10000935	Integral	1108836	spot	2013.12.30	2013.12.30	America/N	105.219	USD	JPY	Buy	31565700	2013.12.30	506.66
Sean Wara	Tier 1 Bank Consortiu	10000935	Integral	1109627	spot	2013.12.30	2013.12.30	America/N	0.88495	AUD	USD	Sell	176990	2013.12.30	-1446
Sean Wara	Tier 1 Bank Consortiu	10000935	Integral	1057949	spot	2013.12.20	2013.12.20	America/N	0.89167	AUD	USD	Buy	178334	2013.12.30	76
Sean Wara	Tier 1 Bank Consortiu	10000935	Integral	1103705	spot	2013.12.27	2013.12.27	America/N	0.79002	AUD	CHF	Buy	237006	2013.12.30	209.79
Sean Wara	Tier 1 Bank Consortiu	10000935	Integral	1109089	spot	2013.12.30	2013.12.30	America/N	0.78798	AUD	CHF	Sell	236394	2013.12.31	-871.61
Sean Wara	Tier 1 Bank Consortiu	10000935	Integral	1109588	spot	2013.12.30	2013.12.30	America/N	173.737	GBP	JPY	Buy	52121100	2013.12.31	168.43
Sean Wara	Tier 1 Bank Consortiu	10000935	Integral	1123064	spot	2013.12.30	2013.12.30	America/N	0.79095	AUD	CHF	Buy	237285	2013.12.31	1653.54
Sean Wara	Tier 1 Bank Consortiu	10000935	Integral	1124831	spot	2013.12.31	2013.12.31	America/N	0.888	USD	CHF	Buy	266400	2013.12.31	946.33
Sean Wara	Tier 1 Bank Consortiu	10000935	Integral	1129751	spot	2013.12.31	2013.12.31	America/N	173.665	GBP	JPY	Buy	52099500	2013.12.31	-254.25
Sean Wara	Tier 1 Bank Consortiu	10000935	Integral	1129752	spot	2013.12.31	2013.12.31	America/N	173.651	GBP	JPY	Sell	52095300	2013.12.31	308.64
Sean Wara	Tier 1 Bank Consortiu	10000935	Integral	1129708	spot	2013.12.31	2013.12.31	America/N	105.003	USD	JPY	Sell	31500900	2013.12.31	556.09
Sean Wara	Tier 1 Bank Consortiu	10000935	Integral	1133933	spot	2013.12.31	2013.12.31	America/N	174.414	GBP	JPY	Buy	52324200	2014.01.02	1116.2
Sean Wara	Tier 1 Bank Consortiu	10000935	Integral	1129782	spot	2013.12.31	2013.12.31	America/N	0.89092	USD	CHF	Buy	267276	2014.01.02	84.16
Sean Wara	Tier 1 Bank Consortiu	10000935	Integral	1133934	spot	2013.12.31	2013.12.31	America/N	174.387	GBP	JPY	Sell	52316100	2014.01.02	2840.35
Sean Wara	Tier 1 Bank Consortiu	10000935	Integral	1059764	spot	2013.12.23	2013.12.23	America/N	0.8	AUD	CHF	Buy	240000	2014.01.02	1292.06
Sean Wara	Tier 1 Bank Consortiu	10000935	Integral	1136674	spot	2014.01.02	2014.01.02	America/N	0.89137	USD	CHF	Sell	178274	2014.01.02	-2170.56
Sean Wara	Tier 1 Bank Consortiu	10000935	Integral	1136673	spot	2014.01.02	2014.01.02	America/N	0.89155	USD	CHF	Buy	178310	2014.01.02	2088.88
Sean Wara	Tier 1 Bank Consortiu	10000935	Integral	1136653	spot	2014.01.02	2014.01.02	America/N	0.79351	AUD	CHF	Sell	238053	2014.01.02	-3536.27
Sean Wara	Tier 1 Bank Consortiu	10000935	Integral	1088200	spot	2013.12.26	2013.12.26	America/N	172.057	GBP	JPY	Sell	51617100	2014.01.02	-389.47
Sean Wara	Tier 1 Bank Consortiu	10000935	Integral	1150761	spot	2014.01.02	2014.01.02	America/N	116.461	CHF	JPY	Sell	34938300	2014.01.03	1507.55
Sean Wara	Tier 1 Bank Consortiu	10000935	Integral	1150285	spot	2014.01.02	2014.01.02	America/N	105.009	USD	JPY	Buy	42003600	2014.01.03	-2129.19
Sean Wara	Tier 1 Bank Consortiu	10000935	Integral	1150286	spot	2014.01.02	2014.01.02	America/N	104.992	USD	JPY	Sell	41996800	2014.01.03	2017.9
Sean Wara	Tier 1 Bank Consortiu	10000935	Integral	1088434	spot	2013.12.26	2013.12.26	America/N	104.718	USD	JPY	Sell	31415400	2014.01.03	726.56
Sean Wara	Tier 1 Bank Consortiu	10000935	Integral	1195201	spot	2014.01.07	2014.01.07	America/N	1.08072	AUD	NZD	Sell	324216	2014.01.07	675.32
Sean Wara	Tier 1 Bank Consortiu	10000935	Integral	1195077	spot	2014.01.07	2014.01.07	America/N	0.89299	AUD	USD	Sell	267897	2014.01.07	897
Sean Wara	Tier 1 Bank Consortiu	10000935	Integral	1215917	spot	2014.01.08	2014.01.08	America/N	104.742	USD	JPY	Buy	31422600	2014.01.08	734.29
Sean Wara	Tier 1 Bank Consortiu	10000935	Integral	1265588	spot	2014.01.09	2014.01.09	America/N	104.736	USD	JPY	Buy	31420800	2014.01.10	788.48
Sean Wara	Tier 1 Bank Consortiu	10000935	Integral	1195076	spot	2014.01.07	2014.01.07	America/N	0.89312	AUD	USD	Buy	267936	2014.01.10	1335
Sean Wara	Tier 1 Bank Consortiu	10000935	Integral	1195248	spot	2014.01.07	2014.01.07	America/N	104.423	USD	JPY	Sell	31326900	2014.01.10	1150.7
Sean Wara	Tier 1 Bank Consortiu	10000935	Integral	1281427	spot	2014.01.10	2014.01.10	America/N	105.03	USD	JPY	Buy	21006000	2014.01.10	-1959.41
Sean Wara	Tier 1 Bank Consortiu	10000935	Integral	1281430	spot	2014.01.10	2014.01.10	America/N	105.016	USD	JPY	Sell	21003200	2014.01.10	1909.19
Sean Wara	Tier 1 Bank Consortiu	10000935	Integral	1195200	spot	2014.01.07	2014.01.07	America/N	1.08101	AUD	NZD	Buy	324303	2014.01.10	651.12
Sean Wara	Tier 1 Bank Consortiu	10000935	Integral	1306762	spot	2014.01.13	2014.01.13	America/N	0.9031	AUD	USD	Buy	270930	2014.01.13	990

Sean Wara	Tier 1 Bank Consortiu	10000935	Integral	1306763	spot	2014.01.13	2014.01.13	America/N	0.90309	AUD	USD	Buy	270927	2014.01.13	924
Sean Wara	Tier 1 Bank Consortiu	10000935	Integral	1298879	spot	2014.01.10	2014.01.10	America/N	0.8993	AUD	USD	Buy	179860	2014.01.13	1408
Sean Wara	Tier 1 Bank Consortiu	10000935	Integral	1306900	spot	2014.01.13	2014.01.13	America/N	0.90265	AUD	USD	Sell	270795	2014.01.14	792
Sean Wara	Tier 1 Bank Consortiu	10000935	Integral	1298881	spot	2014.01.10	2014.01.10	America/N	0.89915	AUD	USD	Sell	179830	2014.01.14	74
Sean Wara	Tier 1 Bank Consortiu	10000935	Integral	1294181	spot	2014.01.10	2014.01.10	America/N	0.89768	AUD	USD	Sell	269304	2014.01.14	42
Sean Wara	Tier 1 Bank Consortiu	10000935	Integral	1281830	spot	2014.01.10	2014.01.10	America/N	0.88982	AUD	USD	Sell	266946	2014.01.15	-1662
Sean Wara	Tier 1 Bank Consortiu	10000935	Integral	1357650	spot	2014.01.14	2014.01.14	America/N	1.64396	GBP	USD	Sell	493188	2014.01.15	3036
Sean Wara	Tier 1 Bank Consortiu	10000935	Integral	1313432	spot	2014.01.13	2014.01.13	America/N	0.9067	AUD	USD	Buy	272010	2014.01.16	-8295
Sean Wara	Tier 1 Bank Consortiu	10000935	Integral	1328992	spot	2014.01.13	2014.01.13	America/N	0.9063	AUD	USD	Buy	271890	2014.01.16	-8328
Sean Wara	Tier 1 Bank Consortiu	10000935	Integral	1407546	spot	2014.01.16	2014.01.16	America/N	0.87834	AUD	USD	Sell	263502	2014.01.16	-24
Sean Wara	Tier 1 Bank Consortiu	10000935	Integral	1408171	spot	2014.01.16	2014.01.16	America/N	1.63324	GBP	USD	Sell	489972	2014.01.16	-159
Sean Wara	Tier 1 Bank Consortiu	10000935	Integral	1328814	spot	2014.01.13	2014.01.13	America/N	1.08273	AUD	NZD	Buy	324819	2014.01.16	-6216.08
Sean Wara	Tier 1 Bank Consortiu	10000935	Integral	1357780	spot	2014.01.14	2014.01.14	America/N	1.06929	AUD	NZD	Buy	320787	2014.01.17	-3403.89
Sean Wara	Tier 1 Bank Consortiu	10000935	Integral	1408443	spot	2014.01.16	2014.01.16	America/N	1.63364	GBP	USD	Sell	163364	2014.01.17	19
Sean Wara	Tier 1 Bank Consortiu	10000935	Integral	1423134	spot	2014.01.17	2014.01.17	America/N	1.63366	GBP	USD	Buy	163366	2014.01.17	629
Sean Wara	Tier 1 Bank Consortiu	10000935	Integral	1371529	spot	2014.01.15	2014.01.15	America/N	0.89216	AUD	USD	Buy	267648	2014.01.17	-4176
Sean Wara	Tier 1 Bank Consortiu	10000935	Integral	1408258	spot	2014.01.16	2014.01.16	America/N	170.911	GBP	JPY	Sell	51273300	2014.01.17	-2312.99
Sean Wara	Tier 1 Bank Consortiu	10000935	Integral	1423135	spot	2014.01.17	2014.01.17	America/N	1.63347	GBP	USD	Sell	163347	2014.01.17	-1139
Sean Wara	Tier 1 Bank Consortiu	10000935	Integral	1407574	spot	2014.01.16	2014.01.16	America/N	0.87816	AUD	USD	Sell	263448	2014.01.17	-234
Sean Wara	Tier 1 Bank Consortiu	10000935	Integral	1408257	spot	2014.01.16	2014.01.16	America/N	170.923	GBP	JPY	Buy	51276900	2014.01.17	2017.86
Sean Wara	Tier 1 Bank Consortiu	10000935	Integral	1438674	spot	2014.01.17	2014.01.17	America/N	1.06274	AUD	NZD	Buy	5313.7	2014.01.20	0.86
Sean Wara	Tier 1 Bank Consortiu	10000935	Integral	1438061	spot	2014.01.17	2014.01.17	America/N	1.06178	AUD	NZD	Buy	5308.9	2014.01.20	33.96
Sean Wara	Tier 1 Bank Consortiu	10000935	Integral	1439102	spot	2014.01.17	2014.01.17	America/N	1.06216	AUD	NZD	Sell	1062.16	2014.01.20	-3.45
Sean Wara	Tier 1 Bank Consortiu	10000935	Integral	1439104	spot	2014.01.17	2014.01.17	America/N	1.06224	AUD	NZD	Buy	1062.24	2014.01.20	3.15
Sean Wara	Tier 1 Bank Consortiu	10000935	Integral	1438443	spot	2014.01.17	2014.01.17	America/N	171.369	GBP	JPY	Sell	856845	2014.01.20	21.24
Sean Wara	Tier 1 Bank Consortiu	10000935	Integral	1438438	spot	2014.01.17	2014.01.17	America/N	171.395	GBP	JPY	Buy	856975	2014.01.21	43.31
Sean Wara	Tier 1 Bank Consortiu	10000935	Integral	1462600	spot	2014.01.20	2014.01.20	America/N	170.93	GBP	JPY	Buy	683720	2014.01.22	60.21
Sean Wara	Tier 1 Bank Consortiu	10000935	Integral	1511143	spot	2014.01.22	2014.01.22	America/N	172.975	GBP	JPY	Buy	691900	2014.01.23	20.09
Sean Wara	Tier 1 Bank Consortiu	10000935	Integral	1438177	spot	2014.01.17	2014.01.17	America/N	0.87772	AUD	USD	Sell	4388.6	2014.01.23	18.7
Sean Wara	Tier 1 Bank Consortiu	10000935	Integral	1504248	spot	2014.01.22	2014.01.22	America/N	172.727	GBP	JPY	Sell	690908	2014.01.23	42.14
Sean Wara	Tier 1 Bank Consortiu	10000935	Integral	1462599	spot	2014.01.20	2014.01.20	America/N	170.915	GBP	JPY	Sell	683660	2014.01.24	16.3
Sean Wara	Tier 1 Bank Consortiu	10000935	Integral	1462543	spot	2014.01.20	2014.01.20	America/N	104.064	USD	JPY	Buy	520320	2014.01.24	-74.61
Sean Wara	Tier 1 Bank Consortiu	10000935	Integral	1462544	spot	2014.01.20	2014.01.20	America/N	104.05	USD	JPY	Sell	520250	2014.01.24	73.53
Sean Wara	Tier 1 Bank Consortiu	10000935	Integral	1566836	spot	2014.01.24	2014.01.24	America/N	169.2	GBP	JPY	Sell	676800	2014.01.24	10.04
Sean Wara	Tier 1 Bank Consortiu	10000935	Integral	1573447	spot	2014.01.24	2014.01.24	America/N	168.912	GBP	JPY	Sell	675648	2014.01.27	30.15
Sean Wara	Tier 1 Bank Consortiu	10000935	Integral	1573445	spot	2014.01.24	2014.01.24	America/N	168.925	GBP	JPY	Buy	675700	2014.01.27	38.06
Sean Wara	Tier 1 Bank Consortiu	10000935	Integral	1593787	spot	2014.01.27	2014.01.27	America/N	170.093	GBP	JPY	Sell	680372	2014.01.30	39.1
Sean Wara	Tier 1 Bank Consortiu	10000935	Integral	1438179	spot	2014.01.17	2014.01.17	America/N	0.87786	AUD	USD	Buy	4389.3	2014.01.30	2.55
Sean Wara	Tier 1 Bank Consortiu	10000935	Integral	1593335	spot	2014.01.27	2014.01.27	America/N	169.953	GBP	JPY	Sell	679812	2014.01.31	38.07
Sean Wara	Tier 1 Bank Consortiu	10000935	Integral	1699801	spot	2014.01.31	2014.01.31	America/N	168.958	GBP	JPY	Sell	675832	2014.01.31	25.73
Sean Wara	Tier 1 Bank Consortiu	10000935	Integral	1699605	spot	2014.01.3	2014.01.31	America/N	169.066	GBP	JPY	Sell	676264	2014.01.31	26.02
Sean Wara	Tier 1 Bank Consortiu	10000935	Integral	1687192	spot	2014.01.30	2014.01.30	America/N	168.977	GBP	JPY	Sell	675908	2014.01.31	41.34
Sean Wara	Tier 1 Bank Consortiu	10000935	Integral	1694853	spot	2014.01.30	2014.01.30	America/N	0.87854	AUD	USD	Buy	8785.4	2014.02.03	11.6
Sean Wara	Tier 1 Bank Consortiu	10000935	Integral	1540336	spot	2014.01.23	2014.01.23	America/N	0.87463	AUD	USD	Sell	3498.52	2014.02.03	-21.36
Sean Wara	Tier 1 Bank Consortiu	10000935	Integral	1540337	spot	2014.01.23	2014.01.23	America/N	0.87479	AUD	USD	Buy	3499.16	2014.02.03	20.2
Sean Wara	Tier 1 Bank Consortiu	10000935	Integral	1715728	spot	2014.01.31	2014.01.31	America/N	168.406	GBP	JPY	Sell	673624	2014.02.03	74.41
Sean Wara	Tier 1 Bank Consortiu	10000935	Integral	1745586	spot	2014.02.03	2014.02.03	America/N	166.39	GBP	JPY	Sell	665560	2014.02.03	7.28
Sean Wara	Tier 1 Bank Consortiu	10000935	Integral	1746372	spot	2014.02.03	2014.02.03	America/N	166.264	GBP	JPY	Sell	665056	2014.02.03	26.28
Sean Wara	Tier 1 Bank Consortiu	10000935	Integral	1746464	spot	2014.02.03	2014.02.03	America/N	166.3	GBP	JPY	Sell	665200	2014.02.03	27.7
Sean Wara	Tier 1 Bank Consortiu	10000935	Integral	1750769	spot	2014.02.03	2014.02.03	America/N	165.655	GBP	JPY	Sell	662620	2014.02.03	29.98
Sean Wara	Tier 1 Bank Consortiu	10000935	Integral	1750770	spot	2014.02.03	2014.02.03	America/N	165.653	GBP	JPY	Sell	662612	2014.02.03	45.75
Sean Wara	Tier 1 Bank Consortiu	10000935	Integral	1750852	spot	2014.02.03	2014.02.03	America/N	165.586	GBP	JPY	Sell	662344	2014.02.04	25.31
Sean Wara	Tier 1 Bank Consortiu	10000935	Integral	1750829	spot	2014.02.03	2014.02.03	America/N	165.613	GBP	JPY	Sell	662452	2014.02.04	26.19

Sean Wara	Tier 1 Bank Consortiu	10000935	Integral	1759007	spot	2014.02.04	2014.02.04	America/N	164.891	GBP	JPY	Buy	659564	2014.02.04	0.52
Sean Wara	Tier 1 Bank Consortiu	10000935	Integral	1759305	spot	2014.02.04	2014.02.04	America/N	164.921	GBP	JPY	Sell	659,684	2014.02.04	20.69
Sean Wara	Tier 1 Bank Consortiu	10000935	Integral	1759538	spot	2014.02.04	2014.02.04	America/N	164.927	GBP	JPY	Sell	659,708	2014.02.04	20.92
Sean Wara	Tier 1 Bank Consortiu	10000935	Integral	1504245	spot	2014.01.22	2014.01.22	America/N	172.731	GBP	JPY	Buy	690,924	2014.02.04	-334.35
Sean Wara	Tier 1 Bank Consortiu	10000935	Integral	1540423	spot	2014.01.23	2014.01.23	America/N	171.935	GBP	JPY	Buy	687,740	2014.02.04	-303.61
Sean Wara	Tier 1 Bank Consortiu	10000935	Integral	1753114	spot	2014.02.03	2014.02.03	America/N	164.962	GBP	JPY	Sell	659,848	2014.02.04	26.33
Sean Wara	Tier 1 Bank Consortiu	10000935	Integral	1768183	spot	2014.02.04	2014.02.04	America/N	164.494	GBP	JPY	Buy	657,976	2014.02.04	35.27
Sean Wara	Tier 1 Bank Consortiu	10000935	Integral	1759947	spot	2014.02.04	2014.02.04	America/N	165.022	GBP	JPY	Buy	660,088	2014.02.04	22.18
Sean Wara	Tier 1 Bank Consortiu	10000935	Integral	1785387	spot	2014.02.04	2014.02.04	America/N	1.35178	EUR	USD	Buy	5,407.12	2014.02.04	-0.2
Sean Wara	Tier 1 Bank Consortiu	10000935	Integral	1786000	spot	2014.02.04	2014.02.04	America/N	1.35172	EUR	USD	Buy	4,055.16	2014.02.06	21.84
Sean Wara	Tier 1 Bank Consortiu	10000935	Integral	1784798	spot	2014.02.04	2014.02.04	America/N	165.609	GBP	JPY	Buy	662,436	2014.02.06	40.18
Sean Wara	Tier 1 Bank Consortiu	10000935	Integral	1593334	spot	2014.01.27	2014.01.27	America/N	169.979	GBP	JPY	Buy	679,916	2014.02.07	-103.16
Sean Wara	Tier 1 Bank Consortiu	10000935	Integral	1715725	spot	2014.01.31	2014.01.31	America/N	168.416	GBP	JPY	Buy	673,664	2014.02.07	-42.1
Sean Wara	Tier 1 Bank Consortiu	10000935	Integral	1766141	spot	2014.02.04	2014.02.04	America/N	164.359	GBP	JPY	Sell	657,436	2014.02.07	-123.8
Sean Wara	Tier 1 Bank Consortiu	10000935	Integral	1766295	spot	2014.02.04	2014.02.04	America/N	164.109	GBP	JPY	Sell	656,436	2014.02.07	-132.78
Sean Wara	Tier 1 Bank Consortiu	10000935	Integral	1766628	spot	2014.02.04	2014.02.04	America/N	164.055	GBP	JPY	Sell	656,220	2014.02.07	-134.83
Sean Wara	Tier 1 Bank Consortiu	10000935	Integral	1785900	spot	2014.02.04	2014.02.04	America/N	1.35183	EUR	USD	Sell	4,055.49	2014.02.07	-20.61
Sean Wara	Tier 1 Bank Consortiu	10000935	Integral	1785394	spot	2014.02.04	2014.02.04	America/N	0.90477	USD	CHF	Buy	2,714.31	2014.02.07	-15.46
Sean Wara	Tier 1 Bank Consortiu	10000935	Integral	1839338	spot	2014.02.06	2014.02.06	America/N	0.89801	USD	CHF	Sell	2,694.03	2014.02.07	-14.99
Sean Wara	Tier 1 Bank Consortiu	10000935	Integral	1850244	spot	2014.02.07	2014.02.07	America/N	101.974	USD	JPY	Sell	407,896	2014.02.07	-23.71
Sean Wara	Tier 1 Bank Consortiu	10000935	Integral	1845013	spot	2014.02.06	2014.02.06	America/N	166.652	GBP	JPY	Buy	666,608	2014.02.07	-5.62
Sean Wara	Tier 1 Bank Consortiu	10000935	Integral	1850243	spot	2014.02.07	2014.02.07	America/N	101.985	USD	JPY	Buy	407,940	2014.02.07	-10.5
Sean Wara	Tier 1 Bank Consortiu	10000935	Integral	1874882	spot	2014.02.07	2014.02.07	America/N	1.36342	EUR	USD	Sell	10,907.36	2014.02.07	-15.2
Sean Wara	Tier 1 Bank Consortiu	10000935	Integral	1874997	spot	2014.02.07	2014.02.07	America/N	1.36353	EUR	USD	Sell	13,635.30	2014.02.10	13.44
Sean Wara	Tier 1 Bank Consortiu	10000935	Integral	1875133	spot	2014.02.07	2014.02.07	America/N	1.97953	GBP	NZD	Buy	19,795.30	2014.02.10	42.64
Sean Wara	Tier 1 Bank Consortiu	10000935	Integral	1896451	spot	2014.02.10	2014.02.10	America/N	0.98834	AUD	CAD	Buy	4,941.70	2014.02.11	25.57
Sean Wara	Tier 1 Bank Consortiu	10000935	Integral	1876185	spot	2014.02.10	2014.02.10	America/N	1.81152	GBP	CAD	Buy	36,230.40	2014.02.11	140.5
Sean Wara	Tier 1 Bank Consortiu	10000935	Integral	1896424	spot	2014.02.10	2014.02.10	America/N	0.91334	NZD	CAD	Buy	9,133.40	2014.02.11	45.49
Sean Wara	Tier 1 Bank Consortiu	10000935	Integral	1875340	spot	2014.02.07	2014.02.07	America/N	1.83157	GBP	AUD	Sell	18,315.70	2014.02.12	114.8
Sean Wara	Tier 1 Bank Consortiu	10000935	Integral	1896240	spot	2014.02.10	2014.02.10	America/N	1.98516	GBP	NZD	Buy	19,851.60	2014.02.12	66.13
Sean Wara	Tier 1 Bank Consortiu	10000935	Integral	1921096	spot	2014.02.11	2014.02.11	America/N	1.81947	GBP	CAD	Buy	36,389.40	2014.02.12	61.32
Sean Wara	Tier 1 Bank Consortiu	10000935	Integral	1875339	spot	2014.02.07	2014.02.07	America/N	1.83215	GBP	AUD	Buy	18,321.50	2014.02.13	90.42
Sean Wara	Tier 1 Bank Consortiu	10000935	Integral	1875169	spot	2014.02.07	2014.02.07	America/N	0.89788	USD	CHF	Sell	8,978.80	2014.02.13	-29.54
Sean Wara	Tier 1 Bank Consortiu	10000935	Integral	1875168	spot	2014.02.07	2014.02.07	America/N	0.89806	USD	CHF	Buy	8,980.60	2014.02.13	25.43
Sean Wara	Tier 1 Bank Consortiu	10000935	Integral	1957835	spot	2014.02.12	2014.02.12	America/N	1.82308	GBP	CAD	Buy	36,461.60	2014.02.13	74.18
Sean Wara	Tier 1 Bank Consortiu	10000935	Integral	1957555	spot	2014.02.12	2014.02.12	America/N	1.99356	GBP	NZD	Buy	19,935.60	2014.02.13	21.88
Sean Wara	Tier 1 Bank Consortiu	10000935	Integral	1896452	spot	2014.02.10	2014.02.10	America/N	0.98818	AUD	CAD	Sell	4,940.90	2014.02.13	5.14
Sean Wara	Tier 1 Bank Consortiu	10000935	Integral	1963280	spot	2014.02.13	2014.02.13	America/N	1.84252	GBP	AUD	Buy	7,370.08	2014.02.13	74.2
Sean Wara	Tier 1 Bank Consortiu	10000935	Integral	1875017	spot	2014.02.07	2014.02.07	America/N	1.3636	EUR	USD	Buy	5,454.40	2014.02.14	29.64
Sean Wara	Tier 1 Bank Consortiu	10000935	Integral	1963358	spot	2014.02.13	2014.02.13	America/N	1.82753	GBP	CAD	Buy	36,550.60	2014.02.14	162.19
Sean Wara	Tier 1 Bank Consortiu	10000935	Integral	1963415	spot	2014.02.13	2014.02.13	America/N	1.99695	GBP	NZD	Buy	19,969.50	2014.02.14	40.6
Sean Wara	Tier 1 Bank Consortiu	10000935	Integral	2020602	spot	2014.02.14	2014.02.14	America/N	1.37	EUR	USD	Buy	5,480	2014.02.18	15.72
Sean Wara	Tier 1 Bank Consortiu	10000935	Integral	2018866	spot	2014.02.14	2014.02.14	America/N	2.00228	GBP	NZD	Buy	20,022.80	2014.02.18	69.8
Sean Wara	Tier 1 Bank Consortiu	10000935	Integral	1896427	spot	2014.02.10	2014.02.10	America/N	0.91301	NZD	CAD	Sell	9,130.10	2014.02.18	18.98
Sean Wara	Tier 1 Bank Consortiu	10000935	Integral	2021734	spot	2014.02.17	2014.02.17	America/N	1.50602	EUR	CAD	Buy	30,120.40	2014.02.19	252.95
Sean Wara	Tier 1 Bank Consortiu	10000935	Integral	2018842	spot	2014.02.14	2014.02.14	America/N	1.83664	GBP	CAD	Buy	36,732.80	2014.02.19	242.46
Sean Wara	Tier 1 Bank Consortiu	10000935	Integral	1992958	spot	2014.02.13	2014.02.13	America/N	1.8511	GBP	AUD	Buy	18,511	2014.02.19	15.6
Sean Wara	Tier 1 Bank Consortiu	10000935	Integral	2093869	spot	2014.02.19	2014.02.19	America/N	1.52169	EUR	CAD	Buy	30,433.80	2014.02.20	42.01
Sean Wara	Tier 1 Bank Consortiu	10000935	Integral	2093835	spot	2014.02.19	2014.02.19	America/N	1.85337	GBP	AUD	Buy	18,533.70	2014.02.20	85.3
Sean Wara	Tier 1 Bank Consortiu	10000935	Integral	1921431	spot	2014.02.11	2014.02.11	America/N	0.91874	NZD	CAD	Buy	9,187.40	2014.02.20	29.74
Sean Wara	Tier 1 Bank Consortiu	10000935	Integral	2093580	spot	2014.02.19	2014.02.19	America/N	1.84894	GBP	CAD	Buy	36,978.80	2014.02.21	109.38
Sean Wara	Tier 1 Bank Consortiu	10000935	Integral	2064562	spot	2014.02.18	2014.02.18	America/N	2.01105	GBP	NZD	Buy	20,110.50	2014.02.21	39.18
Sean Wara	Tier 1 Bank Consortiu	10000935	Integral	2021713	spot	2014.02.17	2014.02.17	America/N	1.08286	AUD	NZD	Sell	10,828.60	2014.02.25	-5.58

Sean Wara	Tier 1 Bank Consortiu	10000935	Integral	2021719	spot	2014.02.17	2014.02.17	America/N	1.08312	AUD	NZD	Buy	10,831.20	2014.02.25	1.08
Sean Wara	Tier 1 Bank Consortiu	10000935	Integral	2288072	spot	2014.02.27	2014.02.27	America/N	0.79644	CAD	CHF	Sell	7,964.40	2014.02.28	73.5
Sean Wara	Tier 1 Bank Consortiu	10000935	Integral	2105508	spot	2014.02.20	2014.02.20	America/N	1.86314	GBP	AUD	Buy	18,631.40	2014.02.28	85.05
Sean Wara	Tier 1 Bank Consortiu	10000935	Integral	2161350	spot	2014.02.24	2014.02.24	America/N	1.111	USD	CAD	Buy	11,110	2014.02.28	-28.16
Sean Wara	Tier 1 Bank Consortiu	10000935	Integral	2161352	spot	2014.02.24	2014.02.24	America/N	1.11078	USD	CAD	Sell	11,107.80	2014.02.28	24.73
Sean Wara	Tier 1 Bank Consortiu	10000935	Integral	2291334	spot	2014.02.28	2014.02.28	America/N	0.93032	NZD	CAD	Sell	18,606.40	2014.02.28	6.87
Sean Wara	Tier 1 Bank Consortiu	10000935	Integral	2291435	spot	2014.02.28	2014.02.28	America/N	0.93108	NZD	CAD	Sell	18,621.60	2014.02.28	19.34
Sean Wara	Tier 1 Bank Consortiu	10000935	Integral	2320567	spot	2014.02.28	2014.02.28	America/N	1.38059	EUR	USD	Sell	55,223.60	2014.03.04	274.8
Sean Wara	Tier 1 Bank Consortiu	10000935	Integral	2351729	spot	2014.03.03	2014.03.03	America/N	1.21292	EUR	CHF	Buy	24,258.40	2014.03.04	108.13
Sean Wara	Tier 1 Bank Consortiu	10000935	Integral	2288983	spot	2014.02.27	2014.02.27	America/N	91.609	CAD	JPY	Buy	1,832,180	2014.03.05	180.98
Sean Wara	Tier 1 Bank Consortiu	10000935	Integral	2326974	spot	2014.03.03	2014.03.03	America/N	0.92692	NZD	CAD	Buy	9,269.20	2014.03.05	31.05
Sean Wara	Tier 1 Bank Consortiu	10000935	Integral	2327063	spot	2014.03.03	2014.03.03	America/N	0.92692	NZD	CAD	Buy	9,269.20	2014.03.05	30.77
Sean Wara	Tier 1 Bank Consortiu	10000935	Integral	2320407	spot	2014.02.28	2014.02.28	America/N	0.93095	NZD	CAD	Buy	18,619	2014.03.06	73.79
Sean Wara	Tier 1 Bank Consortiu	10000935	Integral	2320563	spot	2014.02.28	2014.02.28	America/N	1.38071	EUR	USD	Buy	55,228.40	2014.03.06	91.6
Sean Wara	Tier 1 Bank Consortiu	10000935	Integral	2426998	spot	2014.03.05	2014.03.05	America/N	2.12433	GBP	SGD	Sell	21,243.30	2014.03.06	53.52
Sean Wara	Tier 1 Bank Consortiu	10000935	Integral	2426573	spot	2014.03.05	2014.03.05	America/N	92.552	CAD	JPY	Buy	1,851,040	2014.03.06	274.15
Sean Wara	Tier 1 Bank Consortiu	10000935	Integral	2467802	spot	2014.03.06	2014.03.06	America/N	0.93266	NZD	CAD	Buy	18,653.20	2014.03.07	42.77
Sean Wara	Tier 1 Bank Consortiu	10000935	Integral	2466593	spot	2014.03.06	2014.03.06	America/N	1.3863	EUR	USD	Buy	55,452	2014.03.07	109.6
Sean Wara	Tier 1 Bank Consortiu	10000935	Integral	1876186	spot	2014.02.10	2014.02.10	America/N	1.80948	GBP	CAD	Sell	36,189.60	2014.03.07	-681.37
Sean Wara	Tier 1 Bank Consortiu	10000935	Integral	2358771	spot	2014.03.04	2014.03.04	America/N	1.37361	EUR	USD	Sell	54,944.40	2014.03.07	-668.8
Sean Wara	Tier 1 Bank Consortiu	10000935	Integral	2021737	spot	2014.02.17	2014.02.17	America/N	1.50555	EUR	CAD	Sell	30,111	2014.03.07	-422.59
Sean Wara	Tier 1 Bank Consortiu	10000935	Integral	2288386	spot	2014.02.27	2014.02.27	America/N	91.563	CAD	JPY	Sell	1,831,260	2014.03.07	-432.92
Sean Wara	Tier 1 Bank Consortiu	10000935	Integral	2154303	spot	2014.02.21	2014.02.21	America/N	2.01627	GBP	NZD	Buy	20,162.70	2014.03.07	-419.32
Sean Wara	Tier 1 Bank Consortiu	10000935	Integral	2064675	spot	2014.02.18	2014.02.18	America/N	0.91053	NZD	CAD	Sell	9,105.30	2014.03.07	-303.99
Sean Wara	Tier 1 Bank Consortiu	10000935	Integral	2318725	spot	2014.02.28	2014.02.28	America/N	1.873	GBP	AUD	Buy	18,730	2014.03.07	-330.49
Sean Wara	Tier 1 Bank Consortiu	10000935	Integral	1933192	spot	2014.02.12	2014.02.12	America/N	1.81798	GBP	AUD	Sell	18,179.80	2014.03.07	-186.74
Sean Wara	Tier 1 Bank Consortiu	10000935	Integral	2153929	spot	2014.02.21	2014.02.21	America/N	1.86017	GBP	CAD	Buy	37,203.40	2014.03.07	-296.57
Sean Wara	Tier 1 Bank Consortiu	10000935	Integral	2161344	spot	2014.02.24	2014.02.24	America/N	0.91977	NZD	CAD	Sell	9,197.70	2014.03.07	-215.9
Sean Wara	Tier 1 Bank Consortiu	10000935	Integral	2320409	spot	2014.02.2	2014.02.28	America/N	0.93049	NZD	CAD	Sell	18,609.80	2014.03.07	-229.27
Sean Wara	Tier 1 Bank Consortiu	10000935	Integral	2427051	spot	2014.03.05	2014.03.05	America/N	0.93038	NZD	CAD	Sell	18,607.60	2014.03.07	-233.05
Sean Wara	Tier 1 Bank Consortiu	10000935	Integral	2485528	spot	2014.03.07	2014.03.07	America/N	1.39081	EUR	USD	Buy	55,632.40	2014.03.07	-149.6
Sean Wara	Tier 1 Bank Consortiu	10000935	Integral	1875021	spot	2014.03.07	2014.02.07	America/N	1.36349	EUR	USD	Sell	5,453.96	2014.03.07	-97.16
Sean Wara	Tier 1 Bank Consortiu	10000935	Integral	2288045	spot	2014.02.27	2014.02.27	America/N	0.79644	CAD	CHF	Sell	15,928.80	2014.03.07	-115.63
Sean Wara	Tier 1 Bank Consortiu	10000935	Integral	2327295	spot	2014.03.03	2014.03.03	America/N	0.79438	CAD	CHF	Sell	7,943.80	2014.03.07	-74.16
Sean Wara	Tier 1 Bank Consortiu	10000935	Integral	2210060	spot	2014.02.25	2014.02.25	America/N	0.80026	CAD	CHF	Buy	16,005.20	2014.03.07	-71.9
Sean Wara	Tier 1 Bank Consortiu	10000935	Integral	2161323	spot	2014.02.24	2014.02.24	America/N	0.80012	CAD	CHF	Buy	8,001.20	2014.03.07	-34
Sean Wara	Tier 1 Bank Consortiu	10000935	Integral	2288292	spot	2014.02.27	2014.02.27	America/N	1.52873	EUR	CAD	Buy	30,574.60	2014.03.07	-6.89
Sean Wara	Tier 1 Bank Consortiu	10000935	Integral	2466341	spot	2014.03.06	2014.03.06	America/N	93.976	CAD	JPY	Buy	1,879,520	2014.03.07	-44.7
Sean Wara	Tier 1 Bank Consortiu	10000935	Integral	1875135	spot	2014.02.07	2014.02.07	America/N	1.97817	GBP	NZD	Sell	19,781.70	2014.03.07	34.2
Sean Wara	Tier 1 Bank Consortiu	10000935	Integral	2591871	spot	2014.03.12	2014.03.12	America/N	0.78625	CAD	CHF	Buy	39,312.50	2014.03.13	299.83
Sean Wara	Tier 1 Bank Consortiu	10000935	Integral	2591861	spot	2014.03.12	2014.03.12	America/N	0.94455	NZD	CAD	Sell	94,455	2014.03.13	144.66
Sean Wara	Tier 1 Bank Consortiu	10000935	Integral	2637370	spot	2014.03.13	2014.03.13	America/N	0.94826	NZD	CAD	Buy	94826	2014.03.18	245.56
Sean Wara	Tier 1 Bank Consortiu	10000935	Integral	2592142	spot	2014.03.1	2014.03.12	America/N	0.87534	USD	CHF	Buy	35,013.60	2014.03.19	271.86
Sean Wara	Tier 1 Bank Consortiu	10000935	Integral	2644176	spot	2014.03.13	2014.03.13	America/N	0.87541	USD	CHF	Buy	87,541	2014.03.20	600.66
Sean Wara	Tier 1 Bank Consortiu	10000935	Integral	2781113	spot	2014.03.20	2014.03.20	America/N	1.93106	GBP	NZD	Buy	19,310.60	2014.03.20	67.1
Sean Wara	Tier 1 Bank Consortiu	10000935	Integral	2781112	spot	2014.03.20	2014.03.20	America/N	0.78401	CAD	CHF	Buy	78,401	2014.03.20	211.18
Sean Wara	Tier 1 Bank Consortiu	10000935	Integral	2784180	spot	2014.03.20	2014.03.20	America/N	0.78305	CAD	CHF	Sell	15,661	2014.03.20	-67.06
Sean Wara	Tier 1 Bank Consortiu	10000935	Integral	2784177	spot	2014.03.20	2014.03.20	America/N	0.78334	CAD	CHF	Buy	15,666.80	2014.03.20	55.56
Sean Wara	Tier 1 Bank Consortiu	10000935	Integral	2592098	spot	2014.03.1	2014.03.12	America/N	1.05854	AUD	NZD	Buy	52,927	2014.03.21	126.71
Sean Wara	Tier 1 Bank Consortiu	10000935	Integral	2764548	spot	2014.03.19	2014.03.19	America/N	0.96326	NZD	CAD	Sell	96,326	2014.03.21	314.86
Sean Wara	Tier 1 Bank Consortiu	10000935	Integral	2810677	spot	2014.03.20	2014.03.20	America/N	1.85557	GBP	CAD	Sell	92,778.50	2014.03.21	353.89
Sean Wara	Tier 1 Bank Consortiu	10000935	Integral	2815744	spot	2014.03.21	2014.03.21	America/N	1.06176	AUD	NZD	Buy	53,088	2014.03.24	259.25
Sean Wara	Tier 1 Bank Consortiu	10000935	Integral	2815894	spot	2014.03.21	2014.03.21	America/N	0.95941	NZD	CAD	Sell	95,941	2014.03.25	198.36

Sean Wara	Tier 1 Bank Consortiu	10000935	Integral	2861493	spot	2014.03.24	2014.03.24	America/N	1.06805	AUD	NZD	Buy	53,402.50	2014.03.25	96.13
Sean Wara	Tier 1 Bank Consortiu	10000935	Integral	2877374	spot	2014.03.25	2014.03.25	America/N	0.95692	NZD	CAD	Sell	95,692	2014.03.25	140.39
Sean Wara	Tier 1 Bank Consortiu	10000935	Integral	2863910	spot	2014.03.24	2014.03.24	America/N	1.45778	GBP	CHF	Buy	72,889	2014.03.25	178.61
Sean Wara	Tier 1 Bank Consortiu	10000935	Integral	2833046	spot	2014.03.21	2014.03.21	America/N	1.84723	GBP	CAD	Sell	92,361.50	2014.03.26	183.99
Sean Wara	Tier 1 Bank Consortiu	10000935	Integral	2893883	spot	2014.03.25	2014.03.25	America/N	1.07055	AUD	NZD	Buy	53,527.50	2014.03.26	83.06
Sean Wara	Tier 1 Bank Consortiu	10000935	Integral	2930550	spot	2014.03.26	2014.03.26	America/N	1.84262	GBP	CAD	Sell	92,131	2014.03.26	105.79
Sean Wara	Tier 1 Bank Consortiu	10000935	Integral	2957304	spot	2014.03.27	2014.03.27	America/N	1.92114	GBP	NZD	Sell	76,845.60	2014.03.27	253.16
Sean Wara	Tier 1 Bank Consortiu	10000935	Integral	2946665	spot	2014.03.26	2014.03.26	America/N	1.83984	GBP	CAD	Sell	91,992	2014.03.27	111.4
Sean Wara	Tier 1 Bank Consortiu	10000935	Integral	2955247	spot	2014.03.27	2014.03.27	America/N	1.52862	EUR	CAD	Sell	76,431	2014.03.27	407.96
Sean Wara	Tier 1 Bank Consortiu	10000935	Integral	2944399	spot	2014.03.26	2014.03.26	America/N	1.53504	EUR	CAD	Buy	76,752	2014.03.27	-704.73
Sean Wara	Tier 1 Bank Consortiu	10000935	Integral	2944401	spot	2014.03.26	2014.03.26	America/N	1.53484	EUR	CAD	Sell	76,742	2014.03.27	681.98
Sean Wara	Tier 1 Bank Consortiu	10000935	Integral	2960851	spot	2014.03.27	2014.03.27	America/N	1.83713	GBP	CAD	Sell	91,856.50	2014.03.27	276.26
Sean Wara	Tier 1 Bank Consortiu	10000935	Integral	2989978	spot	2014.03.27	2014.03.27	America/N	0.95582	NZD	CAD	Buy	28,674.60	2014.04.01	168.17
Sean Wara	Tier 1 Bank Consortiu	10000935	Integral	2989979	spot	2014.03.27	2014.03.27	America/N	0.95549	NZD	CAD	Sell	28,664.70	2014.04.01	33.19
Sean Wara	Tier 1 Bank Consortiu	10000935	Integral	2944459	spot	2014.03.26	2014.03.26	America/N	1.92739	GBP	NZD	Buy	########	2014.04.02	1063.89
Sean Wara	Tier 1 Bank Consortiu	10000935	Integral	2957305	spot	2014.03.27	2014.03.27	America/N	1.92149	GBP	NZD	Buy	76,859.60	2014.04.02	734.06
Sean Wara	Tier 1 Bank Consortiu	10000935	Integral	2988112	spot	2014.03.27	2014.03.27	America/N	1.91665	GBP	NZD	Sell	38,333	2014.04.02	-458.39
Sean Wara	Tier 1 Bank Consortiu	10000935	Integral	2988111	spot	2014.03.27	2014.03.27	America/N	1.91725	GBP	NZD	Buy	38,345	2014.04.02	435.52
Sean Wara	Tier 1 Bank Consortiu	10000935	Integral	2894201	spot	2014.03.25	2014.03.25	America/N	0.95514	NZD	CAD	Sell	95,514	2014.04.02	895.47
Sean Wara	Tier 1 Bank Consortiu	10000935	Integral	2930592	spot	2014.03.26	2014.03.26	America/N	1.07276	AUD	NZD	Buy	53,638	2014.04.02	306.6
Sean Wara	Tier 1 Bank Consortiu	10000935	Integral	3052369	spot	2014.03.31	2014.03.31	America/N	1.66504	GBP	USD	Sell	83,252	2014.04.03	318
Sean Wara	Tier 1 Bank Consortiu	10000935	Integral	2989961	spot	2014.03.27	2014.03.27	America/N	1.83071	GBP	CAD	Sell	91,535.50	2014.04.04	509.78
Sean Wara	Tier 1 Bank Consortiu	10000935	Integral	3116241	spot	2014.04.02	2014.04.02	America/N	1.08061	AUD	NZD	Buy	54,030.50	2014.04.14	278.14
Sean Wara	Tier 1 Bank Consortiu	10000935	Integral	3199146	spot	2014.04.07	2014.04.07	America/N	89.04	NZD	JPY	Buy	7,123,200	2014.04.15	-1015.57
Sean Wara	Tier 1 Bank Consortiu	10000935	Integral	3199151	spot	2014.04.07	2014.04.07	America/N	89.025	NZD	JPY	Sell	7,122,000	2014.04.15	989.47
Sean Wara	Tier 1 Bank Consortiu	10000935	Integral	3264217	spot	2014.04.08	2014.04.08	America/N	0.86682	NZD	USD	Sell	86,682	2014.04.15	291
Sean Wara	Tier 1 Bank Consortiu	10000935	Integral	3264285	spot	2014.04.08	2014.04.08	America/N	0.867	NZD	USD	Buy	17,340	2014.04.15	-65
Sean Wara	Tier 1 Bank Consortiu	10000935	Integral	3264287	spot	2014.04.08	2014.04.08	America/N	0.86687	NZD	USD	Sell	17,337.40	2014.04.15	59
Sean Wara	Tier 1 Bank Consortiu	10000935	Integral	3115783	spot	2014.04.02	2014.04.02	America/N	1.94332	GBP	NZD	Buy	########	2014.04.17	426.81
Sean Wara	Tier 1 Bank Consortiu	10000935	Integral	3463602	spot	2014.04.16	2014.04.16	America/N	1.09004	AUD	NZD	Sell	54,502	2014.04.17	154.55
Sean Wara	Tier 1 Bank Consortiu	10000935	Integral	3494526	spot	2014.04.17	2014.04.17	America/N	1.95008	GBP	NZD	Buy	########	2014.04.17	471.33
Sean Wara	Tier 1 Bank Consortiu	10000935	Integral	3115792	spot	2014.04.02	2014.04.02	America/N	1.94344	GBP	NZD	Buy	77,737.60	2014.04.17	457.93
Sean Wara	Tier 1 Bank Consortiu	10000935	Integral	3444726	spot	2014.04.15	2014.04.15	America/N	0.87983	USD	CHF	Buy	79,184.70	2014.04.21	360.66
Sean Wara	Tier 1 Bank Consortiu	10000935	Integral	3444730	spot	2014.04.15	2014.04.15	America/N	0.87971	USD	CHF	Sell	17,594.20	2014.04.21	-85.8
Sean Wara	Tier 1 Bank Consortiu	10000935	Integral	3444731	spot	2014.04.15	2014.04.15	America/N	0.87984	USD	CHF	Buy	17,596.80	2014.04.21	77.21
Sean Wara	Tier 1 Bank Consortiu	10000935	Integral	2810674	spot	2014.03.20	2014.03.20	America/N	1.85576	GBP	CAD	Buy	92,788	2014.04.22	17.23
Sean Wara	Tier 1 Bank Consortiu	10000935	Integral	3397136	spot	2014.04.14	2014.04.14	America/N	1.08617	AUD	NZD	Sell	21,723.40	2014.04.23	102.65
Sean Wara	Tier 1 Bank Consortiu	10000935	Integral	3547258	spot	2014.04.21	2014.04.21	America/N	0.82115	EUR	GBP	Buy	82,115	2014.04.23	391.41
Sean Wara	Tier 1 Bank Consortiu	10000935	Integral	3547259	spot	2014.04.21	2014.04.21	America/N	0.82102	EUR	GBP	Sell	41,051	2014.04.23	-220.07
Sean Wara	Tier 1 Bank Consortiu	10000935	Integral	3547260	spot	2014.04.21	2014.04.21	America/N	0.82118	EUR	GBP	Buy	41,059	2014.04.23	194.01
Sean Wara	Tier 1 Bank Consortiu	10000935	Integral	3572802	spot	2014.04.22	2014.04.22	America/N	1.85596	GBP	CAD	Sell	########	2014.04.23	332.26
Sean Wara	Tier 1 Bank Consortiu	10000935	Integral	3572803	spot	2014.04.22	2014.04.22	America/N	1.85629	GBP	CAD	Buy	55,688.70	2014.04.23	-124.64
Sean Wara	Tier 1 Bank Consortiu	10000935	Integral	3572811	spot	2014.04.22	2014.04.22	America/N	1.85601	GBP	CAD	Sell	55,680.30	2014.04.23	108.58
Sean Wara	Tier 1 Bank Consortiu	10000935	Integral	3544532	spot	2014.04.21	2014.04.21	America/N	1.03025	AUD	CAD	Buy	103,025	2014.04.23	-580.61
Sean Wara	Tier 1 Bank Consortiu	10000935	Integral	3544533	spot	2014.04.21	2014.04.21	America/N	1.03	AUD	CAD	Sell	103,000	2014.04.23	538.8
Sean Wara	Tier 1 Bank Consortiu	10000935	Integral	3510819	spot	2014.04.17	2014.04.17	America/N	1.95724	GBP	NZD	Buy	########	2014.04.28	840.35
Sean Wara	Tier 1 Bank Consortiu	10000935	Integral	3510826	spot	2014.04.17	2014.04.17	America/N	1.95708	GBP	NZD	Buy	78,283.20	2014.04.28	424.61
Sean Wara	Tier 1 Bank Consortiu	10000935	Integral	3115982	spot	2014.04.02	2014.04.02	America/N	0.94497	NZD	CAD	Sell	94497	2014.04.28	306.4
Sean Wara	Tier 1 Bank Consortiu	10000935	Integral	2644138	spot	2014.03.13	2014.03.13	America/N	0.94262	NZD	CAD	Sell	94262	2014.04.29	478.71
Sean Wara	Tier 1 Bank Consortiu	10000935	Integral	3699911	spot	2014.04.28	2014.04.28	America/N	0.94134	NZD	CAD	Sell	94134	2014.04.29	367.5
Sean Wara	Tier 1 Bank Consortiu	10000935	Integral	3581768	spot	2014.04.23	2014.04.23	America/N	1.07994	AUD	NZD	Sell	32,398.20	2014.05.02	283.49
Sean Wara	Tier 1 Bank Consortiu	10000935	Integral	3830415	spot	2014.05.05	2014.05.05	America/N	0.86732	NZD	USD	Buy	52,039.20	2014.05.06	220.2
Sean Wara	Tier 1 Bank Consortiu	10000935	Integral	3830429	spot	2014.05.05	2014.05.05	America/N	0.86732	NZD	USD	Buy	86732	2014.05.06	367

Sean Wara	Tier 1 Bank Consortiu	10000935	Integral	3831288	spot	2014.05.05	2014.05.05	America/N	0.86703	NZD	USD	Buy	86703	2014.05.06	508
Sean Wara	Tier 1 Bank Consortiu	10000935	Integral	3855208	spot	2014.05.05	2014.05.05	America/N	0.79894	CAD	CHF	Buy	79894	2014.05.06	304.49
Sean Wara	Tier 1 Bank Consortiu	10000935	Integral	3855259	spot	2014.05.05	2014.05.05	America/N	0.79866	CAD	CHF	Sell	23,959.80	2014.05.06	-106.78
Sean Wara	Tier 1 Bank Consortiu	10000935	Integral	3855264	spot	2014.05.05	2014.05.05	America/N	0.79886	CAD	CHF	Buy	23,959.80	2014.05.06	92.38
Sean Wara	Tier 1 Bank Consortiu	10000935	Integral	3700415	spot	2014.04.28	2014.04.28	America/N	102.447	USD	JPY	Buy	102447	2014.05.06	-818.78
Sean Wara	Tier 1 Bank Consortiu	10000935	Integral	3700416	spot	2014.04.28	2014.04.28	America/N	102.434	USD	JPY	Sell	102434	2014.05.06	793.09
Sean Wara	Tier 1 Bank Consortiu	10000935	Integral	3830473	spot	2014.05.05	2014.05.05	America/N	0.95132	NZD	CAD	Sell	95132	2014.05.07	492.52
Sean Wara	Tier 1 Bank Consortiu	10000935	Integral	3830479	spot	2014.05.05	2014.05.05	America/N	0.95132	NZD	CAD	Sell	95132	2014.05.07	491.6
Sean Wara	Tier 1 Bank Consortiu	10000935	Integral	3606745	spot	2014.04.23	2014.04.23	America/N	0.8004	CAD	CHF	Buy	80,040	2014.05.07	294.81
Sean Wara	Tier 1 Bank Consortiu	10000935	Integral	3606746	spot	2014.04.23	2014.04.23	America/N	0.80015	CAD	CHF	Sell	40,007.50	2014.05.07	-175.37
Sean Wara	Tier 1 Bank Consortiu	10000935	Integral	3606747	spot	2014.04.23	2014.04.23	America/N	0.8004	CAD	CHF	Buy	40,020	2014.05.07	148.55
Sean Wara	Tier 1 Bank Consortiu	10000935	Integral	3581769	spot	2014.04.23	2014.04.23	America/N	1.08025	AUD	NZD	Buy	32,407.50	2014.05.08	87.24
Sean Wara	Tier 1 Bank Consortiu	10000935	Integral	3919555	spot	2014.05.07	2014.05.07	America/N	0.94566	NZD	CAD	Sell	94566	2014.05.08	467.57
Sean Wara	Tier 1 Bank Consortiu	10000935	Integral	3919556	spot	2014.05.07	2014.05.07	America/N	0.94568	NZD	CAD	Sell	94568	2014.05.08	465.69
Sean Wara	Tier 1 Bank Consortiu	10000935	Integral	3934525	spot	2014.05.07	2014.05.07	America/N	0.87539	USD	CHF	Buy	87539	2014.05.08	347.21
Sean Wara	Tier 1 Bank Consortiu	10000935	Integral	3934528	spot	2014.05.07	2014.05.07	America/N	0.87522	USD	CHF	Sell	43,761	2014.05.08	-188.38
Sean Wara	Tier 1 Bank Consortiu	10000935	Integral	3934531	spot	2014.05.07	2014.05.07	America/N	0.87536	USD	CHF	Buy	43,768	2014.05.08	173.04
Sean Wara	Tier 1 Bank Consortiu	10000935	Integral	3969340	spot	2014.05.08	2014.05.08	America/N	0.94024	NZD	CAD	Sell	94024	2014.05.09	337.97
Sean Wara	Tier 1 Bank Consortiu	10000935	Integral	3969341	spot	2014.05.08	2014.05.08	America/N	0.94032	NZD	CAD	Sell	94032	2014.05.09	344.44
Sean Wara	Tier 1 Bank Consortiu	10000935	Integral	3934510	spot	2014.05.07	2014.05.07	America/N	1.6965	GBP	USD	Sell	169,650	2014.05.09	316
Sean Wara	Tier 1 Bank Consortiu	10000935	Integral	3934518	spot	2014.05.07	2014.05.07	America/N	1.69665	GBP	USD	Buy	84,832.50	2014.05.09	-176.5
Sean Wara	Tier 1 Bank Consortiu	10000935	Integral	3934522	spot	2014.05.07	2014.05.07	America/N	1.69652	GBP	USD	Sell	84,826	2014.05.09	158.5
Sean Wara	Tier 1 Bank Consortiu	10000935	Integral	3830418	spot	2014.05.05	2014.05.05	America/N	0.86657	NZD	USD	Sell	51,994.20	2014.05.09	307.8
Sean Wara	Tier 1 Bank Consortiu	10000935	Integral	3979322	spot	2014.05.09	2014.05.09	America/N	1.83432	GBP	CAD	Buy	91,716	2014.05.13	277.34
Sean Wara	Tier 1 Bank Consortiu	10000935	Integral	4023207	spot	2014.05.12	2014.05.12	America/N	1.46909	EUR	AUD	Sell	146,909	2014.05.14	949.91
Sean Wara	Tier 1 Bank Consortiu	10000935	Integral	4023203	spot	2014.05.12	2014.05.12	America/N	1.49748	GBP	CHF	Sell	149748	2014.05.14	616.74
Sean Wara	Tier 1 Bank Consortiu	10000935	Integral	4023204	spot	2014.05.12	2014.05.12	America/N	1.49773	GBP	CHF	Buy	74,886.50	2014.05.14	-330.33
Sean Wara	Tier 1 Bank Consortiu	10000935	Integral	4023205	spot	2014.05.12	2014.05.12	America/N	1.49752	GBP	CHF	Sell	74,876	2014.05.14	302.2
Sean Wara	Tier 1 Bank Consortiu	10000935	Integral	4023206	spot	2014.05.12	2014.05.12	America/N	1.46925	EUR	AUD	Buy	146925	2014.05.20	432.52
Sean Wara	Tier 1 Bank Consortiu	10000935	Integral	4062281	spot	2014.05.14	2014.05.14	America/N	1.45876	EUR	AUD	Sell	72,938	2014.05.20	-710.28
Sean Wara	Tier 1 Bank Consortiu	10000935	Integral	4062283	spot	2014.05.14	2014.05.14	America/N	1.45898	EUR	AUD	Buy	72,949	2014.05.20	692.91
Sean Wara	Tier 1 Bank Consortiu	10000935	Integral	4003420	spot	2014.05.09	2014.05.09	America/N	0.86115	NZD	USD	Sell	51,669	2014.05.20	201
Sean Wara	Tier 1 Bank Consortiu	10000935	Integral	4033262	spot	2014.05.13	2014.05.13	America/N	1.84066	GBP	CAD	Buy	92,033	2014.05.21	131.52
Sean Wara	Tier 1 Bank Consortiu	10000935	Integral	3978527	spot	2014.05.09	2014.05.09	America/N	0.93593	NZD	CAD	Sell	93593	2014.05.23	546.9
Sean Wara	Tier 1 Bank Consortiu	10000935	Integral	3978528	spot	2014.05.09	2014.05.09	America/N	0.93593	NZD	CAD	Sell	93593	2014.05.23	547.82
Sean Wara	Tier 1 Bank Consortiu	10000935	Integral	4023195	spot	2014.05.12	2014.05.12	America/N	0.81552	EUR	GBP	Sell	40,776	2014.05.27	400.94
Sean Wara	Tier 1 Bank Consortiu	10000935	Integral	4268573	spot	2014.05.23	2014.05.23	America/N	0.92968	NZD	CAD	Sell	92968	2014.05.27	276.7
Sean Wara	Tier 1 Bank Consortiu	10000935	Integral	4268574	spot	2014.05.23	2014.05.23	America/N	0.92969	NZD	CAD	Sell	92969	2014.05.27	279.47
Sean Wara	Tier 1 Bank Consortiu	10000935	Integral	4187857	spot	2014.05.20	2014.05.20	America/N	0.85761	NZD	USD	Sell	51,456.60	2014.05.27	237
Sean Wara	Tier 1 Bank Consortiu	10000935	Integral	4211183	spot	2014.05.21	2014.05.21	America/N	0.80968	EUR	GBP	Buy	80968	2014.05.28	522.49
Sean Wara	Tier 1 Bank Consortiu	10000935	Integral	4211194	spot	2014.05.21	2014.05.21	America/N	0.80956	EUR	GBP	Sell	40,478	2014.05.28	-279.71
Sean Wara	Tier 1 Bank Consortiu	10000935	Integral	4211196	spot	2014.05.21	2014.05.21	America/N	0.80968	EUR	GBP	Buy	80968	2014.05.28	256.24
Sean Wara	Tier 1 Bank Consortiu	10000935	Integral	4298269	spot	2014.05.27	2014.05.27	America/N	0.92637	NZD	CAD	Sell	92637	2014.05.28	384.06
Sean Wara	Tier 1 Bank Consortiu	10000935	Integral	4298270	spot	2014.05.27	2014.05.27	America/N	0.92637	NZD	CAD	Sell	92637	2014.05.28	383.14
Sean Wara	Tier 1 Bank Consortiu	10000935	Integral	4306302	spot	2014.05.27	2014.05.27	America/N	0.85349	NZD	USD	Sell	51,209.40	2014.05.28	247.8
Sean Wara	Tier 1 Bank Consortiu	10000935	Integral	3725364	spot	2014.04.29	2014.04.29	America/N	0.85455	NZD	USD	Sell	85455	2014.05.28	519
Sean Wara	Tier 1 Bank Consortiu	10000935	Integral	3725367	spot	2014.04.29	2014.04.29	America/N	0.85455	NZD	USD	Sell	85455	2014.05.28	519
Sean Wara	Tier 1 Bank Consortiu	10000935	Integral	4283612	spot	2014.05.26	2014.05.26	America/N	1.50666	GBP	CHF	Sell	########	2014.05.29	599.85
Sean Wara	Tier 1 Bank Consortiu	10000935	Integral	4283617	spot	2014.05.26	2014.05.26	America/N	1.5069	GBP	CHF	Buy	75,345	2014.05.29	-317.28
Sean Wara	Tier 1 Bank Consortiu	10000935	Integral	4283618	spot	2014.05.26	2014.05.26	America/N	1.50665	GBP	CHF	Sell	75,332.50	2014.05.29	270.99
Sean Wara	Tier 1 Bank Consortiu	10000935	Integral	3946491	spot	2014.05.08	2014.05.08	America/N	1.08271	AUD	NZD	Buy	54,135.50	2014.05.29	394.17
Sean Wara	Tier 1 Bank Consortiu	10000935	Integral	3188910	spot	2014.04.04	2014.04.04	America/N	1.81942	GBP	CAD	Sell	90,971	2014.05.29	358.33
Sean Wara	Tier 1 Bank Consortiu	10000935	Integral	4320710	spot	2014.05.28	2014.05.28	America/N	0.9219	NZD	CAD	Sell	92190	2014.05.29	348.58

Sean Wara	Tier 1 Bank Consortiu	10000935	Integral	4320766	spot	2014.05.28	2014.05.28	America/N	0.92189	NZD	CAD	Sell	92189	2014.05.29	346.73
Sean Wara	Tier 1 Bank Consortiu	10000935	Integral	4320787	spot	2014.05.28	2014.05.28	America/N	0.84919	NZD	USD	Sell	50,951.40	2014.05.29	152.4
Sean Wara	Tier 1 Bank Consortiu	10000935	Integral	4320800	spot	2014.05.28	2014.05.28	America/N	0.84919	NZD	USD	Sell	84919	2014.05.29	242
Sean Wara	Tier 1 Bank Consortiu	10000935	Integral	4320803	spot	2014.05.28	2014.05.28	America/N	0.84919	NZD	USD	Sell	84919	2014.05.29	240
Sean Wara	Tier 1 Bank Consortiu	10000935	Integral	4355193	spot	2014.05.29	2014.05.29	America/N	0.84662	NZD	USD	Sell	84662	2014.06.04	464
Sean Wara	Tier 1 Bank Consortiu	10000935	Integral	4355194	spot	2014.05.29	2014.05.29	America/N	0.84662	NZD	USD	Sell	84662	2014.06.04	463
Sean Wara	Tier 1 Bank Consortiu	10000935	Integral	4355189	spot	2014.05.29	2014.05.29	America/N	0.84656	NZD	USD	Sell	50,793.60	2014.06.04	273.6
Sean Wara	Tier 1 Bank Consortiu	10000935	Integral	3699896	spot	2014.05.28	2014.04.28	America/N	1.96992	GBP	NZD	Buy	########	2014.06.04	1076.33
Sean Wara	Tier 1 Bank Consortiu	10000935	Integral	4338127	spot	2014.05.29	2014.05.29	America/N	1.09337	AUD	NZD	Buy	54,668.50	2014.06.04	405.72
Sean Wara	Tier 1 Bank Consortiu	10000935	Integral	4432464	spot	2014.06.04	2014.06.04	America/N	1.98634	GBP	NZD	Buy	########	2014.06.04	376.17
Sean Wara	Tier 1 Bank Consortiu	10000935	Integral	4399987	spot	2014.06.02	2014.06.02	America/N	0.89937	USD	CHF	Sell	89937	2014.06.06	899.76
Sean Wara	Tier 1 Bank Consortiu	10000935	Integral	4399990	spot	2014.06.02	2014.06.02	America/N	0.89952	USD	CHF	Buy	53,971.20	2014.06.06	-562.86
Sean Wara	Tier 1 Bank Consortiu	10000935	Integral	4399991	spot	2014.06.02	2014.06.02	America/N	0.89937	USD	CHF	Sell	89937	2014.06.06	536.46
Sean Wara	Tier 1 Bank Consortiu	10000935	Integral	4477387	spot	2014.06.05	2014.06.05	America/N	0.81006	EUR	GBP	Buy	81006	2014.06.06	408.56
Sean Wara	Tier 1 Bank Consortiu	10000935	Integral	4528420	spot	2014.06.09	2014.06.09	America/N	172.141	GBP	JPY	Sell	172141	2014.06.10	646.57
Sean Wara	Tier 1 Bank Consortiu	10000935	Integral	4528423	spot	2014.06.09	2014.06.09	America/N	172.164	GBP	JPY	Buy	8,608,200	2014.06.10	-350.2
Sean Wara	Tier 1 Bank Consortiu	10000935	Integral	4528424	spot	2014.06.09	2014.06.09	America/N	172.141	GBP	JPY	Sell	8,607,050	2014.06.10	322.31
Sean Wara	Tier 1 Bank Consortiu	10000935	Integral	4338129	spot	2014.05.29	2014.05.29	America/N	1.0931	AUD	NZD	Sell	54,655	2014.06.12	384.16
Sean Wara	Tier 1 Bank Consortiu	10000935	Integral	4556370	spot	2014.06.10	2014.06.10	America/N	1.50694	GBP	CHF	Buy	75,347	2014.06.12	394.01
Sean Wara	Tier 1 Bank Consortiu	10000935	Integral	4322075	spot	2014.05.28	2014.05.28	America/N	0.81254	EUR	GBP	Sell	32,501.60	2014.06.12	645.21
Sean Wara	Tier 1 Bank Consortiu	10000935	Integral	4601109	spot	2014.06.12	2014.06.12	America/N	0.80405	EUR	GBP	Sell	80405	2014.06.12	179.04
Sean Wara	Tier 1 Bank Consortiu	10000935	Integral	4601112	spot	2014.06.12	2014.06.12	America/N	0.80405	EUR	GBP	Sell	40,202.50	2014.06.12	89.52
Sean Wara	Tier 1 Bank Consortiu	10000935	Integral	4440789	spot	2014.06.04	2014.06.04	America/N	1.99224	GBP	NZD	Buy	########	2014.06.12	-3126.97
Sean Wara	Tier 1 Bank Consortiu	10000935	Integral	4023194	spot	2014.05.12	2014.05.12	America/N	0.81566	EUR	GBP	Buy	-2544.14	2014.06.12	-2544.14
Sean Wara	Tier 1 Bank Consortiu	10000935	Integral	4355170	spot	2014.05.29	2014.05.29	America/N	0.91783	NZD	CAD	Sell	91783	2014.06.12	-2381.35
Sean Wara	Tier 1 Bank Consortiu	10000935	Integral	4432417	spot	2014.06.04	2014.06.04	America/N	0.84183	NZD	USD	Sell	84183	2014.06.12	-2739
Sean Wara	Tier 1 Bank Consortiu	10000935	Integral	4432418	spot	2014.06.04	2014.06.04	America/N	0.84184	NZD	USD	Sell	84184	2014.06.12	-2740
Sean Wara	Tier 1 Bank Consortiu	10000935	Integral	2764358	spot	2014.03.1	2014.03.19	America/N	0.96437	NZD	CAD	Buy	96437	2014.06.12	-1945.86
Sean Wara	Tier 1 Bank Consortiu	10000935	Integral	2764544	spot	2014.03.1	2014.03.19	America/N	0.96362	NZD	CAD	Buy	96362	2014.06.12	-1875.84
Sean Wara	Tier 1 Bank Consortiu	10000935	Integral	3023005	spot	2014.03.3	2014.03.31	America/N	1.92016	GBP	NZD	Sell	########	2014.06.12	-1941.49
Sean Wara	Tier 1 Bank Consortiu	10000935	Integral	4355171	spot	2014.05.2	2014.05.29	America/N	0.91783	NZD	CAD	Sell	91783	2014.06.12	-2381.35
Sean Wara	Tier 1 Bank Consortiu	10000935	Integral	4432424	spot	2014.06.04	2014.06.04	America/N	0.84186	NZD	USD	Sell	50,511.60	2014.06.12	-1642.8
Sean Wara	Tier 1 Bank Consortiu	10000935	Integral	4528258	spot	2014.06.09	2014.06.09	America/N	0.81007	EUR	GBP	Buy	81007	2014.06.12	-1601.44
Sean Wara	Tier 1 Bank Consortiu	10000935	Integral	4556368	spot	2014.06.10	2014.06.10	America/N	1.50668	GBP	CHF	Sell	150668	2014.06.12	-1562.93
Sean Wara	Tier 1 Bank Consortiu	10000935	Integral	3902413	spot	2014.05.06	2014.05.06	America/N	0.87635	NZD	USD	Buy	87635	2014.06.13	-770
Sean Wara	Tier 1 Bank Consortiu	10000935	Integral	4528299	spot	2014.06.09	2014.06.09	America/N	0.80996	EUR	GBP	Sell	32,398.40	2014.06.13	647.45
Sean Wara	Tier 1 Bank Consortiu	10000935	Integral	4440823	spot	2014.06.04	2014.06.04	America/N	1.10231	AUD	NZD	Buy	33,069.30	2014.06.13	-420.65
Sean Wara	Tier 1 Bank Consortiu	10000935	Integral	4440824	spot	2014.06.04	2014.06.04	America/N	1.10197	AUD	NZD	Sell	33,059.10	2014.06.13	403.52
Sean Wara	Tier 1 Bank Consortiu	10000935	Integral	4023196	spot	2014.05.12	2014.05.12	America/N	0.81566	EUR	GBP	Buy	40,783	2014.06.17	-1405.21
Sean Wara	Tier 1 Bank Consortiu	10000935	Integral	4355160	spot	2014.05.29	2014.05.29	America/N	1.81144	GBP	CAD	Sell	90,572	2014.06.17	-1534.98
Sean Wara	Tier 1 Bank Consortiu	10000935	Integral	2652686	spot	2014.03.14	2014.03.14	America/N	1.05516	AUD	NZD	Sell	52,758	2014.06.17	-1078.57
Sean Wara	Tier 1 Bank Consortiu	10000935	Integral	3023019	spot	2014.03.31	2014.03.31	America/N	1.92016	GBP	NZD	Sell	76,806.40	2014.06.17	-1374.71
Sean Wara	Tier 1 Bank Consortiu	10000935	Integral	3902415	spot	2014.05.06	2014.05.06	America/N	0.87637	NZD	USD	Buy	87637	2014.06.17	-980
Sean Wara	Tier 1 Bank Consortiu	10000935	Integral	4556377	spot	2014.06.10	2014.06.10	America/N	1.50668	GBP	CHF	Sell	75,334	2014.06.17	-1049.75
Sean Wara	Tier 1 Bank Consortiu	10000935	Integral	4322077	spot	2014.05.28	2014.05.28	America/N	0.81267	EUR	GBP	Buy	32,506.80	2014.06.17	-921.83
Sean Wara	Tier 1 Bank Consortiu	10000935	Integral	4580850	spot	2014.06.11	2014.06.11	America/N	1.09674	AUD	NZD	Buy	54,837	2014.06.17	-754.7
Sean Wara	Tier 1 Bank Consortiu	10000935	Integral	4528304	spot	2014.06.09	2014.06.09	America/N	0.8101	EUR	GBP	Buy	32,404	2014.06.17	-748.67
Sean Wara	Tier 1 Bank Consortiu	10000935	Integral	3902427	spot	2014.05.06	2014.05.06	America/N	0.87645	NZD	USD	Buy	52,587	2014.06.17	-609.6
Sean Wara	Tier 1 Bank Consortiu	10000935	Integral	4580613	spot	2014.06.11	2014.06.11	America/N	1.09645	AUD	NZD	Buy	54,822.50	2014.06.17	-731.58
Sean Wara	Tier 1 Bank Consortiu	10000935	Integral	3699902	spot	2014.04.28	2014.04.28	America/N	1.96993	GBP	NZD	Buy	78,797.20	2014.06.17	-395.37
Sean Wara	Tier 1 Bank Consortiu	10000935	Integral	4613430	spot	2014.06.13	2014.06.13	America/N	0.80023	EUR	GBP	Buy	40,011.50	2014.06.17	-100.09
Sean Wara	Tier 1 Bank Consortiu	10000935	Integral	4614835	spot	2014.06.13	2014.06.13	America/N	0.7992	EUR	GBP	Sell	31,968	2014.06.17	-15.61
Sean Wara	Tier 1 Bank Consortiu	10000935	Integral	4617533	spot	2014.06.13	2014.06.13	America/N	1.52356	GBP	CHF	Sell	30,471.20	2014.06.17	-34.7

Sean Wara	Tier 1 Bank Consortiu	10000935	Integral	4614719	spot	2014.06.13	2014.06.13	America/N	0.79933	EUR	GBP	Sell	39,966.50	2014.06.17	-5.94
Sean Wara	Tier 1 Bank Consortiu	10000935	Integral	4614721	spot	2014.06.13	2014.06.13	America/N	0.79933	EUR	GBP	Sell	31,973.20	2014.06.17	-2.71
Sean Wara	Tier 1 Bank Consortiu	10000935	Integral	4614743	spot	2014.06.13	2014.06.13	America/N	0.79933	EUR	GBP	Sell	39,966.50	2014.06.17	-2.54
Sean Wara	Tier 1 Bank Consortiu	10000935	Integral	4211267	spot	2014.05.21	2014.05.21	America/N	1.8438	GBP	CAD	Buy	92,190	2014.06.17	15.18
Sean Wara	Tier 1 Bank Consortiu	10000935	Integral	4601080	spot	2014.06.12	2014.06.12	America/N	1.08408	AUD	NZD	Sell	54,204	2014.06.17	173.25
Sean Wara	Tier 1 Bank Consortiu	10000935	Integral	4613414	spot	2014.06.13	2014.06.13	America/N	0.86864	NZD	USD	Sell	52,118.40	2014.06.17	138.6
Sean Wara	Tier 1 Bank Consortiu	10000935	Integral	4613413	spot	2014.06.13	2014.06.13	America/N	0.86864	NZD	USD	Sell	86864	2014.06.17	365
Sean Wara	Tier 1 Bank Consortiu	10000935	Integral	4613504	spot	2014.06.13	2014.06.13	America/N	1.5213	GBP	CHF	Buy	76,065	2014.06.17	289.99
Sean Wara	Tier 1 Bank Consortiu	10000935	Integral	4670954	spot	2014.06.17	2014.06.17	America/N	0.79846	EUR	GBP	Buy	7,984.60	2014.06.30	37.15
Sean Wara	Tier 1 Bank Consortiu	10000935	Integral	4670956	spot	2014.06.17	2014.06.17	America/N	0.79832	EUR	GBP	Sell	3,991.60	2014.06.30	-21.39
Sean Wara	Tier 1 Bank Consortiu	10000935	Integral	4670957	spot	2014.06.17	2014.06.17	America/N	0.79845	EUR	GBP	Buy	3,992.25	2014.06.30	18.92
Sean Wara	Tier 1 Bank Consortiu	10000935	Integral	4848142	spot	2014.06.30	2014.06.30	America/N	0.80075	EUR	GBP	Sell	4,003.75	2014.07.02	44.4
Sean Wara	Tier 1 Bank Consortiu	10000935	Integral	4818769	spot	2014.06.26	2014.06.26	America/N	1.0689	USD	CAD	Sell	10,689	2014.07.04	48.6
Sean Wara	Tier 1 Bank Consortiu	10000935	Integral	5080255	spot	2014.07.16	2014.07.16	America/N	0.79148	EUR	GBP	Sell	3,957.40	2014.07.16	18.42
Sean Wara	Tier 1 Bank Consortiu	10000935	Integral	5080256	spot	2014.07.16	2014.07.16	America/N	0.79147	EUR	GBP	Sell	7,914.70	2014.07.16	36.67
Sean Wara	Tier 1 Bank Consortiu	10000935	Integral	5099471	spot	2014.07.17	2014.07.17	America/N	112.99	CHF	JPY	Sell	1,129,900	2014.07.21	8.78
Sean Wara	Tier 1 Bank Consortiu	10000935	Integral	5137289	spot	2014.07.21	2014.07.21	America/N	112.787	CHF	JPY	Sell	1,127,870	2014.07.22	18.41
Sean Wara	Tier 1 Bank Consortiu	10000935	Integral	5171158	spot	2014.07.22	2014.07.22	America/N	0.78937	EUR	GBP	Sell	7,893.70	2014.07.23	1.88
Sean Wara	Tier 1 Bank Consortiu	10000935	Integral	5164568	spot	2014.07.22	2014.07.22	America/N	112.562	CHF	JPY	Sell	1,125,620	2014.07.23	16.17
Sean Wara	Tier 1 Bank Consortiu	10000935	Integral	5199993	spot	2014.07.24	2014.07.24	America/N	1.66546	EUR	SGD	Buy	11,658.22	2014.07.24	28.04
Sean Wara	Tier 1 Bank Consortiu	10000935	Integral	5190949	spot	2014.07.23	2014.07.23	America/N	1.66495	EUR	SGD	Buy	3,329.90	2014.07.24	9.15
Sean Wara	Tier 1 Bank Consortiu	10000935	Integral	5165749	spot	2014.07.22	2014.07.22	America/N	0.78994	EUR	GBP	Buy	7,899.40	2014.07.24	57.02
Sean Wara	Tier 1 Bank Consortiu	10000935	Integral	4774342	spot	2014.06.24	2014.06.24	America/N	1.07407	USD	CAD	Buy	5,370.35	2014.07.24	0.09
Sean Wara	Tier 1 Bank Consortiu	10000935	Integral	4774340	spot	2014.06.24	2014.06.24	America/N	1.07391	USD	CAD	Sell	5,369.55	2014.07.24	-1.58
Sean Wara	Tier 1 Bank Consortiu	10000935	Integral	5136165	spot	2014.07.21	2014.07.21	America/N	1.07383	USD	CAD	Sell	10,738.30	2014.07.24	-10.23
Sean Wara	Tier 1 Bank Consortiu	10000935	Integral	4774334	spot	2014.06.24	2014.06.24	America/N	1.07406	USD	CAD	Buy	10,740.60	2014.07.24	6.51
Sean Wara	Tier 1 Bank Consortiu	10000935	Integral	5177381	spot	2014.07.23	2014.07.23	America/N	112.376	CHF	JPY	Sell	1,123,760	2014.07.24	-47.42
Sean Wara	Tier 1 Bank Consortiu	10000935	Integral	5080546	spot	2014.07.1	2014.07.1	America/N	113.521	CHF	JPY	Buy	1,135,210	2014.07.2	-67.16
Sean Wara	Tier 1 Bank Consortiu	10000935	Integral	5215298	spot	2014.07.24	2014.07.24	America/N	1.67053	EUR	SGD	Sell	6,682.12	2014.07.25	11.15
Sean Wara	Tier 1 Bank Consortiu	10000935	Integral	5214069	spot	2014.07.24	2014.07.24	America/N	0.79343	EUR	GBP	Buy	7,934.30	2014.07.28	-41.42
Sean Wara	Tier 1 Bank Consortiu	10000935	Integral	5200072	spot	2014.07.24	2014.07.24	America/N	0.78951	EUR	GBP	Sell	7,895.10	2014.07.28	-28.69
Sean Wara	Tier 1 Bank Consortiu	10000935	Integral	5231717	spot	2014.07.25	2014.07.25	America/N	1.66675	EUR	SGD	Sell	15,000.75	2014.07.28	1.96
Sean Wara	Tier 1 Bank Consortiu	10000935	Integral	5218499	spot	2014.07.25	2014.07.25	America/N	10.53575	GBP	NOK	Sell	52,678.75	2014.07.29	-33.71
Sean Wara	Tier 1 Bank Consortiu	10000935	Integral	5231808	spot	2014.07.25	2014.07.25	America/N	1.66696	EUR	SGD	Sell	15,002.64	2014.07.29	-17.6
Sean Wara	Tier 1 Bank Consortiu	10000935	Integral	5215149	spot	2014.07.24	2014.07.24	America/N	1.8256	GBP	CAD	Buy	9,128	2014.07.29	41.71
Sean Wara	Tier 1 Bank Consortiu	10000935	Integral	5231787	spot	2014.07.25	2014.07.25	America/N	1.66693	EUR	SGD	Sell	6,667.72	2014.07.29	-0.09
Sean Wara	Tier 1 Bank Consortiu	10000935	Integral	5215299	spot	2014.07.24	2014.07.24	America/N	1.67097	EUR	SGD	Buy	6,683.88	2014.07.29	-14.54
Sean Wara	Tier 1 Bank Consortiu	10000935	Integral	5190951	spot	2014.07.23	2014.07.23	America/N	1.70364	GBP	USD	Buy	3,407.28	2014.07.30	-26.78
Sean Wara	Tier 1 Bank Consortiu	10000935	Integral	5190953	spot	2014.07.23	2014.07.23	America/N	1.70351	GBP	USD	Sell	3,407.02	2014.07.30	26.26
Sean Wara	Tier 1 Bank Consortiu	10000935	Integral	5177375	spot	2014.07.23	2014.07.23	America/N	0.78861	EUR	GBP	Sell	3,943.05	2014.07.31	-33.85
Sean Wara	Tier 1 Bank Consortiu	10000935	Integral	4848143	spot	2014.06.30	2014.06.30	America/N	0.80088	EUR	GBP	Buy	4,004.40	2014.07.31	-70.4
Sean Wara	Tier 1 Bank Consortiu	10000935	Integral	5250510	spot	2014.07.29	2014.07.29	America/N	1.8349	GBP	CAD	Buy	9,174.50	2014.08.01	30.44
Sean Wara	Tier 1 Bank Consortiu	10000935	Integral	5262172	spot	2014.07.29	2014.07.29	America/N	1.6669	EUR	SGD	Buy	8,334.50	2014.08.01	29.84
Sean Wara	Tier 1 Bank Consortiu	10000935	Integral	5305834	spot	2014.08.01	2014.08.01	America/N	1.84194	GBP	CAD	Buy	9,209.70	2014.08.05	32.29
Sean Wara	Tier 1 Bank Consortiu	10000935	Integral	5215168	spot	2014.07.24	2014.07.24	America/N	1.67127	EUR	SGD	Buy	15,041.43	2014.08.06	-17.59
Sean Wara	Tier 1 Bank Consortiu	10000935	Integral	5262174	spot	2014.07.29	2014.07.29	America/N	1.66653	EUR	SGD	Sell	14,998.77	2014.08.06	-19.75
Sean Wara	Tier 1 Bank Consortiu	10000935	Integral	5340095	spot	2014.08.04	2014.08.04	America/N	1.67217	EUR	SGD	Buy	8,360.85	2014.08.06	-13.58
Sean Wara	Tier 1 Bank Consortiu	10000935	Integral	5215158	spot	2014.07.24	2014.07.24	America/N	1.67117	EUR	SGD	Buy	15,040.53	2014.08.08	44.68
Sean Wara	Tier 1 Bank Consortiu	10000935	Integral	5339766	spot	2014.08.04	2014.08.04	America/N	0.797	EUR	GBP	Buy	3,985	2014.08.08	20.71
Sean Wara	Tier 1 Bank Consortiu	10000935	Integral	5339767	spot	2014.08.04	2014.08.04	America/N	0.79686	EUR	GBP	Sell	3,984.30	2014.08.08	-23.06
Sean Wara	Tier 1 Bank Consortiu	10000935	Integral	5340096	spot	2014.08.04	2014.08.04	America/N	1.67172	EUR	SGD	Sell	3,343.44	2014.08.08	-9.75
Sean Wara	Tier 1 Bank Consortiu	10000935	Integral	5340098	spot	2014.08.04	2014.08.04	America/N	1.67212	EUR	SGD	Buy	3,344.24	2014.08.0	8.33
Sean Wara	Tier 1 Bank Consortiu	10000935	Integral	5446285	spot	2014.08.1	2014.08.13	America/N	0.92064	NZD	CAD	Buy	6,444.48	2014.08.13	26.01

Sean Wara	Tier 1 Bank Consortiu	10000935	Integral	5446286	spot	2014.08.13	2014.08.13	America/N	0.92037	NZD	CAD	Sell	2,761.11	2014.08.13	-12.6
Sean Wara	Tier 1 Bank Consortiu	10000935	Integral	5446287	spot	2014.08.13	2014.08.13	America/N	0.92062	NZD	CAD	Buy	2,761.86	2014.08.13	11.2
Sean Wara	Tier 1 Bank Consortiu	10000935	Integral	5422604	spot	2014.08.11	2014.08.11	America/N	1.09736	USD	CAD	Buy	7,681.52	2014.08.14	-52.51
Sean Wara	Tier 1 Bank Consortiu	10000935	Integral	5422605	spot	2014.08.11	2014.08.11	America/N	1.09718	USD	CAD	Sell	7,680.26	2014.08.14	50.31
Sean Wara	Tier 1 Bank Consortiu	10000935	Integral	5467647	spot	2014.08.14	2014.08.14	America/N	1.66923	EUR	SGD	Sell	9,127.15	2014.08.15	19.96
Sean Wara	Tier 1 Bank Consortiu	10000935	Integral	5215152	spot	2014.07.24	2014.07.24	America/N	1.82543	GBP	CAD	Sell	9,127.15	2014.08.18	23.05
Sean Wara	Tier 1 Bank Consortiu	10000935	Integral	5509693	spot	2014.08.18	2014.08.18	America/N	1.66548	EUR	SGD	Sell	6,661.92	2014.08.18	11.12
Sean Wara	Tier 1 Bank Consortiu	10000935	Integral	5512758	spot	2014.08.18	2014.08.18	America/N	1.66153	EUR	SGD	Sell	6,646.12	2014.08.22	12.81
Sean Wara	Tier 1 Bank Consortiu	10000935	Integral	5528554	spot	2014.08.19	2014.08.19	America/N	1.66038	EUR	SGD	Sell	13,283.04	2014.08.22	21.47
Sean Wara	Tier 1 Bank Consortiu	10000935	Integral	5509669	spot	2014.08.18	2014.08.18	America/N	1.21101	EUR	CHF	Buy	3,633.03	2014.08.22	-3.61
Sean Wara	Tier 1 Bank Consortiu	10000935	Integral	5585238	spot	2014.08.22	2014.08.22	America/N	1.65355	EUR	SGD	Buy	8,267.75	2014.08.25	-7.28
Sean Wara	Tier 1 Bank Consortiu	10000935	Integral	5509671	spot	2014.08.18	2014.08.18	America/N	1.21084	EUR	CHF	Sell	3,632.52	2014.08.25	7.7
Sean Wara	Tier 1 Bank Consortiu	10000935	Integral	5509676	spot	2014.08.18	2014.08.18	America/N	1.21103	EUR	CHF	Buy	3,633.09	2014.08.25	-11.87
Sean Wara	Tier 1 Bank Consortiu	10000935	Integral	5592381	spot	2014.08.25	2014.08.25	America/N	1.6523	EUR	SGD	Sell	4,956.90	2014.08.2	5.47
Sean Wara	Tier 1 Bank Consortiu	10000935	Integral	5592382	spot	2014.08.25	2014.08.25	America/N	1.65272	EUR	SGD	Buy	4,958.16	2014.08.25	-8.02
Sean Wara	Tier 1 Bank Consortiu	10000935	Integral	5592380	spot	2014.08.25	2014.08.25	America/N	1.65272	EUR	SGD	Buy	4,958.16	2014.08.25	-8.38
Sean Wara	Tier 1 Bank Consortiu	10000935	Integral	5592441	spot	2014.08.25	2014.08.25	America/N	1.65203	EUR	SGD	Sell	6,608.12	2014.08.26	16.06
Sean Wara	Tier 1 Bank Consortiu	10000935	Integral	5601196	spot	2014.08.25	2014.08.25	America/N	1.64938	EUR	SGD	Sell	13,195.04	2014.08.27	25.67
Sean Wara	Tier 1 Bank Consortiu	10000935	Integral	5366037	spot	2014.08.06	2014.08.06	America/N	1.85043	GBP	CAD	Buy	9,252.15	2014.08.28	-239.77
Sean Wara	Tier 1 Bank Consortiu	10000935	Integral	5467642	spot	2014.08.14	2014.08.14	America/N	1.66972	EUR	SGD	Buy	13,357.76	2014.08.28	-154.65
Sean Wara	Tier 1 Bank Consortiu	10000935	Integral	4848137	spot	2014.06.30	2014.06.30	America/N	0.80086	EUR	GBP	Buy	8,008.60	2014.08.28	-102.97
Sean Wara	Tier 1 Bank Consortiu	10000935	Integral	5177370	spot	2014.07.23	2014.07.23	America/N	0.78861	EUR	GBP	Sell	7,886.10	2014.08.28	-107.31
Sean Wara	Tier 1 Bank Consortiu	10000935	Integral	5467649	spot	2014.08.14	2014.08.14	America/N	1.66972	EUR	SGD	Buy	6,678.88	2014.08.28	-77.65
Sean Wara	Tier 1 Bank Consortiu	10000935	Integral	5502542	spot	2014.08.18	2014.08.18	America/N	1.82045	GBP	CAD	Buy	5,461.35	2014.08.28	-61.18
Sean Wara	Tier 1 Bank Consortiu	10000935	Integral	5620865	spot	2014.08.27	2014.08.27	America/N	1.64286	EUR	SGD	Sell	13,142.88	2014.08.28	-26
Sean Wara	Tier 1 Bank Consortiu	10000935	Integral	5601239	spot	2014.08.25	2014.08.25	America/N	104.017	USD	JPY	Buy	312,051	2014.08.28	-8.88
Sean Wara	Tier 1 Bank Consortiu	10000935	Integral	5620864	spot	2014.08.27	2014.08.27	America/N	1.64292	EUR	SGD	Sell	6,571.68	2014.08.28	-12.97
Sean Wara	Tier 1 Bank Consortiu	10000935	Integral	5641674	spot	2014.08.28	2014.08.28	America/N	1.20708	EUR	CHF	Buy	2,414.16	2014.08.28	-3.37
Sean Wara	Tier 1 Bank Consortiu	10000935	Integral	5641705	spot	2014.08.28	2014.08.28	America/N	2.0693	GBP	SGD	Buy	4,138.60	2014.08.28	1.65
Sean Wara	Tier 1 Bank Consortiu	10000935	Integral	5641712	spot	2014.08.28	2014.08.28	America/N	2.06886	GBP	SGD	Sell	2,068.86	2014.08.28	-3.05
Sean Wara	Tier 1 Bank Consortiu	10000935	Integral	5641714	spot	2014.08.28	2014.08.28	America/N	2.0694	GBP	SGD	Buy	2,069.40	2014.08.28	0.74
Sean Wara	Tier 1 Bank Consortiu	10000935	Integral	5502545	spot	2014.08.18	2014.08.18	America/N	1.81991	GBP	CAD	Sell	5,459.73	2014.08.28	55.45
Sean Wara	Tier 1 Bank Consortiu	10000935	Integral	5601237	spot	2014.08.25	2014.08.25	America/N	104.003	USD	JPY	Sell	312,009	2014.08.28	7.52
Sean Wara	Tier 1 Bank Consortiu	10000935	Integral	5502540	spot	2014.08.18	2014.08.18	America/N	1.81989	GBP	CAD	Sell	9,099.45	2014.08.28	92.32
Sean Wara	Tier 1 Bank Consortiu	10000935	Integral	5672610	spot	2014.09.01	2014.09.01	America/N	104.162	USD	JPY	Buy	104,162	2014.09.02	8.02
Sean Wara	Tier 1 Bank Consortiu	10000935	Integral	5683502	spot	2014.09.01	2014.09.01	America/N	1.64095	EUR	SGD	Buy	1,640.95	2014.09.02	3.53
Sean Wara	Tier 1 Bank Consortiu	10000935	Integral	5683484	spot	2014.09.01	2014.09.01	America/N	1.64097	EUR	SGD	Buy	1,640.97	2014.09.02	3.53
Sean Wara	Tier 1 Bank Consortiu	10000935	Integral	5683501	spot	2014.09.01	2014.09.01	America/N	1.64063	EUR	SGD	Sell	1,640.63	2014.09.02	-4.1
Sean Wara	Tier 1 Bank Consortiu	10000935	Integral	5672710	spot	2014.09.01	2014.09.01	America/N	1.80342	GBP	CAD	Buy	1,803.42	2014.09.03	-9.97
Sean Wara	Tier 1 Bank Consortiu	10000935	Integral	5672711	spot	2014.09.01	2014.09.01	America/N	1.80308	GBP	CAD	Sell	1,803.08	2014.09.03	9.47
Sean Wara	Tier 1 Bank Consortiu	10000935	Integral	5725400	spot	2014.09.03	2014.09.03	America/N	0.79889	EUR	GBP	Buy	798.89	2014.09.03	-0.36
Sean Wara	Tier 1 Bank Consortiu	10000935	Integral	5673034	spot	2014.09.01	2014.09.01	America/N	1.80467	GBP	CAD	Buy	1,804.67	2014.09.04	-25.99
Sean Wara	Tier 1 Bank Consortiu	10000935	Integral	5672705	spot	2014.09.01	2014.09.01	America/N	1.80301	GBP	CAD	Sell	1,803.01	2014.09.04	24.25
Sean Wara	Tier 1 Bank Consortiu	10000935	Integral	5701804	spot	2014.09.02	2014.09.02	America/N	105.096	USD	JPY	Buy	105,096	2014.09.05	2.9
Sean Wara	Tier 1 Bank Consortiu	10000935	Integral	5754150	spot	2014.09.04	2014.09.04	America/N	1.62445	EUR	SGD	Buy	3,248.90	2014.09.05	-2.42
Sean Wara	Tier 1 Bank Consortiu	10000935	Integral	5702466	spot	2014.09.02	2014.09.02	America/N	105.104	USD	JPY	Sell	105,104	2014.09.05	0.7
Sean Wara	Tier 1 Bank Consortiu	10000935	Integral	5702463	spot	2014.09.02	2014.09.02	America/N	105.118	USD	JPY	Buy	105,118	2014.09.05	-0.95
Sean Wara	Tier 1 Bank Consortiu	10000935	Integral	5725402	spot	2014.09.03	2014.09.03	America/N	0.79888	EUR	GBP	Buy	798.88	2014.09.08	3.05
Sean Wara	Tier 1 Bank Consortiu	10000935	Integral	5725401	spot	2014.09.03	2014.09.03	America/N	0.79875	EUR	GBP	Sell	798.75	2014.09.08	-3.49
Sean Wara	Tier 1 Bank Consortiu	10000935	Integral	5758119	spot	2014.09.05	2014.09.05	America/N	105.543	USD	JPY	Buy	105,543	2014.09.09	5.25
Sean Wara	Tier 1 Bank Consortiu	10000935	Integral	5758053	spot	2014.09.05	2014.09.05	America/N	105.571	USD	JPY	Buy	211,142	2014.09.09	11.85
Sean Wara	Tier 1 Bank Consortiu	10000935	Integral	5754160	spot	2014.09.04	2014.09.04	America/N	1.62403	EUR	SGD	Sell	1,624.03	2014.09.09	-4.46
Sean Wara	Tier 1 Bank Consortiu	10000935	Integral	5754163	spot	2014.09.04	2014.09.04	America/N	1.62458	EUR	SGD	Buy	1,624.58	2014.09.09	3.69

Sean Wara	Tier 1 Bank Consortiu	10000935	Integral	5792258	spot	2014.09.08	2014.09.08	America/N	106.035	USD	JPY	Buy	106035	2014.09.11	9.02
Sean Wara	Tier 1 Bank Consortiu	10000935	Integral	5812048	spot	2014.09.09	2014.09.09	America/N	106.203	USD	JPY	Buy	106203	2014.09.12	9.31
Sean Wara	Tier 1 Bank Consortiu	10000935	Integral	5812035	spot	2014.09.09	2014.09.09	America/N	106.219	USD	JPY	Buy	212,438	2014.09.12	20.15
Sean Wara	Tier 1 Bank Consortiu	10000935	Integral	5814013	spot	2014.09.09	2014.09.09	America/N	171.083	GBP	JPY	Buy	171083	2014.09.17	33.11
Sean Wara	Tier 1 Bank Consortiu	10000935	Integral	5922275	spot	2014.09.17	2014.09.17	America/N	174.898	GBP	JPY	Buy	174898	2014.09.17	3.76
Sean Wara	Tier 1 Bank Consortiu	10000935	Integral	5920152	spot	2014.09.17	2014.09.17	America/N	174.652	GBP	JPY	Buy	174652	2014.09.17	6.97
Sean Wara	Tier 1 Bank Consortiu	10000935	Integral	5859966	spot	2014.09.11	2014.09.11	America/N	106.943	USD	JPY	Buy	106943	2014.09.17	4.75
Sean Wara	Tier 1 Bank Consortiu	10000935	Integral	5812031	spot	2014.09.09	2014.09.09	America/N	106.208	USD	JPY	Buy	212,416	2014.09.17	25.87
Sean Wara	Tier 1 Bank Consortiu	10000935	Integral	5920214	spot	2014.09.17	2014.09.17	America/N	107.219	USD	JPY	Buy	107219	2014.09.17	3.54
Sean Wara	Tier 1 Bank Consortiu	10000935	Integral	5859789	spot	2014.09.11	2014.09.11	America/N	106.941	USD	JPY	Buy	106941	2014.09.17	6.3
Sean Wara	Tier 1 Bank Consortiu	10000935	Integral	5859793	spot	2014.09.11	2014.09.11	America/N	106.928	USD	JPY	Sell	106928	2014.09.17	-6.56
Sean Wara	Tier 1 Bank Consortiu	10000935	Integral	5930232	spot	2014.09.17	2014.09.17	America/N	107.647	USD	JPY	Buy	215,294	2014.09.17	6.7
Sean Wara	Tier 1 Bank Consortiu	10000935	Integral	5930229	spot	2014.09.17	2014.09.17	America/N	107.64	USD	JPY	Buy	107640	2014.09.17	4.24
Sean Wara	Tier 1 Bank Consortiu	10000935	Integral	5930234	spot	2014.09.17	2014.09.17	America/N	107.642	USD	JPY	Buy	215,284	2014.09.17	8.44
Sean Wara	Tier 1 Bank Consortiu	10000935	Integral	5942305	spot	2014.09.18	2014.09.18	America/N	108.682	USD	JPY	Buy	108682	2014.09.18	-0.19
Sean Wara	Tier 1 Bank Consortiu	10000935	Integral	5942306	spot	2014.09.18	2014.09.18	America/N	108.668	USD	JPY	Sell	108668	2014.09.18	-0.07
Sean Wara	Tier 1 Bank Consortiu	10000935	Integral	5930199	spot	2014.09.17	2014.09.17	America/N	175.719	GBP	JPY	Buy	175719	2014.09.18	11.77
Sean Wara	Tier 1 Bank Consortiu	10000935	Integral	5928082	spot	2014.09.17	2014.09.17	America/N	175.349	GBP	JPY	Buy	175349	2014.09.18	16.11
Sean Wara	Tier 1 Bank Consortiu	10000935	Integral	5957099	spot	2014.09.18	2014.09.18	America/N	140.337	EUR	JPY	Buy	140337	2014.09.18	0.06
Sean Wara	Tier 1 Bank Consortiu	10000935	Integral	5937621	spot	2014.09.17	2014.09.17	America/N	108.292	USD	JPY	Buy	216,584	2014.09.19	15.7
Sean Wara	Tier 1 Bank Consortiu	10000935	Integral	5937616	spot	2014.09.17	2014.09.17	America/N	108.288	USD	JPY	Buy	108288	2014.09.19	8.35
Sean Wara	Tier 1 Bank Consortiu	10000935	Integral	6013339	spot	2014.09.23	2014.09.23	America/N	98.615	CAD	JPY	Buy	98,615	2014.09.23	0.11
Sean Wara	Tier 1 Bank Consortiu	10000935	Integral	6013371	spot	2014.09.23	2014.09.23	America/N	98.613	CAD	JPY	Sell	98613	2014.09.23	-0.3
Sean Wara	Tier 1 Bank Consortiu	10000935	Integral	6013376	spot	2014.09.23	2014.09.23	America/N	98.63	CAD	JPY	Buy	98,630	2014.09.23	0
Sean Wara	Tier 1 Bank Consortiu	10000935	Integral	6020180	spot	2014.09.24	2014.09.24	America/N	0.88513	AUD	USD	Buy	885.13	2014.09.24	-0.27
Sean Wara	Tier 1 Bank Consortiu	10000935	Integral	6020174	spot	2014.09.24	2014.09.24	America/N	0.88486	AUD	USD	Sell	884.86	2014.09.24	-0.25
Sean Wara	Tier 1 Bank Consortiu	10000935	Integral	6020175	spot	2014.09.24	2014.09.24	America/N	0.88502	AUD	USD	Buy	885.02	2014.09.24	-0.06
Sean Wara	Tier 1 Bank Consortiu	10000935	Integral	6042727	spot	2014.09.25	2014.09.25	America/N	86.11	SGD	JPY	Buy	86,110	2014.09.25	-0.44
Sean Wara	Tier 1 Bank Consortiu	10000935	Integral	6042729	spot	2014.09.25	2014.09.25	America/N	86.076	SGD	JPY	Sell	86,076	2014.09.25	-0.13
Sean Wara	Tier 1 Bank Consortiu	10000935	Integral	6052635	spot	2014.09.26	2014.09.26	America/N	1.11673	AUD	SGD	Sell	1,116.73	2014.09.30	5.54
Sean Wara	Tier 1 Bank Consortiu	10000935	Integral	5702460	spot	2014.09.02	2014.09.02	America/N	105.103	USD	JPY	Sell	210,206	2014.10.0	-70.87
Sean Wara	Tier 1 Bank Consortiu	10000935	Integral	5672608	spot	2014.09.01	2014.09.01	America/N	104.148	USD	JPY	Sell	104148	2014.10.0	-44.52
Sean Wara	Tier 1 Bank Consortiu	10000935	Integral	5792312	spot	2014.09.08	2014.09.08	America/N	105.958	USD	JPY	Sell	211,916	2014.10.03	-55.67
Sean Wara	Tier 1 Bank Consortiu	10000935	Integral	5672611	spot	2014.09.01	2014.09.01	America/N	104.149	USD	JPY	Sell	104,149	2014.10.0	-44.53
Sean Wara	Tier 1 Bank Consortiu	10000935	Integral	5814014	spot	2014.09.09	2014.09.09	America/N	171.06	GBP	JPY	Sell	171060	2014.10.03	-38.77
Sean Wara	Tier 1 Bank Consortiu	10000935	Integral	5944271	spot	2014.09.18	2014.09.18	America/N	177.195	GBP	JPY	Buy	177195	2014.10.03	-20.33
Sean Wara	Tier 1 Bank Consortiu	10000935	Integral	5944273	spot	2014.09.18	2014.09.18	America/N	177.192	GBP	JPY	Buy	177192	2014.10.03	-20.32
Sean Wara	Tier 1 Bank Consortiu	10000935	Integral	5964203	spot	2014.09.19	2014.09.19	America/N	109.399	USD	JPY	Buy	218,798	2014.10.03	-8.28
Sean Wara	Tier 1 Bank Consortiu	10000935	Integral	6116711	spot	2014.10.01	2014.10.01	America/N	1.11065	AUD	SGD	Sell	1,110.65	2014.10.03	-6.57
Sean Wara	Tier 1 Bank Consortiu	10000935	Integral	5920153	spot	2014.09.17	2014.09.17	America/N	174.628	GBP	JPY	Sell	174628	2014.10.0	-6.68
Sean Wara	Tier 1 Bank Consortiu	10000935	Integral	6116715	spot	2014.10.0	2014.10.01	America/N	1.11065	AUD	SGD	Sell	1,110.65	2014.10.0	-6.57
Sean Wara	Tier 1 Bank Consortiu	10000935	Integral	5964201	spot	2014.09.19	2014.09.19	America/N	109.401	USD	JPY	Buy	109401	2014.10.03	-4.55
Sean Wara	Tier 1 Bank Consortiu	10000935	Integral	6129682	spot	2014.10.02	2014.10.02	America/N	1.11922	AUD	SGD	Buy	1,119.22	2014.10.03	-4.28
Sean Wara	Tier 1 Bank Consortiu	10000935	Integral	6129686	spot	2014.10.02	2014.10.0	America/N	1.11927	AUD	SGD	Buy	1,119.22	2014.10.03	-5.89
Sean Wara	Tier 1 Bank Consortiu	10000935	Integral	6052634	spot	2014.09.26	2014.09.26	America/N	1.11712	AUD	SGD	Buy	1117.12	2014.10.03	-2.22
Sean Wara	Tier 1 Bank Consortiu	10000935	Integral	5937622	spot	2014.09.17	2014.09.17	America/N	108.298	USD	JPY	Buy	216,596	2014.10.06	27.68
Sean Wara	Tier 1 Bank Consortiu	10000935	Integral	5930236	spot	2014.09.17	2014.09.17	America/N	107.641	USD	JPY	Buy	107641	2014.10.06	19.2
Sean Wara	Tier 1 Bank Consortiu	10000935	Integral	6129685	spot	2014.10.02	2014.10.02	America/N	1.11883	AUD	SGD	Sell	1118.83	2014.10.06	3.75
Sean Wara	Tier 1 Bank Consortiu	10000935	Integral	6052636	spot	2014.09.26	2014.09.26	America/N	1.11707	AUD	SGD	Buy	1117.07	2014.10.06	-6.29
Sean Wara	Tier 1 Bank Consortiu	10000935	Integral	6557405	spot	2014.11.04	2014.11.04	America/N	88.101	SGD	JPY	Sell	88,101	2014.11.07	-10.72
Sean Wara	Tier 1 Bank Consortiu	10000935	Integral	6557409	spot	2014.11.04	2014.11.04	America/N	88.141	SGD	JPY	Buy	88141	2014.11.07	6.91
Sean Wara	Tier 1 Bank Consortiu	10000935	Integral	6557410	spot	2014.11.04	2014.11.04	America/N	88.101	SGD	JPY	Sell	88101	2014.11.0	-11.54
Sean Wara	Tier 1 Bank Consortiu	10000935	Integral	7536186	spot	2015.01.28	2015.01.28	America/N	0.74844	EUR	GBP	Buy	748.44	2015.02.03	11.99

Sean Wara	Tier 1 Bank Consortiu	10000935	Integral	7581223	spot	2015.02.02	2015.02.02	America/N	1.13347	EUR	USD	Sell	1,133.47	2015.02.03	-10.12
Sean Wara	Tier 1 Bank Consortiu	10000935	Integral	7581224	spot	2015.02.02	2015.02.02	America/N	1.13359	EUR	USD	Buy	1,133.59	2015.02.03	9.8
Sean Wara	Tier 1 Bank Consortiu	10000935	Integral	7581221	spot	2015.02.02	2015.02.02	America/N	1.13353	EUR	USD	Buy	1,133.53	2015.02.0	19.47
Sean Wara	Tier 1 Bank Consortiu	10000935	Integral	7536184	spot	2015.01.28	2015.01.28	America/N	0.74826	EUR	GBP	Sell	748.26	2015.02.0	-13.5
Sean Wara	Tier 1 Bank Consortiu	10000935	Integral	7536183	spot	2015.01.28	2015.01.28	America/N	0.74842	EUR	GBP	Buy	748.42	2015.02.03	13
Sean Wara	Tier 1 Bank Consortiu	10000935	Integral	7536117	spot	2015.01.28	2015.01.28	America/N	0.72166	AUD	CHF	Sell	721.66	2015.02.04	3.35
Sean Wara	Tier 1 Bank Consortiu	10000935	Integral	7536116	spot	2015.01.28	2015.01.28	America/N	0.72211	AUD	CHF	Buy	722.11	2015.02.04	-4.28
Sean Wara	Tier 1 Bank Consortiu	10000935	Integral	7606352	spot	2015.02.04	2015.02.04	America/N	0.73883	NZD	USD	Buy	738.83	2015.02.0	0.18
Sean Wara	Tier 1 Bank Consortiu	10000935	Integral	7606353	spot	2015.02.04	2015.02.04	America/N	0.73846	NZD	USD	Sell	738.46	2015.02.05	-0.72
Sean Wara	Tier 1 Bank Consortiu	10000935	Integral	7606354	spot	2015.02.04	2015.02.04	America/N	0.73862	NZD	USD	Buy	738.62	2015.02.05	0.37
Sean Wara	Tier 1 Bank Consortiu	10000935	Integral	7636431	spot	2015.02.05	2015.02.05	America/N	0.73895	NZD	USD	Buy	738.95	2015.02.17	12.8
Sean Wara	Tier 1 Bank Consortiu	10000935	Integral	7636428	spot	2015.02.05	2015.02.05	America/N	0.73869	NZD	USD	Sell	738.69	2015.02.17	-13.24
Sean Wara	Tier 1 Bank Consortiu	10000935	Integral	7636429	spot	2015.02.05	2015.02.05	America/N	0.73893	NZD	USD	Buy	738.93	2015.02.17	12.82
Sean Wara	Tier 1 Bank Consortiu	10000935	Integral	7636397	spot	2015.02.05	2015.02.05	America/N	0.74829	EUR	GBP	Sell	748.29	2015.02.23	23.22
Sean Wara	Tier 1 Bank Consortiu	10000935	Integral	7845627	spot	2015.02.25	2015.02.25	America/N	7.46735	EUR	DKK	Sell	7,467.35	2015.02.26	-0.23
Sean Wara	Tier 1 Bank Consortiu	10000935	Integral	7846930	spot	2015.02.25	2015.02.25	America/N	0.73195	EUR	GBP	Sell	731.95	2015.02.26	4.58
Sean Wara	Tier 1 Bank Consortiu	10000935	Integral	7818591	spot	2015.02.24	2015.02.24	America/N	0.73406	EUR	GBP	Sell	734.06	2015.03.02	12.47
Sean Wara	Tier 1 Bank Consortiu	10000935	Integral	7894121	spot	2015.03.02	2015.03.02	America/N	1.11925	EUR	USD	Sell	1,119.25	2015.03.05	11.35
Sean Wara	Tier 1 Bank Consortiu	10000935	Integral	7927360	spot	2015.03.05	2015.03.05	America/N	1.10768	EUR	USD	Sell	1107.68	2015.03.05	5.3
Sean Wara	Tier 1 Bank Consortiu	10000935	Integral	7927361	spot	2015.03.05	2015.03.05	America/N	1.10771	EUR	USD	Sell	1107.71	2015.03.05	5.84
Sean Wara	Tier 1 Bank Consortiu	10000935	Integral	7941901	spot	2015.03.05	2015.03.05	America/N	1.10255	EUR	USD	Sell	1102.55	2015.03.06	7.48
Sean Wara	Tier 1 Bank Consortiu	10000935	Integral	7941876	spot	2015.03.05	2015.03.05	America/N	1.10317	EUR	USD	Sell	1103.17	2015.03.06	9.78
Sean Wara	Tier 1 Bank Consortiu	10000935	Integral	7847010	spot	2015.02.25	2015.02.25	America/N	1.35395	USD	SGD	Buy	1353.95	2015.03.06	18.92
Sean Wara	Tier 1 Bank Consortiu	10000935	Integral	7961730	spot	2015.03.06	2015.03.06	America/N	1.37988	USD	SGD	Buy	1379.88	2015.03.06	-0.22
Sean Wara	Tier 1 Bank Consortiu	10000935	Integral	7961723	spot	2015.03.06	2015.03.06	America/N	1.37954	USD	SGD	Sell	1379.54	2015.03.06	-1.17
Sean Wara	Tier 1 Bank Consortiu	10000935	Integral	7964822	spot	2015.03.06	2015.03.06	America/N	1.0848	EUR	USD	Sell	1,084.80	2015.03.10	7.8
Sean Wara	Tier 1 Bank Consortiu	10000935	Integral	7961490	spot	2015.03.06	2015.03.06	America/N	1.08847	EUR	USD	Sell	1088.47	2015.03.10	13.46
Sean Wara	Tier 1 Bank Consortiu	10000935	Integral	7961492	spot	2015.03.06	2015.03.06	America/N	1.08851	EUR	USD	Sell	1088.51	2015.03.10	13.35
Sean Wara	Tier 1 Bank Consortiu	10000935	Integral	7946724	spot	2015.03.06	2015.03.06	America/N	0.72293	EUR	GBP	Sell	722.93	2015.03.10	13.43
Sean Wara	Tier 1 Bank Consortiu	10000935	Integral	7946725	spot	2015.03.06	2015.03.06	America/N	0.72294	EUR	GBP	Sell	722.94	2015.03.10	18.1
Sean Wara	Tier 1 Bank Consortiu	10000935	Integral	7964528	spot	2015.03.06	2015.03.06	America/N	1.38118	USD	SGD	Buy	1381.18	2015.03.10	6.39
Sean Wara	Tier 1 Bank Consortiu	10000935	Integral	7991168	spot	2015.03.10	2015.03.10	America/N	1.07661	EUR	USD	Sell	1076.61	2015.03.11	11.63
Sean Wara	Tier 1 Bank Consortiu	10000935	Integral	7991238	spot	2015.03.10	2015.03.10	America/N	1.07738	EUR	USD	Sell	1077.38	2015.03.11	12.4
Sean Wara	Tier 1 Bank Consortiu	10000935	Integral	7991165	spot	2015.03.10	2015.03.10	America/N	1.0765	EUR	USD	Sell	1076.5	2015.03.11	12.5
Sean Wara	Tier 1 Bank Consortiu	10000935	Integral	7991241	spot	2015.03.10	2015.03.10	America/N	1.07729	EUR	USD	Sell	1077.29	2015.03.11	13.29
Sean Wara	Tier 1 Bank Consortiu	10000935	Integral	7997255	spot	2015.03.10	2015.03.10	America/N	0.70984	EUR	GBP	Sell	709.84	2015.03.11	11.81
Sean Wara	Tier 1 Bank Consortiu	10000935	Integral	8230108	spot	2015.03.27	2015.03.27	America/N	0.72983	EUR	GBP	Sell	729.83	2015.03.31	6.03
Sean Wara	Tier 1 Bank Consortiu	10000935	Integral	8007264	spot	2015.03.11	2015.03.11	America/N	0.70505	EUR	GBP	Sell	705.05	2015.04.0	-45.33
Sean Wara	Tier 1 Bank Consortiu	10000935	Integral	7894118	spot	2015.03.02	2015.03.02	America/N	1.11936	EUR	USD	Buy	1119.36	2015.04.03	-32.42
Sean Wara	Tier 1 Bank Consortiu	10000935	Integral	7894122	spot	2015.03.02	2015.03.02	America/N	1.11935	EUR	USD	Buy	1119.35	2015.04.03	-32.41
Sean Wara	Tier 1 Bank Consortiu	10000935	Integral	7991279	spot	2015.03.10	2015.03.10	America/N	0.71401	EUR	GBP	Sell	714.01	2015.04.03	-31.93
Sean Wara	Tier 1 Bank Consortiu	10000935	Integral	8007053	spot	2015.03.11	2015.03.11	America/N	1.06062	EUR	USD	Sell	1060.62	2015.04.03	-29.34
Sean Wara	Tier 1 Bank Consortiu	10000935	Integral	8007060	spot	2015.03.11	2015.03.11	America/N	1.06092	EUR	USD	Sell	1060.92	2015.04.03	-28.48
Sean Wara	Tier 1 Bank Consortiu	10000935	Integral	8007061	spot	2015.03.11	2015.03.11	America/N	1.06095	EUR	USD	Sell	1060.95	2015.04.03	-27.63
Sean Wara	Tier 1 Bank Consortiu	10000935	Integral	8007064	spot	2015.03.11	2015.03.11	America/N	1.06102	EUR	USD	Sell	1061.02	2015.04.03	-28.33
Sean Wara	Tier 1 Bank Consortiu	10000935	Integral	7997371	spot	2015.03.11	2015.03.11	America/N	1.39072	USD	SGD	Buy	1390.72	2015.04.0	-27.18
Sean Wara	Tier 1 Bank Consortiu	10000935	Integral	7636396	spot	2015.02.05	2015.02.05	America/N	0.74847	EUR	GBP	Buy	748.47	2015.04.03	-23.32
Sean Wara	Tier 1 Bank Consortiu	10000935	Integral	7636398	spot	2015.02.05	2015.02.05	America/N	0.74847	EUR	GBP	Buy	748.47	2015.04.03	-23.4
Sean Wara	Tier 1 Bank Consortiu	10000935	Integral	8257136	spot	2015.03.31	2015.03.31	America/N	0.72551	EUR	GBP	Sell	725.51	2015.04.03	-14.31
Sean Wara	Tier 1 Bank Consortiu	10000935	Integral	8295799	spot	2015.04.03	2015.04.03	America/N	1.08824	EUR	USD	Buy	1088.24	2015.04.03	8.66
Sean Wara	Tier 1 Bank Consortiu	10000935	Integral	7847011	spot	2015.02.25	2015.02.25	America/N	1.35379	USD	SGD	Sell	1353.79	2015.04.03	4.42
Sean Wara	Tier 1 Bank Consortiu	10000935	Integral	7961489	spot	2015.03.06	2015.03.06	America/N	1.08861	EUR	USD	Buy	1088.61	2015.04.03	10.94
Sean Wara	Tier 1 Bank Consortiu	10000935	Integral	7961491	spot	2015.03.06	2015.03.06	America/N	1.08862	EUR	USD	Buy	1088.62	2015.04.03	10.7

Sean Wara	Tier 1 Bank Consortiu	10000935	Integral	8322890	spot	2015.04.07	2015.04.07	America/N	1.01034	AUD	NZD	Buy	1010.34	2015.04.0	5.51
Sean Wara	Tier 1 Bank Consortiu	10000935	Integral	8334431	spot	2015.04.07	2015.04.07	America/N	0.72861	EUR	GBP	Sell	728.61	2015.04.08	4.41
Sean Wara	Tier 1 Bank Consortiu	10000935	Integral	8321794	spot	2015.04.07	2015.04.07	America/N	1.09341	EUR	USD	Sell	1093.41	2015.04.0	20.91
Sean Wara	Tier 1 Bank Consortiu	10000935	Integral	8326260	spot	2015.04.07	2015.04.07	America/N	1.02054	AUD	NZD	Buy	1020.54	2015.04.16	-0.01
Sean Wara	Tier 1 Bank Consortiu	10000935	Integral	8468561	spot	2015.04.16	2015.04.16	America/N	1.02027	AUD	NZD	Sell	1020.27	2015.04.16	1.52
Sean Wara	Tier 1 Bank Consortiu	10000935	Integral	8355745	spot	2015.04.08	2015.04.08	America/N	0.72316	EUR	GBP	Sell	723.16	2015.04.16	7.27
Sean Wara	Tier 1 Bank Consortiu	10000935	Integral	8499131	spot	2015.04.20	2015.04.20	America/N	1.39661	EUR	NZD	Sell	1396.61	2015.04.21	3.53
Sean Wara	Tier 1 Bank Consortiu	10000935	Integral	8523694	spot	2015.04.22	2015.04.22	America/N	1.01222	AUD	NZD	Buy	1012.22	2015.04.23	5.9
Sean Wara	Tier 1 Bank Consortiu	10000935	Integral	8499132	spot	2015.04.20	2015.04.20	America/N	1.39692	EUR	NZD	Buy	1396.92	2015.04.23	13.68
Sean Wara	Tier 1 Bank Consortiu	10000935	Integral	8484344	spot	2015.04.17	2015.04.17	America/N	0.7208	EUR	GBP	Sell	720.8	2015.04.27	6.44
Sean Wara	Tier 1 Bank Consortiu	10000935	Integral	8323577	spot	2015.04.07	2015.04.07	America/N	1.09453	EUR	USD	Buy	1094.53	2015.04.29	9.45
Sean Wara	Tier 1 Bank Consortiu	10000935	Integral	8600162	spot	2015.04.29	2015.04.29	America/N	1.37654	EUR	AUD	Buy	1376.54	2015.04.29	6.83
Sean Wara	Tier 1 Bank Consortiu	10000935	Integral	8600256	spot	2015.04.29	2015.04.29	America/N	1.37597	EUR	AUD	Sell	1375.97	2015.04.29	-7.53
Sean Wara	Tier 1 Bank Consortiu	10000935	Integral	8600262	spot	2015.04.29	2015.04.29	America/N	1.37592	EUR	AUD	Buy	1375.92	2015.04.29	7.29
Sean Wara	Tier 1 Bank Consortiu	10000935	Integral	8600718	spot	2015.04.29	2015.04.29	America/N	1.32765	EUR	CAD	Buy	1327.65	2015.04.2	6.18
Sean Wara	Tier 1 Bank Consortiu	10000935	Integral	8600748	spot	2015.04.29	2015.04.29	America/N	1.3279	EUR	CAD	Sell	1327.9	2015.04.29	-6.09
Sean Wara	Tier 1 Bank Consortiu	10000935	Integral	8600749	spot	2015.04.29	2015.04.29	America/N	1.32808	EUR	CAD	Buy	1328.08	2015.04.29	5.76
Sean Wara	Tier 1 Bank Consortiu	10000935	Integral	8546629	spot	2015.04.23	2015.04.23	America/N	1.42497	EUR	NZD	Buy	1424.97	2015.04.30	26.9
Sean Wara	Tier 1 Bank Consortiu	10000935	Integral	8548226	spot	2015.04.23	2015.04.23	America/N	1.02557	AUD	NZD	Buy	1025.57	2015.04.30	19.37
Sean Wara	Tier 1 Bank Consortiu	10000935	Integral	8607911	spot	2015.04.30	2015.04.30	America/N	1.46025	EUR	NZD	Buy	1460.25	2015.04.3	11.19
Sean Wara	Tier 1 Bank Consortiu	10000935	Integral	8633531	spot	2015.05.0	2015.05.0	America/N	1.32372	USD	SGD	Sell	1323.72	2015.05.0	-0.24
Sean Wara	Tier 1 Bank Consortiu	10000935	Integral	8633532	spot	2015.05.0	2015.05.0	America/N	1.32399	USD	SGD	Buy	1323.99	2015.05.0	-0.19
Sean Wara	Tier 1 Bank Consortiu	10000935	Integral	8633565	spot	2015.05.0	2015.05.0	America/N	90.414	SGD	JPY	Buy	90414	2015.05.0	-0.3
Sean Wara	Tier 1 Bank Consortiu	10000935	Integral	8633566	spot	2015.05.01	2015.05.01	America/N	90.377	SGD	JPY	Sell	90377	2015.05.0	-0.31
Sean Wara	Tier 1 Bank Consortiu	10000935	Integral	8588929	spot	2015.04.2	2015.04.28	America/N	0.71608	EUR	GBP	Buy	716.08	2015.05.0	31.98
Sean Wara	Tier 1 Bank Consortiu	10000935	Integral	8633529	spot	2015.05.0	2015.05.0	America/N	1.32399	USD	SGD	Buy	1323.99	2015.05.0	1.91
Sean Wara	Tier 1 Bank Consortiu	10000935	Integral	8633522	spot	2015.05.0	2015.05.0	America/N	90.392	SGD	JPY	Sell	90392	2015.05.0	-0.21
Sean Wara	Tier 1 Bank Consortiu	10000935	Integral	8641162	spot	2015.05.0	2015.05.01	America/N	0.78133	AUD	USD	Sell	781.33	2015.05.0	-1.34
Sean Wara	Tier 1 Bank Consortiu	10000935	Integral	8607924	spot	2015.04.3	2015.04.3	America/N	1.0508	AUD	NZD	Buy	1050.8	2015.05.0	7.07
Sean Wara	Tier 1 Bank Consortiu	10000935	Integral	8633385	spot	2015.05.0	2015.05.0	America/N	1.47886	EUR	NZD	Buy	1478.86	2015.05.0	12.07
Sean Wara	Tier 1 Bank Consortiu	10000935	Integral	8645021	spot	2015.05.0	2015.05.04	America/N	0.9528	AUD	CAD	Buy	952.8	2015.05.0	7.11
Sean Wara	Tier 1 Bank Consortiu	10000935	Integral	8645022	spot	2015.05.0	2015.05.04	America/N	0.9525	AUD	CAD	Sell	952.5	2015.05.0	-7.53
Sean Wara	Tier 1 Bank Consortiu	10000935	Integral	8645023	spot	2015.05.0	2015.05.0	America/N	0.95275	AUD	CAD	Buy	952.75	2015.05.0	7.14
Sean Wara	Tier 1 Bank Consortiu	10000935	Integral	8689500	spot	2015.05.0	2015.05.0	America/N	99.21	CAD	JPY	Buy	99210	2015.05.0	-0.34
Sean Wara	Tier 1 Bank Consortiu	10000935	Integral	8638918	spot	2015.05.0	2015.05.0	America/N	0.74003	EUR	GBP	Buy	740.03	2015.05.0	10.62
Sean Wara	Tier 1 Bank Consortiu	10000935	Integral	8607974	spot	2015.04.3	2015.04.3	America/N	0.91434	NZD	CAD	Sell	914.34	2015.05.0	11.09
Sean Wara	Tier 1 Bank Consortiu	10000935	Integral	8702141	spot	2015.05.0	2015.05.08	America/N	0.90082	NZD	CAD	Sell	900.82	2015.05.1	9.02
Sean Wara	Tier 1 Bank Consortiu	10000935	Integral	8671742	spot	2015.05.0	2015.05.0	America/N	1.0626	AUD	NZD	Buy	1062.6	2015.05.1	15.75
Sean Wara	Tier 1 Bank Consortiu	10000935	Integral	8742021	spot	2015.05.1	2015.05.1	America/N	2.12422	GBP	NZD	Sell	2,124.22	2015.05.1	7.33
Sean Wara	Tier 1 Bank Consortiu	10000935	Integral	8641164	spot	2015.05.0	2015.05.0	America/N	0.7814	AUD	USD	Buy	781.4	2015.05.1	22.64
Sean Wara	Tier 1 Bank Consortiu	10000935	Integral	8304320	spot	2015.04.0	2015.04.03	America/N	1.10061	EUR	USD	Buy	1100.61	2015.05.1	44.39
Sean Wara	Tier 1 Bank Consortiu	10000935	Integral	8732625	spot	2015.05.1	2015.05.1	America/N	0.7175	EUR	GBP	Buy	717.5	2015.05.15	14.96
Sean Wara	Tier 1 Bank Consortiu	10000935	Integral	8671760	spot	2015.05.0	2015.05.0	America/N	1.49694	EUR	NZD	Buy	1496.94	2015.05.1	31.94
Sean Wara	Tier 1 Bank Consortiu	10000935	Integral	8780601	spot	2015.05.1	2015.05.1	America/N	187.76	GBP	JPY	Buy	187760	2015.05.2	9.57
Sean Wara	Tier 1 Bank Consortiu	10000935	Integral	8917330	spot	2015.05.2	2015.05.2	America/N	0.72978	NZD	USD	Sell	729.78	2015.05.2	-0.64
Sean Wara	Tier 1 Bank Consortiu	10000935	Integral	8731932	spot	2015.05.1	2015.05.12	America/N	0.71672	EUR	GBP	Sell	716.72	2015.05.2	14.29
Sean Wara	Tier 1 Bank Consortiu	10000935	Integral	8588926	spot	2015.04.2	2015.04.2	America/N	0.71597	EUR	GBP	Sell	715.97	2015.05.2	10.1
Sean Wara	Tier 1 Bank Consortiu	10000935	Integral	8843690	spot	2015.05.1	2015.05.1	America/N	0.7373	NZD	USD	Sell	737.3	2015.05.2	12.82
Sean Wara	Tier 1 Bank Consortiu	10000935	Integral	8967550	spot	2015.05.2	2015.05.2	America/N	1.98849	GBP	AUD	Buy	1988.49	2015.05.2	7.01
Sean Wara	Tier 1 Bank Consortiu	10000935	Integral	8893661	spot	2015.05.2	2015.05.2	America/N	189.715	GBP	JPY	Buy	189715	2015.05.2	5.53
Sean Wara	Tier 1 Bank Consortiu	10000935	Integral	8966163	spot	2015.05.2	2015.05.2	America/N	0.72195	NZD	USD	Sell	721.95	2015.05.2	7.01
Sean Wara	Tier 1 Bank Consortiu	10000935	Integral	8641165	spot	2015.05.0	2015.05.0	America/N	0.78122	AUD	USD	Sell	781.22	2015.05.2	18.21
Sean Wara	Tier 1 Bank Consortiu	10000935	Integral	8997202	spot	2015.05.2	2015.05.2	America/N	1.09432	EUR	USD	Buy	1094.32	2015.05.2	-0.04

Sean Wara	Tier 1 Bank Consortiu	10000935	Integral	8999142	spot	2015.05.2	2015.05.2	America/N	0.71787	NZD	USD	Sell	717.87	2015.05.2	5.39
Sean Wara	Tier 1 Bank Consortiu	10000935	Integral	8967554	spot	2015.05.2	2015.05.2	America/N	1.98809	GBP	AUD	Sell	1988.09	2015.06.0	7.91
Sean Wara	Tier 1 Bank Consortiu	10000935	Integral	8997208	spot	2015.05.2	2015.05.2	America/N	1.09433	EUR	USD	Buy	1094.33	2015.06.0	9.6
Sean Wara	Tier 1 Bank Consortiu	10000935	Integral	8798662	spot	2015.05.1	2015.05.1	America/N	1.53807	EUR	NZD	Buy	1538.07	2015.06.0	11.47
Sean Wara	Tier 1 Bank Consortiu	10000935	Integral	9026404	spot	2015.05.2	2015.05.2	America/N	1.07399	AUD	NZD	Buy	1073.99	2015.06.0	9.71
Sean Wara	Tier 1 Bank Consortiu	10000935	Integral	8798575	spot	2015.05.1	2015.05.1	America/N	0.72682	EUR	GBP	Buy	726.82	2015.06.0	11.15
Sean Wara	Tier 1 Bank Consortiu	10000935	Integral	8731931	spot	2015.05.1	2015.05.1	America/N	0.71685	EUR	GBP	Buy	716.85	2015.06.0	28.07
Sean Wara	Tier 1 Bank Consortiu	10000935	Integral	9089642	spot	2015.06.0	2015.06.0	America/N	1.55418	EUR	NZD	Buy	1554.18	2015.06.0	18.5
Sean Wara	Tier 1 Bank Consortiu	10000935	Integral	9000046	spot	2015.05.2	2015.05.2	America/N	189.777	GBP	JPY	Buy	189777	2015.06.0	9.46
Sean Wara	Tier 1 Bank Consortiu	10000935	Integral	9123879	spot	2015.06.0	2015.06.0	America/N	0.71487	NZD	USD	Sell	714.87	2015.06.0	5.77
Sean Wara	Tier 1 Bank Consortiu	10000935	Integral	9108336	spot	2015.06.0	2015.06.0	America/N	2.14375	GBP	NZD	Buy	2143.75	2015.06.0	15.71
Sean Wara	Tier 1 Bank Consortiu	10000935	Integral	9174533	spot	2015.06.0	2015.06.0	America/N	1.57291	EUR	NZD	Buy	1572.91	2015.06.0	12.15
Sean Wara	Tier 1 Bank Consortiu	10000935	Integral	9240483	spot	2015.06.0	2015.06.0	America/N	0.70892	NZD	USD	Buy	708.92	2015.06.1	14.17
Sean Wara	Tier 1 Bank Consortiu	10000935	Integral	9240484	spot	2015.06.0	2015.06.0	America/N	0.70874	NZD	USD	Sell	708.74	2015.06.1	-10.87
Sean Wara	Tier 1 Bank Consortiu	10000935	Integral	9240485	spot	2015.06.0	2015.06.0	America/N	0.70883	NZD	USD	Buy	708.83	2015.06.1	10.69
Sean Wara	Tier 1 Bank Consortiu	10000935	Integral	9031043	spot	2015.05.2	2015.05.2	America/N	0.88446	NZD	CAD	Sell	884.46	2015.06.1	14.51
Sean Wara	Tier 1 Bank Consortiu	10000935	Integral	9219481	spot	2015.06.0	2015.06.0	America/N	2.16758	GBP	NZD	Buy	2167.58	2015.06.1	20.53
Sean Wara	Tier 1 Bank Consortiu	10000935	Integral	9281903	spot	2015.06.0	2015.06.0	America/N	1.57978	EUR	NZD	Buy	1579.78	2015.06.1	16.07
Sean Wara	Tier 1 Bank Consortiu	10000935	Integral	9106720	spot	2015.06.0	2015.06.0	America/N	1.08975	AUD	NZD	Buy	1089.75	2015.06.1	3.77
Sean Wara	Tier 1 Bank Consortiu	10000935	Integral	9330067	spot	2015.06.1	2015.06.1	America/N	0.71937	NZD	USD	Sell	719.37	2015.06.1	17.37
Sean Wara	Tier 1 Bank Consortiu	10000935	Integral	9337072	spot	2015.06.1	2015.06.1	America/N	2.19896	GBP	NZD	Buy	2198.96	2015.06.1	7
Sean Wara	Tier 1 Bank Consortiu	10000935	Integral	9357929	spot	2015.06.1	2015.06.1	America/N	2.20921	GBP	NZD	Buy	2209.21	2015.06.1	7.54
Sean Wara	Tier 1 Bank Consortiu	10000935	Integral	9240440	spot	2015.06.0	2015.06.0	America/N	0.6632	NZD	CHF	Sell	663.2	2015.06.1	13.09
Sean Wara	Tier 1 Bank Consortiu	10000935	Integral	9369906	spot	2015.06.1	2015.06.1	America/N	2.215	GBP	NZD	Buy	2215	2015.06.1	6.93
Sean Wara	Tier 1 Bank Consortiu	10000935	Integral	9357560	spot	2015.06.1	2015.06.1	America/N	0.69938	NZD	USD	Sell	699.38	2015.06.1	2.58
Sean Wara	Tier 1 Bank Consortiu	10000935	Integral	9357014	spot	2015.06.1	2015.06.1	America/N	0.70041	NZD	USD	Sell	700.41	2015.06.1	4.43
Sean Wara	Tier 1 Bank Consortiu	10000935	Integral	9383754	spot	2015.06.1	2015.06.1	America/N	0.8611	NZD	CAD	Sell	861.1	2015.06.1	2.93
Sean Wara	Tier 1 Bank Consortiu	10000935	Integral	9337096	spot	2015.06.1	2015.06.1	America/N	1.60478	EUR	NZD	Buy	1604.78	2015.06.1	7.1
Sean Wara	Tier 1 Bank Consortiu	10000935	Integral	9383867	spot	2015.06.1	2015.06.1	America/N	0.86071	NZD	CAD	Sell	860.71	2015.06.1	2.47
Sean Wara	Tier 1 Bank Consortiu	10000935	Integral	9164892	spot	2015.06.0	2015.06.0	America/N	191.124	GBP	JPY	Buy	191124	2015.06.1	7.83
Sean Wara	Tier 1 Bank Consortiu	10000935	Integral	9418762	spot	2015.06.1	2015.06.1	America/N	0.64872	NZD	CHF	Sell	648.72	2015.06.1	5.1
Sean Wara	Tier 1 Bank Consortiu	10000935	Integral	9403888	spot	2015.06.1	2015.06.1	America/N	2.22899	GBP	NZD	Buy	2228.99	2015.06.1	14.64
Sean Wara	Tier 1 Bank Consortiu	10000935	Integral	9418763	spot	2015.06.1	2015.06.1	America/N	0.64872	NZD	CHF	Sell	648.72	2015.06.1	6.31
Sean Wara	Tier 1 Bank Consortiu	10000935	Integral	9357962	spot	2015.06.1	2015.06.1	America/N	2.20925	GBP	NZD	Buy	2209.25	2015.06.1	31.67
Sean Wara	Tier 1 Bank Consortiu	10000935	Integral	9417684	spot	2015.06.1	2015.06.1	America/N	191.865	GBP	JPY	Buy	191865	2015.06.1	20.02
Sean Wara	Tier 1 Bank Consortiu	10000935	Integral	9383940	spot	2015.06.1	2015.06.1	America/N	0.86064	NZD	CAD	Sell	860.64	2015.06.1	4.58
Sean Wara	Tier 1 Bank Consortiu	10000935	Integral	9417490	spot	2015.06.1	2015.06.1	America/N	0.8604	NZD	CAD	Sell	860.4	2015.06.1	5.99
Sean Wara	Tier 1 Bank Consortiu	10000935	Integral	9417491	spot	2015.06.1	2015.06.1	America/N	0.86039	NZD	CAD	Sell	860.39	2015.06.1	5.99
Sean Wara	Tier 1 Bank Consortiu	10000935	Integral	9417483	spot	2015.06.1	2015.06.1	America/N	0.86051	NZD	CAD	Sell	860.51	2015.06.1	6.5
Sean Wara	Tier 1 Bank Consortiu	10000935	Integral	9417487	spot	2015.06.1	2015.06.1	America/N	0.86049	NZD	CAD	Sell	860.49	2015.06.1	6.9
Sean Wara	Tier 1 Bank Consortiu	10000935	Integral	9417413	spot	2015.06.1	2015.06.1	America/N	0.6993	NZD	USD	Sell	699.3	2015.06.1	9.86
Sean Wara	Tier 1 Bank Consortiu	10000935	Integral	9417439	spot	2015.06.1	2015.06.1	America/N	0.69937	NZD	USD	Sell	699.37	2015.06.1	9.89
Sean Wara	Tier 1 Bank Consortiu	10000935	Integral	8314158	spot	2015.04.0	2015.04.0	America/N	1.00415	AUD	NZD	Sell	1004.15	2015.06.1	-79.79
Sean Wara	Tier 1 Bank Consortiu	10000935	Integral	8515612	spot	2015.04.2	2015.04.2	America/N	1.38843	EUR	NZD	Sell	1388.43	2015.06.1	-176.61
Sean Wara	Tier 1 Bank Consortiu	10000935	Integral	9108351	spot	2015.06.0	2015.06.0	America/N	2.14363	GBP	NZD	Sell	2143.63	2015.06.1	-103.84
Sean Wara	Tier 1 Bank Consortiu	10000935	Integral	9404535	spot	2015.06.1	2015.06.1	America/N	1.61159	EUR	NZD	Buy	1611.59	2015.06.1	17.32
Sean Wara	Tier 1 Bank Consortiu	10000935	Integral	8373231	spot	2015.04.0	2015.04.0	America/N	1.07071	EUR	USD	Sell	1070.71	2015.06.1	-62.78
Sean Wara	Tier 1 Bank Consortiu	10000935	Integral	9337073	spot	2015.06.1	2015.06.1	America/N	2.19784	GBP	NZD	Sell	2197.84	2015.06.1	-65.48
Sean Wara	Tier 1 Bank Consortiu	10000935	Integral	9562687	spot	2015.06.1	2015.06.1	America/N	2.27106	GBP	NZD	Buy	2271.06	2015.06.1	8.27
Sean Wara	Tier 1 Bank Consortiu	10000935	Integral	8257047	spot	2015.03.3	2015.03.3	America/N	1.07433	EUR	USD	Sell	1074.33	2015.06.1	-59.08
Sean Wara	Tier 1 Bank Consortiu	10000935	Integral	8607976	spot	2015.04.3	2015.04.3	America/N	0.91463	NZD	CAD	Buy	914.63	2015.06.1	-57.08
Sean Wara	Tier 1 Bank Consortiu	10000935	Integral	8780600	spot	2015.05.1	2015.05.1	America/N	187.736	GBP	JPY	Sell	187736	2015.06.1	-62.58
Sean Wara	Tier 1 Bank Consortiu	10000935	Integral	8702142	spot	2015.05.0	2015.05.0	America/N	0.90111	NZD	CAD	Buy	901.11	2015.06.1	-45.79

Sean Wara	Tier 1 Bank Consortiu	10000935	Integral	8761742	spot	2015.05.1	2015.05.1	America/N	0.81216	AUD	USD	Buy	812.16	2015.06.1	-39.73
Sean Wara	Tier 1 Bank Consortiu	10000935	Integral	8843659	spot	2015.05.1	2015.05.1	America/N	0.73742	NZD	USD	Buy	737.42	2015.06.1	-46.71
Sean Wara	Tier 1 Bank Consortiu	10000935	Integral	8843707	spot	2015.05.1	2015.05.1	America/N	0.73751	NZD	USD	Buy	737.51	2015.06.1	-47
Sean Wara	Tier 1 Bank Consortiu	10000935	Integral	9030999	spot	2015.05.2	2015.05.2	America/N	0.88455	NZD	CAD	Buy	884.55	2015.06.1	-32.31
Sean Wara	Tier 1 Bank Consortiu	10000935	Integral	9031044	spot	2015.05.2	2015.05.2	America/N	0.88473	NZD	CAD	Buy	884.73	2015.06.1	-32.44
Sean Wara	Tier 1 Bank Consortiu	10000935	Integral	9330070	spot	2015.06.1	2015.06.1	America/N	0.71958	NZD	USD	Buy	719.58	2015.06.1	-28.89
Sean Wara	Tier 1 Bank Consortiu	10000935	Integral	9240431	spot	2015.06.0	2015.06.0	America/N	0.66355	NZD	CHF	Buy	663.55	2015.06.1	-28.48
Sean Wara	Tier 1 Bank Consortiu	10000935	Integral	9240441	spot	2015.06.0	2015.06.0	America/N	0.66346	NZD	CHF	Buy	663.46	2015.06.1	-28.34
Sean Wara	Tier 1 Bank Consortiu	10000935	Integral	9337103	spot	2015.06.1	2015.06.1	America/N	1.60293	EUR	NZD	Sell	1602.93	2015.06.1	-25.84
Sean Wara	Tier 1 Bank Consortiu	10000935	Integral	8999132	spot	2015.05.2	2015.05.2	America/N	0.76481	AUD	USD	Sell	764.81	2015.06.1	-7.71
Sean Wara	Tier 1 Bank Consortiu	10000935	Integral	9337940	spot	2015.06.1	2015.06.1	America/N	0.86569	NZD	CAD	Buy	865.69	2015.06.1	-17.46
Sean Wara	Tier 1 Bank Consortiu	10000935	Integral	9381447	spot	2015.06.1	2015.06.1	America/N	1.10402	AUD	NZD	Buy	1104.02	2015.06.1	7.62
Sean Wara	Tier 1 Bank Consortiu	10000935	Integral	9417423	spot	2015.06.1	2015.06.1	America/N	0.69929	NZD	USD	Sell	699.29	2015.06.1	7.44
Sean Wara	Tier 1 Bank Consortiu	10000935	Integral	9563491	spot	2015.06.1	2015.06.1	America/N	195.192	GBP	JPY	Buy	195192	2015.06.1	1.9
Sean Wara	Tier 1 Bank Consortiu	10000935	Integral	9562688	spot	2015.06.1	2015.06.1	America/N	2.27106	GBP	NZD	Buy	2271.06	2015.06.1	9.95
Sean Wara	Tier 1 Bank Consortiu	10000935	Integral	9089737	spot	2015.06.0	2015.06.0	America/N	1.11486	EUR	USD	Buy	1114.86	2015.06.1	18.43
Sean Wara	Tier 1 Bank Consortiu	10000935	Integral	9337102	spot	2015.06.1	2015.06.1	America/N	1.603	EUR	NZD	Buy	1603	2015.06.1	25.45
Sean Wara	Tier 1 Bank Consortiu	10000935	Integral	8600061	spot	2015.04.2	2015.04.2	America/N	1.10614	EUR	USD	Buy	1106.14	2015.06.1	27.97
Sean Wara	Tier 1 Bank Consortiu	10000935	Integral	9861578	spot	2015.06.2	2015.06.2	America/N	0.71327	EUR	GBP	Sell	2,139.81	2015.06.2	56.68
Sean Wara	Tier 1 Bank Consortiu	10000935	Integral	9729675	spot	2015.06.2	2015.06.2	America/N	0.77548	AUD	USD	Sell	2,326.44	2015.06.2	47.28
Sean Wara	Tier 1 Bank Consortiu	10000935	Integral	9727162	spot	2015.06.2	2015.06.2	America/N	0.8436	NZD	CAD	Sell	2,530.80	2015.06.2	11.11
Sean Wara	Tier 1 Bank Consortiu	10000935	Integral	9861925	spot	2015.06.2	2015.06.2	America/N	194.511	GBP	JPY	Sell	583,533	2015.06.2	33.11
Sean Wara	Tier 1 Bank Consortiu	10000935	Integral	9727122	spot	2015.06.2	2015.06.2	America/N	0.68841	NZD	USD	Sell	2,065.23	2015.06.3	34.29
Sean Wara	Tier 1 Bank Consortiu	10000935	Integral	10030382	spot	2015.06.3	2015.06.3	America/N	0.76756	AUD	USD	Sell	2,302.68	2015.07.0	25.2
Sean Wara	Tier 1 Bank Consortiu	10000935	Integral	9727312	spot	2015.06.2	2015.06.2	America/N	2.30003	GBP	NZD	Buy	6,900.09	2015.07.0	73.96
Sean Wara	Tier 1 Bank Consortiu	10000935	Integral	10230320	spot	2015.07.0	2015.07.0	America/N	0.75988	AUD	USD	Sell	2,279.64	2015.07.0	24.42
Sean Wara	Tier 1 Bank Consortiu	10000935	Integral	10049081	spot	2015.06.3	2015.06.3	America/N	0.67575	NZD	USD	Sell	2,027.25	2015.07.0	16.08
Sean Wara	Tier 1 Bank Consortiu	10000935	Integral	9959996	spot	2015.06.2	2015.06.2	America/N	192.53	GBP	JPY	Sell	577,590	2015.07.0	101.27
Sean Wara	Tier 1 Bank Consortiu	10000935	Integral	10194722	spot	2015.07.0	2015.07.0	America/N	2.33773	GBP	NZD	Buy	4,675.46	2015.07.0	-55.63
Sean Wara	Tier 1 Bank Consortiu	10000935	Integral	10194730	spot	2015.07.0	2015.07.0	America/N	2.33705	GBP	NZD	Sell	4,674.10	2015.07.0	53.82
Sean Wara	Tier 1 Bank Consortiu	10000935	Integral	10049134	spot	2015.06.3	2015.06.3	America/N	0.62825	NZD	CHF	Sell	1,884.75	2015.07.0	-27.6
Sean Wara	Tier 1 Bank Consortiu	10000935	Integral	10003706	spot	2015.06.2	2015.06.2	America/N	0.63521	NZD	CHF	Buy	1,905.63	2015.07.0	3.48
Sean Wara	Tier 1 Bank Consortiu	10000935	Integral	10545608	spot	2015.07.0	2015.07.0	America/N	186.622	GBP	JPY	Sell	559,866	2015.07.0	25.32
Sean Wara	Tier 1 Bank Consortiu	10000935	Integral	10003732	spot	2015.06.2	2015.06.2	America/N	0.63491	NZD	CHF	Sell	1,269.82	2015.07.0	-8.95
Sean Wara	Tier 1 Bank Consortiu	10000935	Integral	10003736	spot	2015.06.2	2015.06.2	America/N	0.63517	NZD	CHF	Buy	1,270.34	2015.07.0	7.9
Sean Wara	Tier 1 Bank Consortiu	10000935	Integral	10049060	spot	2015.06.3	2015.06.3	America/N	0.83693	NZD	CAD	Sell	2,510.79	2015.07.0	-44.35
Sean Wara	Tier 1 Bank Consortiu	10000935	Integral	9727165	spot	2015.06.2	2015.06.2	America/N	0.84385	NZD	CAD	Buy	2,531.55	2015.07.0	27.24
Sean Wara	Tier 1 Bank Consortiu	10000935	Integral	10374641	spot	2015.07.0	2015.07.0	America/N	0.66408	NZD	USD	Sell	1,992.24	2015.07.0	-25.08
Sean Wara	Tier 1 Bank Consortiu	10000935	Integral	10374817	spot	2015.07.0	2015.07.0	America/N	0.6643	NZD	USD	Buy	664.3	2015.07.0	7.92
Sean Wara	Tier 1 Bank Consortiu	10000935	Integral	10552836	spot	2015.07.0	2015.07.0	America/N	89.983	AUD	JPY	Buy	179,966	2015.07.1	22.53
Sean Wara	Tier 1 Bank Consortiu	10000935	Integral	10552879	spot	2015.07.0	2015.07.0	America/N	89.962	AUD	JPY	Sell	89,962	2015.07.1	-16.04
Sean Wara	Tier 1 Bank Consortiu	10000935	Integral	10552880	spot	2015.07.0	2015.07.0	America/N	89.977	AUD	JPY	Buy	89977	2015.07.1	15.69
Sean Wara	Tier 1 Bank Consortiu	10000935	Integral	10879899	spot	2015.07.1	2015.07.1	America/N	2.09207	GBP	AUD	Sell	6,276.21	2015.07.1	2.73
Sean Wara	Tier 1 Bank Consortiu	10000935	Integral	10879110	spot	2015.07.1	2015.07.1	America/N	2.09199	GBP	AUD	Buy	2091.99	2015.07.1	-0.79
Sean Wara	Tier 1 Bank Consortiu	10000935	Integral	10879113	spot	2015.07.1	2015.07.1	America/N	2.09184	GBP	AUD	Sell	2091.84	2015.07.1	0.46
Sean Wara	Tier 1 Bank Consortiu	10000935	Integral	10554369	spot	2015.07.0	2015.07.0	America/N	81.325	NZD	JPY	Buy	162,650	2015.07.1	22.43
Sean Wara	Tier 1 Bank Consortiu	10000935	Integral	10554379	spot	2015.07.0	2015.07.0	America/N	81.296	NZD	JPY	Sell	81,296	2015.07.1	-11.63
Sean Wara	Tier 1 Bank Consortiu	10000935	Integral	10554382	spot	2015.07.0	2015.07.0	America/N	81.315	NZD	JPY	Buy	81,315	2015.07.1	11.33
Sean Wara	Tier 1 Bank Consortiu	10000935	Integral	10722223	spot	2015.07.1	2015.07.1	America/N	0.67045	NZD	USD	Sell	2,011.35	2015.07.1	17.85
Sean Wara	Tier 1 Bank Consortiu	10000935	Integral	10224508	spot	2015.07.0	2015.07.0	America/N	2.32359	GBP	NZD	Buy	6,970.77	2015.07.1	64.64
Sean Wara	Tier 1 Bank Consortiu	10000935	Integral	10480214	spot	2015.07.0	2015.07.0	America/N	2.32383	GBP	NZD	Buy	4,647.66	2015.07.1	54.38
Sean Wara	Tier 1 Bank Consortiu	10000935	Integral	10959692	spot	2015.07.1	2015.07.1	America/N	2.36905	GBP	NZD	Buy	7,107.15	2015.07.1	60.43
Sean Wara	Tier 1 Bank Consortiu	10000935	Integral	10641814	spot	2015.07.0	2015.07.0	America/N	0.67226	NZD	USD	Sell	672.26	2015.07.1	21.28

Sean Wara	Tier 1 Bank Consortiu	10000935	Integral	10489602	spot	2015.07.0	2015.07.0	America/N	188.364	GBP	JPY	Sell	376,728	2015.07.2	-60.52
Sean Wara	Tier 1 Bank Consortiu	10000935	Integral	10489610	spot	2015.07.0	2015.07.0	America/N	188.391	GBP	JPY	Buy	376,782	2015.07.2	59.82
Sean Wara	Tier 1 Bank Consortiu	10000935	Integral	10407947	spot	2015.07.0	2015.07.0	America/N	0.74073	AUD	USD	Sell	2,222.19	2015.07.2	33.66
Sean Wara	Tier 1 Bank Consortiu	10000935	Integral	11654247	spot	2015.07.2	2015.07.2	America/N	2.1317	GBP	AUD	Buy	4,263.40	2015.07.3	25.14
Sean Wara	Tier 1 Bank Consortiu	10000935	Integral	11816924	spot	2015.07.3	2015.07.3	America/N	2.1403	GBP	AUD	Buy	4,280.60	2015.07.3	12.94
Sean Wara	Tier 1 Bank Consortiu	10000935	Integral	9861667	spot	2015.06.2	2015.06.2	America/N	0.71382	EUR	GBP	Buy	2,141.46	2015.08.0	-54.06
Sean Wara	Tier 1 Bank Consortiu	10000935	Integral	9958009	spot	2015.06.2	2015.06.2	America/N	0.70048	EUR	GBP	Sell	2,101.44	2015.08.0	-10.13
Sean Wara	Tier 1 Bank Consortiu	10000935	Integral	10637725	spot	2015.07.0	2015.07.0	America/N	0.63869	NZD	CHF	Buy	638.69	2015.08.0	-1.5
Sean Wara	Tier 1 Bank Consortiu	10000935	Integral	10637731	spot	2015.07.0	2015.07.0	America/N	0.6385	NZD	CHF	Sell	638.5	2015.08.0	-1.01
Sean Wara	Tier 1 Bank Consortiu	10000935	Integral	10989923	spot	2015.07.1	2015.07.1	America/N	0.62503	NZD	CHF	Sell	625.03	2015.08.0	-14.94
Sean Wara	Tier 1 Bank Consortiu	10000935	Integral	10637742	spot	2015.07.0	2015.07.0	America/N	0.63886	NZD	CHF	Buy	638.86	2015.08.0	-0.94
Sean Wara	Tier 1 Bank Consortiu	10000935	Integral	10802652	spot	2015.07.1	2015.07.1	America/N	0.85382	NZD	CAD	Sell	1,707.64	2015.08.0	-16.59
Sean Wara	Tier 1 Bank Consortiu	10000935	Integral	10802659	spot	2015.07.1	2015.07.1	America/N	0.85415	NZD	CAD	Buy	1,708.30	2015.08.0	15.48
Sean Wara	Tier 1 Bank Consortiu	10000935	Integral	11296233	spot	2015.07.2	2015.07.2	America/N	82.082	NZD	JPY	Sell	246,246	2015.08.0	82.082
Sean Wara	Tier 1 Bank Consortiu	10000935	Integral	11296234	spot	2015.07.2	2015.07.2	America/N	82.103	NZD	JPY	Buy	246,309	2015.08.0	-7.07
Sean Wara	Tier 1 Bank Consortiu	10000935	Integral	11917658	spot	2015.08.0	2015.08.0	America/N	1.31217	USD	CAD	Buy	3,936.51	2015.08.0	11
Sean Wara	Tier 1 Bank Consortiu	10000935	Integral	11654243	spot	2015.07.2	2015.07.2	America/N	2.13144	GBP	AUD	Sell	6,394.32	2015.08.0	32.68
Sean Wara	Tier 1 Bank Consortiu	10000935	Integral	11654249	spot	2015.07.2	2015.07.2	America/N	2.13145	GBP	AUD	Sell	4,262.90	2015.08.0	22.04
Sean Wara	Tier 1 Bank Consortiu	10000935	Integral	11906279	spot	2015.08.0	2015.08.0	America/N	2.13946	GBP	AUD	Buy	4,278.92	2015.08.0	-34.07
Sean Wara	Tier 1 Bank Consortiu	10000935	Integral	11973794	spot	2015.08.0	2015.08.0	America/N	1.31732	USD	CAD	Buy	3,951.96	2015.08.0	6.16
Sean Wara	Tier 1 Bank Consortiu	10000935	Integral	12009912	spot	2015.08.0	2015.08.0	America/N	2.04975	GBP	CAD	Sell	4,099.50	2015.08.0	24.01
Sean Wara	Tier 1 Bank Consortiu	10000935	Integral	12009943	spot	2015.08.0	2015.08.0	America/N	2.04997	GBP	CAD	Buy	2049.97	2015.08.0	-12.54
Sean Wara	Tier 1 Bank Consortiu	10000935	Integral	12009950	spot	2015.08.0	2015.08.0	America/N	2.04969	GBP	CAD	Sell	2049.69	2015.08.0	11.96
Sean Wara	Tier 1 Bank Consortiu	10000935	Integral	11101942	spot	2015.07.1	2015.07.1	America/N	2.39759	GBP	NZD	Buy	7,192.77	2015.08.1	-39.77
Sean Wara	Tier 1 Bank Consortiu	10000935	Integral	10989286	spot	2015.07.1	2015.07.1	America/N	0.65638	NZD	USD	Sell	1,312.76	2015.08.1	14.98
Sean Wara	Tier 1 Bank Consortiu	10000935	Integral	11517383	spot	2015.07.2	2015.07.2	America/N	0.72711	AUD	USD	Sell	2,181.33	2015.08.1	6.42
Sean Wara	Tier 1 Bank Consortiu	10000935	Integral	11206568	spot	2015.07.2	2015.07.2	America/N	1.65361	EUR	NZD	Buy	4,960.83	2015.08.1	90.66
Sean Wara	Tier 1 Bank Consortiu	10000935	Integral	12167572	spot	2015.08.0	2015.08.0	America/N	0.65486	NZD	USD	Buy	1,309.72	2015.08.1	15.02
Sean Wara	Tier 1 Bank Consortiu	10000935	Integral	12167573	spot	2015.08.0	2015.08.0	America/N	0.65468	NZD	USD	Sell	654.68	2015.08.1	-8.1
Sean Wara	Tier 1 Bank Consortiu	10000935	Integral	12167574	spot	2015.08.07	2015.08.0	America/N	0.65485	NZD	USD	Buy	654.85	2015.08.1	7.64
Sean Wara	Tier 1 Bank Consortiu	10000935	Integral	10966104	spot	2015.07.1	2015.07.1	America/N	0.65984	NZD	USD	Buy	1,319.68	2015.08.1	6.04
Sean Wara	Tier 1 Bank Consortiu	10000935	Integral	12167385	spot	2015.08.0	2015.08.0	America/N	0.85851	NZD	CAD	Buy	858.51	2015.08.1	1.29
Sean Wara	Tier 1 Bank Consortiu	10000935	Integral	12167386	spot	2015.08.0	2015.08.0	America/N	0.85811	NZD	CAD	Sell	1,716.22	2015.08.1	-3.67
Sean Wara	Tier 1 Bank Consortiu	10000935	Integral	12167388	spot	2015.08.0	2015.08.0	America/N	0.85845	NZD	CAD	Buy	1,716.90	2015.08.1	2.67
Sean Wara	Tier 1 Bank Consortiu	10000935	Integral	10879552	spot	2015.07.1	2015.07.1	America/N	0.70426	AUD	CHF	Sell	704.26	2015.08.1	-11.3
Sean Wara	Tier 1 Bank Consortiu	10000935	Integral	10879556	spot	2015.07.1	2015.07.1	America/N	0.70447	AUD	CHF	Buy	704.47	2015.08.12	10.86
Sean Wara	Tier 1 Bank Consortiu	10000935	Integral	11286953	spot	2015.07.2	2015.07.2	America/N	1.29543	USD	CAD	Sell	3,886.29	2015.08.1	-6.42
Sean Wara	Tier 1 Bank Consortiu	10000935	Integral	11286957	spot	2015.07.2	2015.07.2	America/N	1.29565	USD	CAD	Buy	2,591.30	2015.08.1	3.68
Sean Wara	Tier 1 Bank Consortiu	10000935	Integral	11286970	spot	2015.07.2	2015.07.2	America/N	1.29548	USD	CAD	Sell	2,590.96	2015.08.1	-4.24
Sean Wara	Tier 1 Bank Consortiu	10000935	Integral	11973958	spot	2015.08.0	2015.08.0	America/N	1.31735	USD	CAD	Buy	1317.35	2015.08.1	-14.87
Sean Wara	Tier 1 Bank Consortiu	10000935	Integral	11973964	spot	2015.08.0	2015.08.0	America/N	1.31717	USD	CAD	Sell	1317.17	2015.08.1	14.59
Sean Wara	Tier 1 Bank Consortiu	10000935	Integral	10959639	spot	2015.07.1	2015.07.1	America/N	2.36915	GBP	NZD	Buy	4,738.30	2015.08.1	-11.19
Sean Wara	Tier 1 Bank Consortiu	10000935	Integral	12010383	spot	2015.08.0	2015.08.0	America/N	81.69	NZD	JPY	Buy	163,380	2015.08.1	11.02
Sean Wara	Tier 1 Bank Consortiu	10000935	Integral	12010385	spot	2015.08.0	2015.08.0	America/N	81.677	NZD	JPY	Sell	81,677	2015.08.1	-5.73
Sean Wara	Tier 1 Bank Consortiu	10000935	Integral	12010390	spot	2015.08.0	2015.08.0	America/N	81.688	NZD	JPY	Buy	81,688	2015.08.1	5.44
Sean Wara	Tier 1 Bank Consortiu	10000935	Integral	12434106	spot	2015.08.1	2015.08.1	America/N	1.69063	EUR	NZD	Buy	1,690.63	2015.08.1	9.43
Sean Wara	Tier 1 Bank Consortiu	10000935	Integral	12505397	spot	2015.08.1	2015.08.1	America/N	2.38667	GBP	NZD	Buy	4,773.34	2015.08.1	10.99
Sean Wara	Tier 1 Bank Consortiu	10000935	Integral	9861918	spot	2015.06.2	2015.06.2	America/N	194.55	GBP	JPY	Buy	583,650	2015.08.1	10.87
Sean Wara	Tier 1 Bank Consortiu	10000935	Integral	12434110	spot	2015.08.12	2015.08.1	America/N	1.69029	EUR	NZD	Sell	1690.29	2015.08.1	6.15
Sean Wara	Tier 1 Bank Consortiu	10000935	Integral	12387789	spot	2015.08.1	2015.08.1	America/N	1.70049	EUR	NZD	Buy	1700.49	2015.08.1	-12.85
Sean Wara	Tier 1 Bank Consortiu	10000935	Integral	12387791	spot	2015.08.1	2015.08.1	America/N	1.70025	EUR	NZD	Sell	1700.25	2015.08.1	12.45
Sean Wara	Tier 1 Bank Consortiu	10000935	Integral	12601653	spot	2015.08.1	2015.08.1	America/N	1.6815	EUR	NZD	Buy	3,363	2015.08.2	31.14
Sean Wara	Tier 1 Bank Consortiu	10000935	Integral	12852677	spot	2015.08.2	2015.08.2	America/N	1.71902	EUR	NZD	Buy	5,157.06	2015.08.2	21.9

Sean Wara	Tier 1 Bank Consortiu	10000935	Integral	12852674	spot	2015.08.2	2015.08.2	America/N	1.71904	EUR	NZD	Buy	3,438.08	2015.08.2	27.43
Sean Wara	Tier 1 Bank Consortiu	10000935	Integral	12841374	spot	2015.08.2	2015.08.2	America/N	0.69514	AUD	CHF	Sell	1,390.28	2015.08.2	39.84
Sean Wara	Tier 1 Bank Consortiu	10000935	Integral	10641815	spot	2015.07.0	2015.07.0	America/N	0.67239	NZD	USD	Buy	672.39	2015.08.2	-12.9
Sean Wara	Tier 1 Bank Consortiu	10000935	Integral	12717937	spot	2015.08.2	2015.08.2	America/N	2.05788	GBP	CAD	Buy	4,115.76	2015.08.2	36.42
Sean Wara	Tier 1 Bank Consortiu	10000935	Integral	12453834	spot	2015.08.1	2015.08.1	America/N	2.36106	GBP	NZD	Buy	2361.06	2015.08.2	26.86
Sean Wara	Tier 1 Bank Consortiu	10000935	Integral	12863938	spot	2015.08.2	2015.08.2	America/N	1.74161	EUR	NZD	Buy	5,224.83	2015.08.2	33.85
Sean Wara	Tier 1 Bank Consortiu	10000935	Integral	12863935	spot	2015.08.2	2015.08.2	America/N	1.74137	EUR	NZD	Buy	3,482.74	2015.08.2	24.33
Sean Wara	Tier 1 Bank Consortiu	10000935	Integral	12864223	spot	2015.08.2	2015.08.2	America/N	2.07842	GBP	CAD	Buy	6,235.26	2015.08.2	26.23
Sean Wara	Tier 1 Bank Consortiu	10000935	Integral	12382925	spot	2015.08.1	2015.08.1	America/N	2.39953	GBP	NZD	Buy	7,198.59	2015.08.2	10.73
Sean Wara	Tier 1 Bank Consortiu	10000935	Integral	11206572	spot	2015.07.2	2015.07.2	America/N	1.65311	EUR	NZD	Sell	4,959.33	2015.08.2	-258.07
Sean Wara	Tier 1 Bank Consortiu	10000935	Integral	9727313	spot	2015.06.2	2015.06.2	America/N	2.29924	GBP	NZD	Sell	6,897.72	2015.08.2	-252.05
Sean Wara	Tier 1 Bank Consortiu	10000935	Integral	10545958	spot	2015.07.0	2015.07.0	America/N	2.2975	GBP	NZD	Sell	4,595	2015.08.2	-170.98
Sean Wara	Tier 1 Bank Consortiu	10000935	Integral	9729681	spot	2015.06.2	2015.06.2	America/N	0.77564	AUD	USD	Buy	2,326.92	2015.08.2	-169.41
Sean Wara	Tier 1 Bank Consortiu	10000935	Integral	12370571	spot	2015.08.1	2015.08.1	America/N	2.38331	GBP	NZD	Buy	4,766.62	2015.08.2	60.86
Sean Wara	Tier 1 Bank Consortiu	10000935	Integral	12864717	spot	2015.08.2	2015.08.2	America/N	0.6589	NZD	USD	Sell	1,976.70	2015.08.2	35.64
Sean Wara	Tier 1 Bank Consortiu	10000935	Integral	12585565	spot	2015.08.1	2015.08.1	America/N	194.32	GBP	JPY	Buy	388,640	2015.08.2	-140.8
Sean Wara	Tier 1 Bank Consortiu	10000935	Integral	12437953	spot	2015.08.1	2015.08.1	America/N	0.66299	NZD	USD	Sell	662.99	2015.08.2	18.03
Sean Wara	Tier 1 Bank Consortiu	10000935	Integral	9727124	spot	2015.06.2	2015.06.2	America/N	0.68858	NZD	USD	Buy	2,065.74	2015.08.2	-140.16
Sean Wara	Tier 1 Bank Consortiu	10000935	Integral	12370572	spot	2015.08.1	2015.08.1	America/N	2.3824	GBP	NZD	Sell	4,764.80	2015.08.2	-140.4
Sean Wara	Tier 1 Bank Consortiu	10000935	Integral	10567385	spot	2015.07.0	2015.07.0	America/N	185.249	GBP	JPY	Sell	555,747	2015.08.2	12.3
Sean Wara	Tier 1 Bank Consortiu	10000935	Integral	10223400	spot	2015.07.0	2015.07.0	America/N	0.76316	AUD	USD	Sell	763.16	2015.08.2	49.68
Sean Wara	Tier 1 Bank Consortiu	10000935	Integral	12601668	spot	2015.08.1	2015.08.1	America/N	1.6807	EUR	NZD	Sell	3,361.40	2015.08.2	-156.89
Sean Wara	Tier 1 Bank Consortiu	10000935	Integral	12717934	spot	2015.08.2	2015.08.2	America/N	2.05737	GBP	CAD	Sell	6,172.11	2015.08.2	-86.27
Sean Wara	Tier 1 Bank Consortiu	10000935	Integral	12717938	spot	2015.08.2	2015.08.2	America/N	2.05735	GBP	CAD	Sell	4,114.70	2015.08.2	-57.18
Sean Wara	Tier 1 Bank Consortiu	10000935	Integral	12841371	spot	2015.08.2	2015.08.2	America/N	0.69538	AUD	CHF	Buy	2,086.14	2015.08.2	-95.15
Sean Wara	Tier 1 Bank Consortiu	10000935	Integral	12841375	spot	2015.08.2	2015.08.2	America/N	0.69534	AUD	CHF	Buy	1,390.68	2015.08.2	-63.44
Sean Wara	Tier 1 Bank Consortiu	10000935	Integral	10223401	spot	2015.07.0	2015.07.0	America/N	0.76342	AUD	USD	Buy	763.42	2015.08.2	-47.22
Sean Wara	Tier 1 Bank Consortiu	10000935	Integral	12453837	spot	2015.08.1	2015.08.1	America/N	2.36025	GBP	NZD	Sell	2360.25	2015.08.2	-48.02
Sean Wara	Tier 1 Bank Consortiu	10000935	Integral	12841457	spot	2015.08.2	2015.08.2	America/N	1.31706	USD	CAD	Sell	2,634.12	2015.08.2	-15.83
Sean Wara	Tier 1 Bank Consortiu	10000935	Integral	12841465	spot	2015.08.2	2015.08.2	America/N	1.31705	USD	CAD	Sell	2,634.10	2015.08.2	-15.85
Sean Wara	Tier 1 Bank Consortiu	10000935	Integral	12437961	spot	2015.08.1	2015.08.1	America/N	0.66321	NZD	USD	Buy	663.21	2015.08.2	-14.87
Sean Wara	Tier 1 Bank Consortiu	10000935	Integral	12585567	spot	2015.08.1	2015.08.1	America/N	194.296	GBP	JPY	Sell	388,592	2015.08.2	153.79
Sean Wara	Tier 1 Bank Consortiu	10000935	Integral	12841463	spot	2015.08.2	2015.08.2	America/N	1.31721	USD	CAD	Buy	2,634.42	2015.08.2	15.37
Sean Wara	Tier 1 Bank Consortiu	10000935	Integral	12852727	spot	2015.08.2	2015.08.2	America/N	1.3224	USD	CAD	Buy	2,644.80	2015.08.2	7.56
Sean Wara	Tier 1 Bank Consortiu	10000935	Integral	13328879	spot	2015.09.0	2015.09.0	America/N	0.6406	NZD	USD	Sell	1,921.80	2015.09.1	24.09
Sean Wara	Tier 1 Bank Consortiu	10000935	Integral	13280467	spot	2015.09.0	2015.09.0	America/N	0.70345	AUD	USD	Sell	1,406.90	2015.09.1	-10.18
Sean Wara	Tier 1 Bank Consortiu	10000935	Integral	13280469	spot	2015.09.0	2015.09.0	America/N	0.7036	AUD	USD	Buy	2,110.80	2015.09.1	9.58
Sean Wara	Tier 1 Bank Consortiu	10000935	Integral	13510809	spot	2015.09.0	2015.09.0	America/N	1.32218	USD	CAD	Buy	2,644.36	2015.09.1	-2.12
Sean Wara	Tier 1 Bank Consortiu	10000935	Integral	13510811	spot	2015.09.0	2015.09.0	America/N	1.32201	USD	CAD	Sell	2,644.02	2015.09.1	1.57
Sean Wara	Tier 1 Bank Consortiu	10000935	Integral	13630300	spot	2015.09.1	2015.09.1	America/N	0.83806	NZD	CAD	Buy	1,676.12	2015.09.1	9.23
Sean Wara	Tier 1 Bank Consortiu	10000935	Integral	13630312	spot	2015.09.1	2015.09.1	America/N	0.83784	NZD	CAD	Sell	837.84	2015.09.1	-5.06
Sean Wara	Tier 1 Bank Consortiu	10000935	Integral	13630315	spot	2015.09.1	2015.09.1	America/N	0.83812	NZD	CAD	Buy	838.12	2015.09.1	4.65
Sean Wara	Tier 1 Bank Consortiu	10000935	Integral	13328882	spot	2015.09.0	2015.09.0	America/N	0.64079	NZD	USD	Buy	1,922.37	2015.10.0	3.9
Sean Wara	Tier 1 Bank Consortiu	10000935	Integral	13600440	spot	2015.09.1	2015.09.1	America/N	0.63241	NZD	USD	Sell	632.41	2015.10.0	-9.87
Sean Wara	Tier 1 Bank Consortiu	10000935	Integral	13600441	spot	2015.09.1	2015.09.1	America/N	0.63256	NZD	USD	Buy	632.56	2015.10.0	9.56
Sean Wara	Tier 1 Bank Consortiu	10000935	Integral	14006367	spot	2015.09.2	2015.09.2	America/N	0.70025	AUD	USD	Buy	1,400.50	2015.10.0	10.28
Sean Wara	Tier 1 Bank Consortiu	10000935	Integral	14006373	spot	2015.09.2	2015.09.2	America/N	0.70017	AUD	USD	Sell	700.17	2015.10.0	-5.38
Sean Wara	Tier 1 Bank Consortiu	10000935	Integral	14006376	spot	2015.09.2	2015.09.2	America/N	0.7003	AUD	USD	Buy	700.3	2015.10.0	5.09
Sean Wara	Tier 1 Bank Consortiu	10000935	Integral	13821607	spot	2015.09.2	2015.09.2	America/N	1.7734	EUR	NZD	Buy	3,546.08	2015.10.0	-46.44
Sean Wara	Tier 1 Bank Consortiu	10000935	Integral	13821612	spot	2015.09.2	2015.09.2	America/N	1.77304	EUR	NZD	Sell	3,546.08	2015.10.0	45.23
Sean Wara	Tier 1 Bank Consortiu	10000935	Integral	14101431	spot	2015.10.0	2015.10.0	America/N	1.32972	USD	CAD	Buy	3,989.16	2015.10.0	-16.56
Sean Wara	Tier 1 Bank Consortiu	10000935	Integral	14101433	spot	2015.10.0	2015.10.0	America/N	1.32953	USD	CAD	Sell	3,988.59	2015.10.0	15.83
Sean Wara	Tier 1 Bank Consortiu	10000935	Integral	14132461	spot	2015.10.0	2015.10.0	America/N	0.63979	NZD	USD	Buy	1,919.37	2015.10.0	17.97

Sean Wara Tier 1 Bank Consortiu	10000935	Integral	14132463	spot	2015.10.0	2015.10.0	America/N	0.63961	NZD	USD	Sell	639.61	2015.10.0	-7.36
Sean Wara Tier 1 Bank Consortiu	10000935	Integral	14132466	spot	2015.10.0	2015.10.0	America/N	0.63983	NZD	USD	Buy	639.83	2015.10.0	7
Sean Wara Tier 1 Bank Consortiu	10000935	Integral	14208644	spot	2015.10.0	2015.10.0	America/N	0.63408	NZD	CHF	Sell	634.08	2015.10.0	0.93
Sean Wara Tier 1 Bank Consortiu	10000935	Integral	14208646	spot	2015.10.0	2015.10.0	America/N	0.63434	NZD	CHF	Buy	634.34	2015.10.0	-1.62
Sean Wara Tier 1 Bank Consortiu	10000935	Integral	14208642	spot	2015.10.0	2015.10.0	America/N	0.63434	NZD	CHF	Buy	1,268.68	2015.10.0	12.3
Sean Wara Tier 1 Bank Consortiu	10000935	Integral	14270573	spot	2015.10.0	2015.10.0	America/N	1.12364	EUR	USD	Buy	3,370.92	2015.10.0	7.08
Sean Wara Tier 1 Bank Consortiu	10000935	Integral	14270574	spot	2015.10.0	2015.10.0	America/N	1.12343	EUR	USD	Sell	2,246.86	2015.10.0	-5.38
Sean Wara Tier 1 Bank Consortiu	10000935	Integral	14270575	spot	2015.10.0	2015.10.0	America/N	1.12351	EUR	USD	Buy	2,247.02	2015.10.0	4.9
Sean Wara Tier 1 Bank Consortiu	10000935	Integral	14280211	spot	2015.10.0	2015.10.0	America/N	0.71751	AUD	USD	Buy	2,152.53	2015.10.0	19.05
Sean Wara Tier 1 Bank Consortiu	10000935	Integral	14280217	spot	2015.10.0	2015.10.0	America/N	0.71735	AUD	USD	Sell	1,434.70	2015.10.0	-13.18
Sean Wara Tier 1 Bank Consortiu	10000935	Integral	14280224	spot	2015.10.0	2015.10.0	America/N	0.71745	AUD	USD	Buy	1,434.90	2015.10.0	13.04
Sean Wara Tier 1 Bank Consortiu	10000935	Integral	14402227	spot	2015.10.1	2015.10.1	America/N	182.576	GBP	JPY	Buy	365,152	2015.10.1	25
Sean Wara Tier 1 Bank Consortiu	10000935	Integral	14402239	spot	2015.10.1	2015.10.1	America/N	182.561	GBP	JPY	Sell	182561	2015.10.1	-12.78
Sean Wara Tier 1 Bank Consortiu	10000935	Integral	14402247	spot	2015.10.1	2015.10.1	America/N	182.58	GBP	JPY	Buy	182580	2015.10.1	12.54
Sean Wara Tier 1 Bank Consortiu	10000935	Integral	14514797	spot	2015.10.1	2015.10.1	America/N	0.93811	AUD	CAD	Buy	2,814.33	2015.10.1	15.36
Sean Wara Tier 1 Bank Consortiu	10000935	Integral	14514799	spot	2015.10.1	2015.10.1	America/N	0.93774	AUD	CAD	Sell	93774	2015.10.1	-5.57
Sean Wara Tier 1 Bank Consortiu	10000935	Integral	14514800	spot	2015.10.1	2015.10.1	America/N	0.93798	AUD	CAD	Buy	93798	2015.10.1	5.2
Sean Wara Tier 1 Bank Consortiu	10000935	Integral	14624850	spot	2015.10.2	2015.10.2	America/N	1.47545	GBP	CHF	Buy	5,901.80	2015.10.2	81.89
Sean Wara Tier 1 Bank Consortiu	10000935	Integral	14624852	spot	2015.10.2	2015.10.2	America/N	1.47506	GBP	CHF	Sell	1475.06	2015.10.2	-21.35
Sean Wara Tier 1 Bank Consortiu	10000935	Integral	14624854	spot	2015.10.2	2015.10.2	America/N	1.47546	GBP	CHF	Buy	1475.46	2015.10.2	20.6
Sean Wara Tier 1 Bank Consortiu	10000935	Integral	14724218	spot	2015.10.2	2015.10.2	America/N	0.94444	AUD	CAD	Buy	3,777.76	2015.10.2	28.58
Sean Wara Tier 1 Bank Consortiu	10000935	Integral	14724225	spot	2015.10.2	2015.10.2	America/N	0.94428	AUD	CAD	Sell	944.28	2015.10.2	-7.43
Sean Wara Tier 1 Bank Consortiu	10000935	Integral	14724227	spot	2015.10.2	2015.10.2	America/N	0.94445	AUD	CAD	Buy	944.45	2015.10.2	7.16
Sean Wara Tier 1 Bank Consortiu	10000935	Integral	14934133	spot	2015.10.3	2015.10.3	America/N	91.575	CAD	JPY	Buy	183,150	2015.10.3	13.25
Sean Wara Tier 1 Bank Consortiu	10000935	Integral	14934122	spot	2015.10.3	2015.10.3	America/N	91.553	CAD	JPY	Sell	183,106	2015.11.0	-20.73
Sean Wara Tier 1 Bank Consortiu	10000935	Integral	14946544	spot	2015.11.0	2015.11.0	America/N	92.177	CAD	JPY	Buy	184,354	2015.11.0	10.18
Sean Wara Tier 1 Bank Consortiu	10000935	Integral	14849977	spot	2015.10.2	2015.10.2	America/N	0.93948	AUD	CAD	Buy	4,697.40	2015.11.0	16.77
Sean Wara Tier 1 Bank Consortiu	10000935	Integral	14849987	spot	2015.10.2	2015.10.2	America/N	0.93925	AUD	CAD	Sell	939.25	2015.11.0	-3.68
Sean Wara Tier 1 Bank Consortiu	10000935	Integral	14849992	spot	2015.10.2	2015.10.2	America/N	0.93949	AUD	CAD	Buy	939.49	2015.11.0	3.33
Sean Wara Tier 1 Bank Consortiu	10000935	Integral	15062032	spot	2015.11.0	2015.11.0	America/N	0.93913	AUD	CAD	Sell	1,878.26	2015.11.0	-7.5
Sean Wara Tier 1 Bank Consortiu	10000935	Integral	15182618	spot	2015.11.0	2015.11.0	America/N	14.32545	USD	ZAR	Buy	14,325.45	2015.11.0	-1.41
Sean Wara Tier 1 Bank Consortiu	10000935	Integral	15182620	spot	2015.11.0	2015.11.0	America/N	14.32125	USD	ZAR	Sell	14321.25	2015.11.0	0.75
Sean Wara Tier 1 Bank Consortiu	10000935	Integral	15212266	spot	2015.11.1	2015.11.1	America/N	14.26775	USD	ZAR	Buy	14267.75	2015.11.1	-11.71
Sean Wara Tier 1 Bank Consortiu	10000935	Integral	15212268	spot	2015.11.1	2015.11.1	America/N	14.26265	USD	ZAR	Sell	14262.65	2015.11.1	10.84
Sean Wara Tier 1 Bank Consortiu	10000935	Integral	15330904	spot	2015.11.1	2015.11.1	America/N	0.70596	EUR	GBP	Buy	2,117.88	2015.11.1	15.81
Sean Wara Tier 1 Bank Consortiu	10000935	Integral	15390277	spot	2015.11.1	2015.11.1	America/N	14.4171	USD	ZAR	Buy	14417.1	2015.11.1	-17.91
Sean Wara Tier 1 Bank Consortiu	10000935	Integral	15173984	spot	2015.11.0	2015.11.0	America/N	14.25975	USD	ZAR	Sell	42,779.25	2015.11.1	18.56
Sean Wara Tier 1 Bank Consortiu	10000935	Integral	15479186	spot	2015.11.1	2015.11.1	America/N	14.18425	USD	ZAR	Sell	14184.25	2015.11.1	0.89
Sean Wara Tier 1 Bank Consortiu	10000935	Integral	15447529	spot	2015.11.1	2015.11.1	America/N	1.06387	EUR	USD	Sell	2,127.74	2015.11.1	-12.36
Sean Wara Tier 1 Bank Consortiu	10000935	Integral	15447533	spot	2015.11.1	2015.11.1	America/N	1.06393	EUR	USD	Buy	2,127.86	2015.11.1	11.94
Sean Wara Tier 1 Bank Consortiu	10000935	Integral	15493005	spot	2015.11.1	2015.11.1	America/N	14.16325	USD	ZAR	Sell	28,326.50	2015.11.1	20.43
Sean Wara Tier 1 Bank Consortiu	10000935	Integral	15493006	spot	2015.11.1	2015.11.1	America/N	14.17235	USD	ZAR	Buy	14172.35	2015.11.1	-11.1
Sean Wara Tier 1 Bank Consortiu	10000935	Integral	15493007	spot	2015.11.1	2015.11.1	America/N	14.16345	USD	ZAR	Sell	14163.45	2015.11.1	10.21
Sean Wara Tier 1 Bank Consortiu	10000935	Integral	15526045	spot	2015.11.1	2015.11.1	America/N	0.71913	AUD	USD	Buy	1,438.26	2015.11.1	0.34
Sean Wara Tier 1 Bank Consortiu	10000935	Integral	15492905	spot	2015.11.1	2015.11.1	America/N	0.69949	EUR	GBP	Buy	2,797.96	2015.11.2	12.96
Sean Wara Tier 1 Bank Consortiu	10000935	Integral	15019452	spot	2015.11.0	2015.11.0	America/N	0.71849	AUD	USD	Sell	718.49	2015.11.2	-4.88
Sean Wara Tier 1 Bank Consortiu	10000935	Integral	15606908	spot	2015.11.23	2015.11.2	America/N	1.06077	EUR	USD	Buy	2,121.54	2015.11.23	5.04
Sean Wara Tier 1 Bank Consortiu	10000935	Integral	15330910	spot	2015.11.1	2015.11.1	America/N	0.70576	EUR	GBP	Sell	705.76	2015.11.2	-3.05
Sean Wara Tier 1 Bank Consortiu	10000935	Integral	15330911	spot	2015.11.1	2015.11.1	America/N	0.70592	EUR	GBP	Buy	705.92	2015.11.2	2.57
Sean Wara Tier 1 Bank Consortiu	10000935	Integral	15682972	spot	2015.11.2	2015.11.2	America/N	0.70212	EUR	GBP	Buy	2,106.36	2015.11.2	8.64
Sean Wara Tier 1 Bank Consortiu	10000935	Integral	15709871	spot	2015.11.2	2015.11.2	America/N	14.30815	USD	ZAR	Buy	14308.15	2015.11.3	4.75
Sean Wara Tier 1 Bank Consortiu	10000935	Integral	15019453	spot	2015.11.04	2015.11.0	America/N	0.71875	AUD	USD	Buy	718.75	2015.12.0	7.33
Sean Wara Tier 1 Bank Consortiu	10000935	Integral	15531363	spot	2015.11.1	2015.11.1	America/N	0.71907	AUD	USD	Sell	1,438.14	2015.12.0	-14

Sean Wara	Tier 1 Bank Consortiu	10000935	Integral	15526765	spot	2015.11.1	2015.11.1	America/N	0.72035	AUD	USD	Buy	2,881.40	2015.12.0	22.24
Sean Wara	Tier 1 Bank Consortiu	10000935	Integral	15727332	spot	2015.11.2	2015.11.2	America/N	1.05958	EUR	USD	Sell	1059.58	2015.12.0	1.83
Sean Wara	Tier 1 Bank Consortiu	10000935	Integral	15758823	spot	2015.12.0	2015.12.0	America/N	0.70174	EUR	GBP	Buy	2,806.96	2015.12.0	17.55
Sean Wara	Tier 1 Bank Consortiu	10000935	Integral	15682974	spot	2015.11.2	2015.11.2	America/N	0.70213	EUR	GBP	Buy	702.13	2015.12.0	3.89
Sean Wara	Tier 1 Bank Consortiu	10000935	Integral	15682973	spot	2015.11.2	2015.11.2	America/N	0.70196	EUR	GBP	Sell	701.96	2015.12.0	-4.39
Sean Wara	Tier 1 Bank Consortiu	10000935	Integral	15499118	spot	2015.11.1	2015.11.1	America/N	0.71562	AUD	USD	Buy	1,431.24	2015.12.0	30.74
Sean Wara	Tier 1 Bank Consortiu	10000935	Integral	15758271	spot	2015.12.0	2015.12.0	America/N	14.39375	USD	ZAR	Buy	14,393.75	2015.12.0	3.54
Sean Wara	Tier 1 Bank Consortiu	10000935	Integral	15764287	spot	2015.12.0	2015.12.01	America/N	1.05877	EUR	USD	Buy	4,235.08	2015.12.0	14.64
Sean Wara	Tier 1 Bank Consortiu	10000935	Integral	15606911	spot	2015.11.2	2015.11.2	America/N	1.06084	EUR	USD	Buy	1060.84	2015.12.0	1.59
Sean Wara	Tier 1 Bank Consortiu	10000935	Integral	15606910	spot	2015.11.2	2015.11.2	America/N	1.06064	EUR	USD	Sell	1060.64	2015.12.0	-1.93
Sean Wara	Tier 1 Bank Consortiu	10000935	Integral	15813325	spot	2015.12.0	2015.12.0	America/N	1.0571	EUR	USD	Buy	4,228.40	2015.12.0	14.6
Sean Wara	Tier 1 Bank Consortiu	10000935	Integral	15813375	spot	2015.12.0	2015.12.0	America/N	1.05742	EUR	USD	Buy	1057.42	2015.12.0	3.34
Sean Wara	Tier 1 Bank Consortiu	10000935	Integral	15838619	spot	2015.12.0	2015.12.0	America/N	1.05518	EUR	USD	Buy	4,220.72	2015.12.0	35.4
Sean Wara	Tier 1 Bank Consortiu	10000935	Integral	15638490	spot	2015.11.2	2015.11.2	America/N	1.06408	EUR	USD	Buy	2,128.16	2015.12.0	3.14
Sean Wara	Tier 1 Bank Consortiu	10000935	Integral	15764313	spot	2015.12.0	2015.12.0	America/N	1.0585	EUR	USD	Sell	2,117	2015.12.0	-14.36
Sean Wara	Tier 1 Bank Consortiu	10000935	Integral	15764319	spot	2015.12.0	2015.12.0	America/N	1.05857	EUR	USD	Buy	2,117.14	2015.12.0	13.2
Sean Wara	Tier 1 Bank Consortiu	10000935	Integral	15813483	spot	2015.12.0	2015.12.0	America/N	1.05712	EUR	USD	Sell	1057.12	2015.12.0	-27.69
Sean Wara	Tier 1 Bank Consortiu	10000935	Integral	15019429	spot	2015.11.0	2015.11.0	America/N	0.71875	AUD	USD	Buy	3,593.75	2015.12.0	76.9
Sean Wara	Tier 1 Bank Consortiu	10000935	Integral	15785604	spot	2015.12.0	2015.12.0	America/N	14.44975	USD	ZAR	Buy	28,899.50	2015.12.0	-10.56
Sean Wara	Tier 1 Bank Consortiu	10000935	Integral	15819176	spot	2015.12.0	2015.12.0	America/N	14.34785	USD	ZAR	Sell	28,695.70	2015.12.0	-4.24
Sean Wara	Tier 1 Bank Consortiu	10000935	Integral	15883863	spot	2015.12.0	2015.12.0	America/N	1.09141	EUR	USD	Sell	3,274.23	2015.12.0	-10.14
Sean Wara	Tier 1 Bank Consortiu	10000935	Integral	15883864	spot	2015.12.0	2015.12.0	America/N	1.09154	EUR	USD	Buy	3,274.62	2015.12.0	9.33
Sean Wara	Tier 1 Bank Consortiu	10000935	Integral	15945526	spot	2015.12.0	2015.12.0	America/N	14.53755	USD	ZAR	Buy	14537.55	2015.12.0	-0.1
Sean Wara	Tier 1 Bank Consortiu	10000935	Integral	15945524	spot	2015.12.0	2015.12.0	America/N	14.53482	USD	ZAR	Sell	43,604.46	2015.12.0	4.04
Sean Wara	Tier 1 Bank Consortiu	10000935	Integral	15782738	spot	2015.12.0	2015.12.01	America/N	0.73168	AUD	USD	Sell	1,463.36	2015.12.0	15.86
Sean Wara	Tier 1 Bank Consortiu	10000935	Integral	15123755	spot	2015.11.0	2015.11.0	America/N	0.70717	AUD	USD	Sell	1,414.34	2015.12.0	-33.14
Sean Wara	Tier 1 Bank Consortiu	10000935	Integral	15499121	spot	2015.11.1	2015.11.1	America/N	0.71546	AUD	USD	Sell	1,430.92	2015.12.08	-11.02
Sean Wara	Tier 1 Bank Consortiu	10000935	Integral	16014341	spot	2015.12.0	2015.12.0	America/N	14.87635	USD	ZAR	Buy	74,381.75	2015.12.1	32.76
Sean Wara	Tier 1 Bank Consortiu	10000935	Integral	16014369	spot	2015.12.0	2015.12.0	America/N	14.88605	USD	ZAR	Buy	44,658.15	2015.12.10	17.71
Sean Wara	Tier 1 Bank Consortiu	10000935	Integral	16029050	spot	2015.12.1	2015.12.1	America/N	15.01715	USD	ZAR	Buy	45,051.45	2015.12.1	55.51
Sean Wara	Tier 1 Bank Consortiu	10000935	Integral	16029048	spot	2015.12.1	2015.12.1	America/N	15.01715	USD	ZAR	Buy	75,085.75	2015.12.1	116.07
Sean Wara	Tier 1 Bank Consortiu	10000935	Integral	16047223	spot	2015.12.1	2015.12.1	America/N	15.20835	USD	ZAR	Buy	45,625.05	2015.12.1	32.33
Sean Wara	Tier 1 Bank Consortiu	10000935	Integral	16054223	spot	2015.12.1	2015.12.1	America/N	15.41725	USD	ZAR	Buy	46,251.75	2015.12.1	55.08
Sean Wara	Tier 1 Bank Consortiu	10000935	Integral	16054222	spot	2015.12.1	2015.12.1	America/N	15.41685	USD	ZAR	Buy	77,084.25	2015.12.1	122.13
Sean Wara	Tier 1 Bank Consortiu	10000935	Integral	16021564	spot	2015.12.1	2015.12.1	America/N	0.72493	CAD	CHF	Buy	2,899.72	2015.12.1	-13.27
Sean Wara	Tier 1 Bank Consortiu	10000935	Integral	16021566	spot	2015.12.1	2015.12.1	America/N	0.72454	CAD	CHF	Sell	724.54	2015.12.1	4.49
Sean Wara	Tier 1 Bank Consortiu	10000935	Integral	16021567	spot	2015.12.1	2015.12.1	America/N	0.72491	CAD	CHF	Buy	724.91	2015.12.1	-5.09
Sean Wara	Tier 1 Bank Consortiu	10000935	Integral	16009211	spot	2015.12.0	2015.12.0	America/N	89.851	CAD	JPY	Sell	89,851	2015.12.1	16.99
Sean Wara	Tier 1 Bank Consortiu	10000935	Integral	16072249	spot	2015.12.1	2015.12.11	America/N	88.559	CAD	JPY	Sell	265,677	2015.12.1	16
Sean Wara	Tier 1 Bank Consortiu	10000935	Integral	16009212	spot	2015.12.0	2015.12.0	America/N	89.858	CAD	JPY	Buy	89858	2015.12.1	-16.09
Sean Wara	Tier 1 Bank Consortiu	10000935	Integral	16009202	spot	2015.12.0	2015.12.09	America/N	89.864	CAD	JPY	Buy	269,592	2015.12.1	-47.59
Sean Wara	Tier 1 Bank Consortiu	10000935	Integral	16090445	spot	2015.12.1	2015.12.1	America/N	15.25055	USD	ZAR	Buy	61,002.20	2015.12.1	-47.86
Sean Wara	Tier 1 Bank Consortiu	10000935	Integral	15709870	spot	2015.11.2	2015.11.2	America/N	14.30225	USD	ZAR	Sell	71,511.25	2015.12.1	-350.39
Sean Wara	Tier 1 Bank Consortiu	10000935	Integral	16073818	spot	2015.12.1	2015.12.11	America/N	15.83515	USD	ZAR	Buy	79,175.75	2015.12.1	-164.56
Sean Wara	Tier 1 Bank Consortiu	10000935	Integral	16092955	spot	2015.12.1	2015.12.1	America/N	15.06645	USD	ZAR	Sell	60,265.80	2015.12.1	-49.92
Sean Wara	Tier 1 Bank Consortiu	10000935	Integral	16073815	spot	2015.12.1	2015.12.1	America/N	15.83455	USD	ZAR	Buy	47,503.65	2015.12.1	-138.78
Sean Wara	Tier 1 Bank Consortiu	10000935	Integral	15126650	spot	2015.11.0	2015.11.0	America/N	0.70745	AUD	USD	Sell	2,122.35	2015.12.1	-54.78
Sean Wara	Tier 1 Bank Consortiu	10000935	Integral	16013613	spot	2015.12.0	2015.12.0	America/N	14.66985	USD	ZAR	Sell	44,009.55	2015.12.1	-100.57
Sean Wara	Tier 1 Bank Consortiu	10000935	Integral	16104538	spot	2015.12.1	2015.12.1	America/N	15.25775	USD	ZAR	Buy	61,031	2015.12.1	-35.17
Sean Wara	Tier 1 Bank Consortiu	10000935	Integral	15925531	spot	2015.12.0	2015.12.0	America/N	0.73341	AUD	USD	Buy	2,200.23	2015.12.1	-26.01
Sean Wara	Tier 1 Bank Consortiu	10000935	Integral	16054682	spot	2015.12.1	2015.12.1	America/N	0.72642	AUD	USD	Sell	1,452.84	2015.12.1	3.72
Sean Wara	Tier 1 Bank Consortiu	10000935	Integral	15782740	spot	2015.12.0	2015.12.0	America/N	0.73183	AUD	USD	Buy	1,463.66	2015.12.1	-15
Sean Wara	Tier 1 Bank Consortiu	10000935	Integral	15961380	spot	2015.12.0	2015.12.0	America/N	0.72081	AUD	USD	Sell	1,441.62	2015.12.1	-7.5

Sean Wara	Tier 1 Bank Consortiu	10000935	Integral	15961383	spot	2015.12.0	2015.12.0	America/N	0.72096	AUD	USD	Buy	1,441.92	2015.12.1	6.7

FEX0316340766

UNITED STATES DISTRICT COURT
SOUTHERN DISTRICT OF NEW YORK

---------- x

IN RE FOREIGN EXCHANGE BENCHMARK RATES ANTITRUST LITIGATION

No. 1:13-cv-07789-LGS

AMENDED DATA FILE(S) DECLARATION

---------- x

I, _____ declare:
Name of Authorized Representative

1. I am _____ of _____
Title of Position Held — Name of Institution/Company

located at _____.
Address (include number and street, city, state/province, zip code, and country)

_____ authorized me to file his, her, or its claim in the above-captioned action.
Name of Claimant

2. On behalf of Sean Waraich, in response to the Claims Administrator's
Name of Claimant

Rejection Notification, I am submitting amended trade file(s). The Claim Number corresponding to the amended trade file(s) is 10000935.
Claim Number

3. I acknowledge that the Claims Administrator may require that Sean Waraich provide supporting documentation verifying the trades included in the
Name of Claimant

amended trade file(s) that I am submitting.

Claim No: 10000935

4. All of the information provided by Sean Waraich and/or me in
Name of Claimant

connection with this claim is true and correct and that the amended data file(s), and any supporting documentation verifying its or their contents, are true and correct copies of what they purport to be.

5. I acknowledge that this claim belonging to Sean Waraich and these
Name of Claimant

amended trade file(s) are submitted under penalty of perjury under the laws of the United States of America.

Signature

Sean Waraich
Print Name

9-24-20
Date

Attachment B

FEX0316340766

IN RE FOREIGN EXCHANGE BENCHMARK RATES ANTITRUST LITIGATION

Issue Date: September 2, 2020
Response Due Date: October 2, 2020
Claim No: 10000935

NOTICE OF REJECTION OF YOUR ENTIRE CLAIM

UNLESS YOU TAKE FURTHER ACTION BY THE RESPONSE DUE DATE, THIS IS THE ONLY NOTICE YOU WILL RECEIVE WITH RESPECT TO THIS CLAIM.

Your Response Due Date is provided above. If you are experiencing hardship accessing your data due to the COVID-19 pandemic and cannot respond by the Response Due Date, please contact us using the email address info@FXAntitrustSettlement.com for case-by-case accommodation.

The Claims Administrator has processed the Proof of Claim and Release Form ("Claim Form") and the data file(s) submitted with respect to the above-referenced Claim Number, which you filed under Option 2. This claim has been rejected in its entirety because the data file(s) are deficient for the reason(s) stated below:

In addition, certain transactions in your data file(s) have been rejected as ineligible for the reasons stated below:

(R9) In order for the Claims Administrator to determine USD quantity, the fields BASE CURRENCY and QUOTED CURRENCY must both be present with recognized FX ISO codes; BASE AMOUNT and/or CONTRA AMOUNT must be present and not zero (0); and a valid TRADE RATE must be present. If you do not provide the CONTRA AMOUNT leave the field blank.

If you are resubmitting your data file(s), you must remove all invalid trades. Please be advised that you may be subject to verification requirements for trades that you resubmit. New trades that were not included in your original data file(s) will not be accepted. Please resubmit your amended file(s) following the procedures detailed in your Notification.

(R10) The supplied trade rate is significantly and materially different from the prevailing daily rate for this currency pair on this trade date.

If you are resubmitting your data file(s), you must remove all invalid trades. Please be advised that you may be subject to verification requirements for trades that you resubmit. New trades that were not included in your original data file(s) will not be accepted. Please resubmit your amended file(s) following the procedures detailed in your Notification.

(R11) At least one of the currencies in BASE CURRENCY or QUOTED CURRENCY of this trade is not a recognized FX ISO Code.

Please correct the ISO Codes in the identified trades and resubmit your amended file(s) following the procedures detailed in your Notification.

Claim No: 10000935

(R12) One or both of the BASE AMOUNT and CONTRA AMOUNT has been determined to be of an unreasonable size (either too large or too small), or the BASE AMOUNT is zero or missing.

If you are resubmitting your data, you must remove all invalid trades. If your records show these trades are valid, you may resubmit them. Please be advised that you may be subject to verification requirements for trades that you resubmit. New trades that were not included in your original data file(s) will not be accepted. Please resubmit your amended file(s) following the procedures detailed in your Notification.

(R13) The mandatory field of VALUE DATE is missing.

Please correct your data file(s) and resubmit your amended file(s) following the procedures detailed in your Notification.

IF YOU FAIL TO RESPOND BY THE ABOVE-REFERENCED RESPONSE DUE DATE, YOUR CLAIM WILL BE REJECTED IN ITS ENTIRETY. TO THE EXTENT YOUR AMENDED DATA FILE(S) CONTAINS TRADES THAT REMAIN INELIGIBLE OR DEFICIENT, THOSE TRADES WILL BE PERMANENTLY REJECTED.

INSTRUCTIONS FOR SUBMITTING AMENDED DATA FILES

1. If you would like to submit amended data file(s) to cure the deficiencies identified in this Notice, you must do so by the above-referenced Response Due Date. Do not merely re-submit the same data file(s) because they were incomplete, invalid, or inadequate.

2. Amended data file(s) must be compliant with the instructions set out in the FX Electronic Submission of Transaction Data memo, which is available on the Settlement Website under the Important Documents tab. YOUR AMENDED DATA FILE(S) MUST INCLUDE YOUR CLAIM NUMBER AND THE WORD "AMENDED" IN THE FILE NAME.

3. You may not submit any new trades in your amended data file(s). Any trades included in your amended data file(s) which were not included in your original submission will be rejected.

4. Please submit any amended data file(s) via email to info@fxantitrustsettlement.com. For files larger than 30 MB, please email info@fxantitrustsettlement.com for SFTP credentials. YOU MUST REFERENCE YOUR CLAIM NUMBER IN ANY CORRESPONDENCE AND AMENDED FILE(S) THAT YOU SUBMIT.

5. You must fill out and sign, under penalty of perjury, the Amended Data File(s) Declaration (attached hereto) and submit it along with your amended data file(s).

Claim No: 10000935

If you disagree with the administrative determination covered by this Notice, and your dispute cannot be resolved, you will have the right to present your arguments to the Court, provided you submit a "Dispute Letter" to the Claims Administrator in accordance with these instructions. Your Dispute Letter must: (1) list the Claim Number(s) that are covered by your Dispute Letter; (2) state that you request that the Court review the administrative rejection of your claim; (3) state your argument(s) for why your claim should be accepted; (4) attach any supporting documents you have to support your argument(s); (5) be signed; and (6) include a copy of this Notice. To submit your Dispute Letter, please email it to the Claims Administrator at info@fxantitrustsettlement.com on or before your Response Due Date.

Very truly yours,

Epiq
The Claims Administrator

This Page Left Intentionally Blank

FEX0316340766

UNITED STATES DISTRICT COURT
SOUTHERN DISTRICT OF NEW YORK

---------- x

IN RE FOREIGN EXCHANGE BENCHMARK RATES ANTITRUST LITIGATION	:	No. 1:13-cv-07789-LGS
	:	**AMENDED DATA FILE(S) DECLARATION**

---------- x

I, _____ declare:
Name of Authorized Representative

1. I am _____ of _____
Title of Position Held Name of Institution/Company

located at _____.
Address (include number and street, city, state/province, zip code, and country)

_____ authorized me to file his, her, or its claim in the above-captioned action.
Name of Claimant

2. On behalf of _____, in response to the Claims Administrator's
Name of Claimant

Rejection Notification, I am submitting amended trade file(s). The Claim Number corresponding to the

amended trade file(s) is _____.
Claim Number

3. I acknowledge that the Claims Administrator may require that

_____ provide supporting documentation verifying the trades included in the
Name of Claimant

amended trade file(s) that I am submitting.

Claim No: 10000935

4. All of the information provided by _____ and/or me in
Name of Claimant

connection with this claim is true and correct and that the amended data file(s), and any supporting documentation verifying its or their contents, are true and correct copies of what they purport to be.

5. I acknowledge that this claim belonging to _____ and these
Name of Claimant

amended trade file(s) are submitted under penalty of perjury under the laws of the United States of America.

_____
Signature

_____
Print Name

_____
Date

Attachment C

IC Markets Data Server Center
401 Fieldcrest Dr, Elmsford, NY 10523 USA

International Capital Markets Ltd.

Tier 1

Account: [redacted]0740 **Name: Waraich Sean** **Currency: USD** **2017 March 30, 03:02**

Closed Transactions:

Ticket	Open Time	Type	Volume	Item	Price	S / L	T / P	Close Time	Price	Commission	Taxes	Swap	Profit
39188	2013.08.26 05:29:39	balance	Deposit.										4 966.02
41065	2013.08.26 22:29:14	buy	1.00	euraud	1.48143	0.00000	0.00000	2013.08.26 23:02:36	1.48178	0.00	0.00	0.00	31.58
41050	2013.08.26 22:25:43	sell	1.00	nzdusd	0.78506	0.00000	0.00000	2013.08.27 00:04:29	0.78493	0.00	0.00	-6.90	13.00
41054	2013.08.26 22:26:41	buy	1.00	cadchf	0.87823	0.00000	0.00000	2013.08.29 04:31:21	0.88006	0.00	0.00	9.22	198.19
41066	2013.08.26 22:29:19	sell	1.00	euraud	1.48126	0.00000	0.00000	2013.08.29 16:58:38	1.47932	0.00	0.00	37.21	173.66
55031	2013.08.30 02:35:36	buy	1.00	nzdusd	0.77649	0.00000	0.00000	2013.09.03 03:57:45	0.78288	0.00	0.00	8.80	639.00
41051	2013.08.26 22:25:57	buy	1.00	nzdusd	0.78529	0.00000	0.00000	2013.09.04 17:49:42	0.79139	0.00	0.00	39.60	610.00
75190	2013.09.05 05:43:59	balance	Withdrawal.										-1 500.00
75295	2013.09.05 07:10:51	balance	Deposit. Reverse WDL, awaiting										1 500.00
78959	2013.09.05 16:48:32	sell	1.00	gbpchf	1.46977	0.00000	0.00000	2013.09.06 17:44:46	1.46571	0.00	0.00	-3.39	432.52
86716	2013.09.06 16:35:53	buy	1.00	euraud	1.42759	0.00000	0.00000	2013.09.09 04:06:27	1.43515	0.00	0.00	-10.10	693.85
74055	2013.09.04 19:03:20	sell	1.00	gbpchf	1.46336	0.00000	0.00000	2013.09.09 19:15:44	1.46256	0.00	0.00	-17.06	85.95
95132	2013.09.10 08:50:11	buy	1.00	euraud	1.43046	0.00000	0.00000	2013.09.12 05:12:23	1.43704	0.00	0.00	-41.02	609.28
97616	2013.09.10 17:57:13	sell	1.00	gbpjpy	157.843	0.000	0.000	2013.09.12 05:12:34	157.325	0.00	0.00	-12.00	520.72
74048	2013.09.04 19:00:34	buy	1.00	euraud	1.43840	0.00000	0.00000	2013.09.12 07:42:10	1.43897	0.00	0.00	-101.57	52.74
168247	2013.09.24 06:37:02	sell	1.00	gbpjpy	158.316	0.000	0.000	2013.09.24 17:03:52	157.774	0.00	0.00	0.00	549.41
182509	2013.09.26 05:57:34	sell	1.00	gbpjpy	159.104	0.000	0.000	2013.09.26 13:55:19	158.329	0.00	0.00	0.00	786.28
203137	2013.09.30 18:06:58	sell	1.00	gbpjpy	158.917	0.000	0.000	2013.10.01 16:23:39	158.884	0.00	0.00	-3.36	33.71
107309	2013.09.12 05:20:00	sell	1.00	gbpjpy	157.334	0.000	0.000	2013.10.03 19:01:39	156.904	0.00	0.00	-67.05	443.11
234974	2013.10.04 07:31:05	sell	0.01	gbpjpy	157.145	0.000	0.000	2013.10.04 07:31:12	157.168	0.00	0.00	0.00	-0.24
234972	2013.10.04 07:31:01	buy	0.01	gbpjpy	157.161	0.000	0.000	2013.10.04 07:31:20	157.130	0.00	0.00	0.00	-0.32
94208	2013.09.09 23:56:16	sell	1.00	gbpjpy	156.252	0.000	0.000	2013.10.04 18:08:38	156.110	0.00	0.00	-85.45	146.21

PRO version Are you a developer? Try out the HTML to PDF API pdfcrowd.com

240407	2013.10.04 20:00:09	sell	1.00	nzdusd	0.83245	0.00000	0.00000	2013.10.07 00:05:29	0.83193	0.00	0.00	-6.70	52.00
240411	2013.10.04 20:01:05	sell	1.00	nzdjpy	81.035	0.000	0.000	2013.10.07 04:46:11	80.685	0.00	0.00	-7.18	360.35
242235	2013.10.07 05:15:13	sell	1.00	nzdcad	0.85521	0.00000	0.00000	2013.10.08 05:02:05	0.85482	0.00	0.00	-4.65	37.77
249930	2013.10.08 05:58:36	buy	1.00	cadjpy	93.786	0.000	0.000	2013.10.08 17:20:44	94.031	0.00	0.00	0.00	252.34
249881	2013.10.08 05:29:53	sell	1.00	usdchf	0.90387	0.00000	0.00000	2013.10.08 18:43:30	0.90338	0.00	0.00	0.00	54.24
249882	2013.10.08 05:29:58	buy	1.00	usdchf	0.90403	0.00000	0.00000	2013.10.08 19:14:50	0.90450	0.00	0.00	0.00	51.96
269637	2013.10.10 06:00:43	sell	1.00	usdchf	0.91270	0.00000	0.00000	2013.10.10 09:03:30	0.91190	0.00	0.00	0.00	87.73
256881	2013.10.08 18:43:04	buy	1.00	cadjpy	93.806	0.000	0.000	2013.10.10 09:03:39	93.887	0.00	0.00	6.17	82.87
270461	2013.10.10 09:23:34	sell	1.00	eurcad	1.40550	0.00000	0.00000	2013.10.10 10:43:38	1.40487	0.00	0.00	0.00	60.55
270421	2013.10.10 09:13:01	sell	1.00	nzdcad	0.85812	0.00000	0.00000	2013.10.10 10:43:54	0.85719	0.00	0.00	0.00	89.38
270486	2013.10.10 09:32:35	sell	1.00	usdchf	0.91178	0.00000	0.00000	2013.10.10 10:44:32	0.91163	0.00	0.00	0.00	16.45
269650	2013.10.10 06:04:00	buy	1.00	usdjpy	97.764	0.000	0.000	2013.10.10 16:01:21	98.119	0.00	0.00	0.00	361.81
269681	2013.10.10 06:08:04	buy	1.00	nzdusd	0.82512	0.00000	0.00000	2013.10.10 16:10:09	0.82519	0.00	0.00	0.00	7.00
273160	2013.10.10 16:18:35	sell	1.00	eurcad	1.40499	0.00000	0.00000	2013.10.10 17:58:57	1.40398	0.00	0.00	0.00	97.30
274749	2013.10.10 19:40:28	buy	1.00	gbpaud	1.68729	0.00000	0.00000	2013.10.11 00:16:15	1.68906	0.00	0.00	-10.59	167.28
269652	2013.10.10 06:04:04	sell	1.00	usdjpy	97.752	0.000	0.000	2013.10.11 01:21:49	98.112	0.00	0.00	-1.73	-366.93
273481	2013.10.10 16:50:20	buy	1.00	usdjpy	98.166	0.000	0.000	2013.10.11 04:34:58	98.397	0.00	0.00	0.10	234.76
277898	2013.10.11 06:52:17	sell	1.00	gbpaud	1.68633	0.00000	0.00000	2013.10.11 06:54:36	1.68672	0.00	0.00	0.00	-36.95
277918	2013.10.11 06:58:01	buy	1.00	gbpaud	1.68680	0.00000	0.00000	2013.10.11 16:13:28	1.68834	0.00	0.00	0.00	145.65
242251	2013.10.07 05:25:13	buy	1.00	cadchf	0.87760	0.00000	0.00000	2013.10.11 19:37:52	0.87868	0.00	0.00	11.23	118.34
282571	2013.10.11 18:24:48	buy	1.00	gbpaud	1.68459	0.00000	0.00000	2013.10.14 00:58:59	1.69244	0.00	0.00	-10.60	740.37
293174	2013.10.15 03:57:47	buy	1.00	gbpaud	1.67569	0.00000	0.00000	2013.10.15 04:53:26	1.67878	0.00	0.00	0.00	294.22
291280	2013.10.14 21:10:07	sell	1.00	nzdusd	0.83728	0.00000	0.00000	2013.10.15 15:56:52	0.83722	0.00	0.00	-6.70	6.00
293998	2013.10.15 07:11:56	buy	2.00	gbpaud	1.67789	0.00000	0.00000	2013.10.15 19:31:06	1.67833	0.00	0.00	0.00	83.75
302097	2013.10.15 19:44:27	sell	2.00	nzdjpy	82.512	0.000	0.000	2013.10.15 21:40:13	82.126	0.00	0.00	0.00	785.99
313768	2013.10.16 20:18:17	buy	2.00	gbpaud	1.66949	0.00000	0.00000	2013.10.17 03:31:26	1.67084	0.00	0.00	-64.17	257.66
291304	2013.10.14 21:14:46	buy	1.00	gbpaud	1.68398	0.00000	0.00000	2013.10.17 05:50:25	1.67600	0.00	0.00	-53.39	-760.73
316197	2013.10.17 05:14:18	buy	2.00	gbpaud	1.67366	0.00000	0.00000	2013.10.17 05:50:34	1.67595	0.00	0.00	0.00	436.61

PRO version Are you a developer? Try out the HTML to PDF API pdfcrowd.com

270435	2013.10.10 09:16:37	buy	1.00	gbpaud	1.69348	0.00000	0.00000	2013.10.17 06:14:18	1.67913	0.00	0.00	-74.58	-1 750.33
316719	2013.10.17 07:53:49	sell	2.00	nzdusd	0.84336	0.00000	0.00000	2013.10.17 08:26:08	0.84311	0.00	0.00	0.00	50.00
316199	2013.10.17 05:14:27	sell	2.00	gbpaud	1.67373	0.00000	0.00000	2013.10.17 16:35:40	1.67624	0.00	0.00	0.00	-483.29
323352	2013.10.17 16:25:17	sell	2.00	nzdcad	0.87498	0.00000	0.00000	2013.10.18 01:07:31	0.87298	0.00	0.00	-9.33	388.51
315308	2013.10.17 01:52:11	sell	2.00	nzdjpy	83.219	0.000	0.000	2013.10.18 03:02:02	82.866	0.00	0.00	-14.30	720.57
324509	2013.10.17 17:40:01	buy	2.00	nzdjpy	83.374	0.000	0.000	2013.10.18 03:02:24	82.852	0.00	0.00	9.19	-1 065.58
324510	2013.10.17 17:40:06	sell	2.00	nzdjpy	83.355	0.000	0.000	2013.10.18 03:02:35	82.879	0.00	0.00	-14.30	971.55
323331	2013.10.17 16:22:57	sell	2.00	nzdusd	0.84892	0.00000	0.00000	2013.10.18 06:54:08	0.84601	0.00	0.00	-13.40	582.00
333978	2013.10.18 18:22:59	sell	2.00	nzdusd	0.84973	0.00000	0.00000	2013.10.21 17:13:34	0.84673	0.00	0.00	-13.40	600.00
333982	2013.10.18 18:23:14	buy	2.00	nzdusd	0.84994	0.00000	0.00000	2013.10.21 17:13:44	0.84650	0.00	0.00	8.60	-688.00
333983	2013.10.18 18:23:17	sell	2.00	nzdusd	0.84974	0.00000	0.00000	2013.10.21 17:13:50	0.84669	0.00	0.00	-13.40	610.00
324505	2013.10.17 17:39:16	sell	2.00	nzdusd	0.85213	0.00000	0.00000	2013.10.21 17:14:18	0.84663	0.00	0.00	-26.80	1 100.00
325506	2013.10.17 19:09:04	buy	1.00	nzdusd	0.85074	0.00000	0.00000	2013.10.21 17:14:30	0.84648	0.00	0.00	8.60	-426.00
325505	2013.10.17 19:09:00	sell	1.00	nzdusd	0.85054	0.00000	0.00000	2013.10.21 17:14:35	0.84668	0.00	0.00	-13.40	386.00
324504	2013.10.17 17:39:12	buy	2.00	nzdusd	0.85230	0.00000	0.00000	2013.10.21 17:15:12	0.84646	0.00	0.00	17.20	-1 168.00
342040	2013.10.21 17:20:33	buy	2.00	nzdusd	0.84738	0.00000	0.00000	2013.10.22 18:56:15	0.85128	0.00	0.00	8.60	780.00
355170	2013.10.23 00:32:41	sell	2.00	nzdcad	0.87567	0.00000	0.00000	2013.10.23 04:22:06	0.87395	0.00	0.00	0.00	334.36
355171	2013.10.23 00:32:45	buy	2.00	nzdcad	0.87632	0.00000	0.00000	2013.10.23 04:22:14	0.87377	0.00	0.00	0.00	-495.77
355172	2013.10.23 00:32:48	sell	2.00	nzdcad	0.87565	0.00000	0.00000	2013.10.23 04:22:18	0.87397	0.00	0.00	0.00	326.58
354004	2013.10.22 19:20:24	sell	2.00	nzdusd	0.85165	0.00000	0.00000	2013.10.23 06:26:37	0.84780	0.00	0.00	-13.40	770.00
354007	2013.10.22 19:20:33	buy	2.00	nzdusd	0.85174	0.00000	0.00000	2013.10.23 06:26:41	0.84760	0.00	0.00	8.60	-828.00
354008	2013.10.22 19:20:36	sell	2.00	nzdusd	0.85155	0.00000	0.00000	2013.10.23 06:26:45	0.84783	0.00	0.00	-13.40	744.00
353759	2013.10.22 18:56:42	buy	2.00	nzdusd	0.85151	0.00000	0.00000	2013.10.23 06:42:16	0.84651	0.00	0.00	8.60	-1 000.00
353762	2013.10.22 18:56:47	sell	2.00	nzdusd	0.85132	0.00000	0.00000	2013.10.23 06:42:23	0.84664	0.00	0.00	-13.40	936.00
342043	2013.10.21 17:20:37	sell	2.00	nzdusd	0.84706	0.00000	0.00000	2013.10.23 06:42:30	0.84664	0.00	0.00	-26.80	84.00
303714	2013.10.16 00:41:09	sell	2.00	nzdcad	0.86868	0.00000	0.00000	2013.10.23 06:50:46	0.87071	0.00	0.00	-65.19	-394.63
324498	2013.10.17 17:38:43	buy	2.00	nzdcad	0.87738	0.00000	0.00000	2013.10.23 06:50:58	0.87044	0.00	0.00	19.43	-1 349.29
324499	2013.10.17 17:38:50	sell	2.00	nzdcad	0.87697	0.00000	0.00000	2013.10.23 06:51:02	0.87073	0.00	0.00	-37.30	1 213.04

PRO version Are you a developer? Try out the HTML to PDF API pdfcrowd.com

357646	2013.10.23 06:48:23	sell	2.00	nzdusd	0.84611	0.00000	0.00000	2013.10.23 07:10:38	0.84254	0.00	0.00	0.00	714.00
357649	2013.10.23 06:48:27	buy	2.00	nzdusd	0.84628	0.00000	0.00000	2013.10.23 07:10:40	0.84240	0.00	0.00	0.00	-776.00
357652	2013.10.23 06:48:30	sell	2.00	nzdusd	0.84608	0.00000	0.00000	2013.10.23 07:10:45	0.84235	0.00	0.00	0.00	746.00
304539	2013.10.16 03:11:56	sell	2.00	nzdusd	0.84049	0.00000	0.00000	2013.10.23 16:00:58	0.83886	0.00	0.00	-93.80	326.00
358352	2013.10.23 07:14:27	sell	2.00	nzdusd	0.84315	0.00000	0.00000	2013.10.23 16:01:56	0.83857	0.00	0.00	0.00	916.00
358353	2013.10.23 07:14:30	buy	2.00	nzdusd	0.84341	0.00000	0.00000	2013.10.23 16:02:01	0.83840	0.00	0.00	0.00	-1 002.00
358293	2013.10.23 07:12:27	sell	2.00	gbpcad	1.671745	0.00000	0.00000	2013.10.23 16:02:26	1.66783	0.00	0.00	0.00	758.38
358295	2013.10.23 07:12:31	buy	2.00	gbpcad	1.67190	0.00000	0.00000	2013.10.23 16:02:30	1.66761	0.00	0.00	0.00	-831.13
358297	2013.10.23 07:12:34	sell	2.00	gbpcad	1.671655	0.00000	0.00000	2013.10.23 16:02:37	1.66790	0.00	0.00	0.00	727.38
358270	2013.10.23 07:11:34	sell	2.00	cadchf	0.86887	0.00000	0.00000	2013.10.23 16:09:51	0.86574	0.00	0.00	0.00	700.30
358284	2013.10.23 07:12:05	buy	2.00	eurcad	1.41850	0.00000	0.00000	2013.10.23 16:16:43	1.42129	0.00	0.00	0.00	540.38
365031	2013.10.23 16:10:19	sell	2.00	cadchf	0.86549	0.00000	0.00000	2013.10.23 17:52:44	0.85832	0.00	0.00	0.00	1 607.51
365147	2013.10.23 16:16:56	buy	2.00	eurcad	1.42144	0.00000	0.00000	2013.10.23 17:57:10	1.43164	0.00	0.00	0.00	1 963.79
358210	2013.10.23 07:09:32	buy	2.00	usdjpy	97.378	0.000	0.000	2013.10.24 03:43:32	97.492	0.00	0.00	0.62	233.87
358212	2013.10.23 07:09:36	sell	2.00	usdjpy	97.359	0.000	0.000	2013.10.24 03:43:36	97.504	0.00	0.00	-10.48	-297.42
358213	2013.10.23 07:09:39	buy	2.00	usdjpy	97.372	0.000	0.000	2013.10.24 03:43:41	97.491	0.00	0.00	0.62	244.13
358277	2013.10.23 07:12:02	sell	2.00	eurcad	1.41830	0.00000	0.00000	2013.10.24 12:48:12	1.43600	0.00	0.00	14.45	-3 401.59
											so: 80.0%/2383.0/2979.8		
358289	2013.10.23 07:12:08	sell	2.00	eurcad	1.41834	0.00000	0.00000	2013.10.24 12:59:53	1.43674	0.00	0.00	14.45	-3 536.11
											so: 78.8%/1913.3/2428.6		
365148	2013.10.23 16:16:58	sell	2.00	eurcad	1.42124	0.00000	0.00000	2013.10.24 13:01:13	1.43746	0.00	0.00	14.45	-3 117.16
											so: 79.7%/1496.5/1877.5		
370702	2013.10.24 04:17:53	buy	2.00	eurcad	1.43064	0.00000	0.00000	2013.10.24 14:55:34	1.43581	0.00	0.00	0.00	994.41
367255	2013.10.23 17:57:18	buy	2.00	eurcad	1.43182	0.00000	0.00000	2013.10.24 14:58:37	1.43560	0.00	0.00	-27.16	726.96
358271	2013.10.23 07:11:37	buy	2.00	cadchf	0.86925	0.00000	0.00000	2013.10.24 15:02:18	0.85667	0.00	0.00	11.43	-2 823.83
											so: 80.0%/1943.7/2430.0		
358260	2013.10.23 07:11:31	buy	2.00	cadchf	0.86924	0.00000	0.00000	2013.10.24 15:22:38	0.85626	0.00	0.00	11.43	-2 913.84
											so: 80.0%/1633.7/2042.9		

PRO version Are you a developer? Try out the HTML to PDF API pdfcrowd.com

365035	2013.10.23 16:10:23	buy	2.00	cadchf	0.85573	0.00000	0.00000	2013.10.24 15:26:18	0.85957	0.00	0.00	11.43	-2 282.27
											so: 79.9%/1322.7/1656.3		
370703	2013.10.24 04:17:55	sell	2.00	eurcad	1.43041	0.00000	0.00000	2013.10.24 15:29:39	1.43771	0.00	0.00	0.00	-1 402.34
											so: 79.8%/1014.5/1270.7		
367256	2013.10.23 17:57:21	sell	2.00	eurcad	1.43160	0.00000	0.00000	2013.10.24 15:29:59	1.43794	0.00	0.00	14.45	-1 217.85
											so: 51.8%/372.2/719.0		
367181	2013.10.23 17:52:54	sell	2.00	cadchf	0.85806	0.00000	0.00000	2013.10.24 18:42:35	0.85588	0.00	0.00	-25.56	488.56
367180	2013.10.23 17:52:51	buy	2.00	cadchf	0.85829	0.00000	0.00000	2013.10.24 18:42:39	0.85574	0.00	0.00	11.43	-571.52
370699	2013.10.24 04:16:08	buy	1.00	eurcad	1.43060	0.00000	0.00000	2013.10.24 18:44:40	1.43833	0.00	0.00	0.00	741.48
370700	2013.10.24 04:16:10	sell	1.00	eurcad	1.43037	0.00000	0.00000	2013.10.24 18:44:44	1.43846	0.00	0.00	0.00	-775.92
370705	2013.10.24 04:18:21	sell	2.00	cadchf	0.85947	0.00000	0.00000	2013.10.24 18:45:24	0.85614	0.00	0.00	0.00	746.16
370704	2013.10.24 04:18:19	buy	2.00	cadchf	0.85980	0.00000	0.00000	2013.10.24 18:45:30	0.85591	0.00	0.00	0.00	-871.76
376416	2013.10.24 14:59:08	buy	2.00	eurcad	1.43585	0.00000	0.00000	2013.10.24 18:47:08	1.43846	0.00	0.00	0.00	500.76
376420	2013.10.24 14:59:14	sell	2.00	eurcad	1.43550	0.00000	0.00000	2013.10.24 18:47:11	1.43866	0.00	0.00	0.00	-606.21
376402	2013.10.24 14:55:39	buy	2.00	eurcad	1.43593	0.00000	0.00000	2013.10.24 18:48:02	1.43838	0.00	0.00	0.00	470.07
376403	2013.10.24 14:55:42	sell	2.00	eurcad	1.43571	0.00000	0.00000	2013.10.25 10:57:25	1.44374	0.00	0.00	5.37	-1 538.54
											so: 79.2%/569.8/719.1		
379804	2013.10.24 18:48:15	buy	2.00	eurcad	1.43862	0.00000	0.00000	2013.10.25 17:19:14	1.44192	0.00	0.00	-9.60	631.87
379805	2013.10.24 18:48:18	sell	2.00	eurcad	1.43842	0.00000	0.00000	2013.10.25 17:19:18	1.44209	0.00	0.00	5.37	-702.62
275758	2013.10.11 00:22:03	sell	1.00	nzdusd	0.82811	0.00000	0.00000	2013.10.25 23:31:30	0.82818	0.00	0.00	-94.10	-7.00
368435	2013.10.23 20:14:59	sell	1.00	nzdusd	0.83863	0.00000	0.00000	2013.10.25 23:31:36	0.82818	0.00	0.00	-27.10	1 045.00
368434	2013.10.23 20:14:57	buy	1.00	nzdusd	0.83888	0.00000	0.00000	2013.10.25 23:31:40	0.82798	0.00	0.00	17.40	-1 090.00
464508	2013.11.04 01:07:31	balance	Deposit.										49 970.00
494321	2013.11.06 05:25:35	buy	3.00	nzdjpy	82.526	0.000	0.000	2013.11.06 21:04:07	82.726	0.00	0.00	0.00	607.85
493322	2013.11.06 03:28:29	sell	1.00	audcad	0.99325	0.00000	0.00000	2013.11.07 04:58:21	0.98761	0.00	0.00	-14.40	541.20
493323	2013.11.06 03:28:33	buy	1.00	audcad	0.99348	0.00000	0.00000	2013.11.07 04:58:27	0.98736	0.00	0.00	7.49	-587.35
493324	2013.11.06 03:28:36	sell	1.00	audcad	0.99325	0.00000	0.00000	2013.11.07 04:58:30	0.98761	0.00	0.00	-14.40	541.18
494322	2013.11.06 05:25:38	sell	3.00	nzdjpy	82.507	0.000	0.000	2013.11.07 04:59:13	82.392	0.00	0.00	-67.51	349.81

PRO version Are you a developer? Try out the HTML to PDF API pdfcrowd.com

505343	2013.11.06 21:04:45	buy	1.00	nzdjpy	82.741	0.000	0.000	2013.11.07 04:59:16	82.372	0.00	0.00	14.29	-374.19
505344	2013.11.06 21:04:48	sell	1.00	nzdjpy	82.706	0.000	0.000	2013.11.07 04:59:20	82.391	0.00	0.00	-22.50	319.39
494319	2013.11.06 05:25:21	sell	1.00	nzdjpy	82.500	0.000	0.000	2013.11.07 04:59:48	82.391	0.00	0.00	-22.50	110.52
465337	2013.11.04 03:16:01	buy	3.00	cadchf	0.87557	0.00000	0.00000	2013.11.07 15:24:00	0.88282	0.00	0.00	26.32	2 363.15
465338	2013.11.04 03:16:06	sell	3.00	cadchf	0.87524	0.00000	0.00000	2013.11.07 15:24:05	0.88303	0.00	0.00	-65.80	-2 538.92
465340	2013.11.04 03:16:08	buy	3.00	cadchf	0.87560	0.00000	0.00000	2013.11.07 15:24:09	0.88274	0.00	0.00	26.32	2 327.52
508032	2013.11.07 05:54:37	buy	2.00	gbpchf	1.46563	0.00000	0.00000	2013.11.07 15:26:51	1.47789	0.00	0.00	0.00	2 665.21
513846	2013.11.07 15:29:10	sell	3.00	gbpchf	1.47757	0.00000	0.00000	2013.11.07 17:21:36	1.47430	0.00	0.00	0.00	1 065.63
514407	2013.11.07 15:32:23	buy	3.00	gbpchf	1.48096	0.00000	0.00000	2013.11.07 17:21:46	1.47401	0.00	0.00	0.00	-2 265.51
514429	2013.11.07 15:32:26	sell	3.00	gbpchf	1.48055	0.00000	0.00000	2013.11.07 17:21:50	1.47425	0.00	0.00	0.00	2 053.19
508021	2013.11.07 05:44:19	sell	3.00	nzdcad	0.87106	0.00000	0.00000	2013.11.08 01:49:57	0.86997	0.00	0.00	-14.63	312.80
508022	2013.11.07 05:44:25	buy	2.00	nzdcad	0.87137	0.00000	0.00000	2013.11.08 01:50:01	0.86955	0.00	0.00	4.97	-348.25
508023	2013.11.07 05:44:28	sell	2.00	nzdcad	0.87105	0.00000	0.00000	2013.11.08 01:50:04	0.86997	0.00	0.00	-9.75	206.62
493283	2013.11.06 03:13:49	buy	3.00	audnzd	1.13609	0.00000	0.00000	2013.11.08 17:34:17	1.13728	0.00	0.00	-21.07	293.73
493284	2013.11.06 03:14:04	sell	3.00	audnzd	1.13582	0.00000	0.00000	2013.11.08 17:34:21	1.13751	0.00	0.00	-8.03	-417.24
493285	2013.11.06 03:14:06	buy	3.00	audnzd	1.13613	0.00000	0.00000	2013.11.08 17:34:25	1.13733	0.00	0.00	-21.07	296.20
508012	2013.11.07 05:38:25	buy	1.00	usdcad	1.04224	0.00000	0.00000	2013.11.08 17:43:49	1.04901	0.00	0.00	-3.54	645.37
537583	2013.11.08 17:42:19	sell	3.00	usdcad	1.04899	0.00000	0.00000	2013.11.12 02:57:47	1.04692	0.00	0.00	8.59	593.17
537626	2013.11.08 17:44:23	buy	2.00	usdcad	1.04924	0.00000	0.00000	2013.11.12 02:57:51	1.04681	0.00	0.00	-14.12	-464.27
537630	2013.11.08 17:44:25	sell	2.00	usdcad	1.04907	0.00000	0.00000	2013.11.12 02:57:55	1.04698	0.00	0.00	5.72	399.24
508031	2013.11.07 05:54:30	sell	3.00	gbpchf	1.46539	0.00000	0.00000	2013.11.12 14:29:05	1.46051	0.00	0.00	-38.21	1 592.40
508033	2013.11.07 05:54:40	sell	2.00	gbpchf	1.46539	0.00000	0.00000	2013.11.12 14:29:16	1.46069	0.00	0.00	-25.47	1 022.44
513812	2013.11.07 15:27:05	buy	2.00	gbpchf	1.47776	0.00000	0.00000	2013.11.12 14:29:21	1.46034	0.00	0.00	5.88	-3 790.46
513813	2013.11.07 15:27:08	sell	2.00	gbpchf	1.47749	0.00000	0.00000	2013.11.12 14:29:33	1.46049	0.00	0.00	-25.47	3 698.59
553433	2013.11.12 05:48:13	sell	3.00	usdcad	1.04828	0.00000	0.00000	2013.11.14 00:55:21	1.04517	0.00	0.00	17.20	892.68
553437	2013.11.12 05:48:22	buy	1.00	usdcad	1.04845	0.00000	0.00000	2013.11.14 00:55:28	1.04500	0.00	0.00	-14.15	-330.14
553439	2013.11.12 05:48:25	sell	1.00	usdcad	1.04828	0.00000	0.00000	2013.11.14 00:55:31	1.04524	0.00	0.00	5.73	290.84
552321	2013.11.12 03:34:40	sell	1.00	audnzd	1.13354	0.00000	0.00000	2013.11.14 05:10:52	1.12817	0.00	0.00	-2.65	445.45

PRO version Are you a developer? Try out the HTML to PDF API pdfcrowd.com

562181	2013.11.12 14:39:50	buy	1.00	chfjpy	108.428	0.000	0.000	2013.11.14 05:20:13	108.924	0.00	0.00	-6.85	497.73
594887	2013.11.14 05:20:21	buy	1.00	chfjpy	108.961	0.000	0.000	2013.11.15 16:54:33	109.597	0.00	0.00	-1.70	634.95
594774	2013.11.14 05:11:05	sell	1.00	audnzd	1.12794	0.00000	0.00000	2013.11.18 02:26:59	1.12273	0.00	0.00	-1.58	434.99
508010	2013.11.07 05:38:08	sell	3.00	usdcad	1.04207	0.00000	0.00000	2013.11.18 16:11:08	1.04193	0.00	0.00	37.84	40.31
508014	2013.11.07 05:38:28	sell	1.00	usdcad	1.04207	0.00000	0.00000	2013.11.18 16:11:12	1.04191	0.00	0.00	12.60	15.36
591504	2013.11.14 01:01:29	buy	1.00	usdcad	1.04551	0.00000	0.00000	2013.11.18 16:11:22	1.04180	0.00	0.00	-7.17	-356.11
591505	2013.11.14 01:01:32	sell	1.00	usdcad	1.04537	0.00000	0.00000	2013.11.18 16:11:27	1.04204	0.00	0.00	2.58	319.57
625190	2013.11.18 02:28:14	buy	2.00	audnzd	1.12265	0.00000	0.00000	2013.11.19 06:42:33	1.12718	0.00	0.00	-3.00	754.26
594775	2013.11.14 05:11:08	buy	1.00	audnzd	1.12822	0.00000	0.00000	2013.11.19 16:11:01	1.12944	0.00	0.00	-4.74	101.63
652499	2013.11.20 00:52:36	sell	3.00	chfjpy	109.914	0.000	0.000	2013.11.20 15:27:08	109.740	0.00	0.00	0.00	522.17
621449	2013.11.15 16:54:22	sell	3.00	chfjpy	109.597	0.000	0.000	2013.11.20 17:54:06	109.263	0.00	0.00	-8.99	1 003.07
625188	2013.11.18 02:27:15	sell	1.00	audnzd	1.12255	0.00000	0.00000	2013.11.20 19:19:29	1.12979	0.00	0.00	-1.84	-600.93
625189	2013.11.18 02:27:18	buy	1.00	audnzd	1.12273	0.00000	0.00000	2013.11.20 19:19:34	1.12956	0.00	0.00	-3.01	566.80
632220	2013.11.18 16:14:06	buy	1.00	chfjpy	109.727	0.000	0.000	2013.11.21 15:56:54	110.305	0.00	0.00	-8.00	572.94
621458	2013.11.15 16:54:53	buy	1.00	chfjpy	109.602	0.000	0.000	2013.11.22 03:37:45	110.687	0.00	0.00	-11.18	1 072.62
669676	2013.11.20 19:20:14	sell	1.00	audnzd	1.12948	0.00000	0.00000	2013.11.22 08:47:32	1.11898	0.00	0.00	-3.63	863.57
697634	2013.11.22 08:53:45	buy	3.00	audnzd	1.11918	0.00000	0.00000	2013.11.22 16:45:29	1.12535	0.00	0.00	0.00	1 506.23
694941	2013.11.22 03:22:39	buy	3.00	audnzd	1.12234	0.00000	0.00000	2013.11.22 16:45:39	1.12535	0.00	0.00	0.00	735.00
705846	2013.11.22 19:55:16	sell	5.00	chfjpy	111.602	0.000	0.000	2013.11.22 20:00:01	111.579	0.00	0.00	0.00	113.52
705948	2013.11.22 20:02:51	sell	5.00	chfjpy	111.577	0.000	0.000	2013.11.25 00:09:53	111.658	0.00	0.00	-4.94	-399.78
695002	2013.11.22 03:38:36	buy	1.00	chfjpy	110.720	0.000	0.000	2013.11.25 16:05:25	111.740	0.00	0.00	-1.58	1 001.81
707270	2013.11.25 00:01:56	buy	2.00	chfjpy	111.681	0.000	0.000	2013.11.25 16:36:37	111.626	0.00	0.00	0.00	-108.17
707271	2013.11.25 00:02:00	sell	2.00	chfjpy	111.568	0.000	0.000	2013.11.26 08:37:53	111.484	0.00	0.00	-1.97	165.42
705377	2013.11.22 19:04:09	buy	3.00	chfjpy	111.672	0.000	0.000	2013.11.26 09:37:46	111.556	0.00	0.00	-9.46	-343.03
562172	2013.11.12 14:39:35	sell	3.00	chfjpy	108.390	0.000	0.000	2013.11.27 11:06:06	112.372	0.00	0.00	-46.42	-11 739.85
											so: 78.9%/5629.9/7133.3		
594924	2013.11.14 05:21:30	sell	3.00	chfjpy	108.942	0.000	0.000	2013.11.27 11:20:43	112.391	0.00	0.00	-33.13	-10 168.14

PRO version Are you a developer? Try out the HTML to PDF API pdfcrowd.com

													so: 79.3%/5137.3/6480.4
685442	2013.11.21 15:47:38	sell	3.00	chfjpy	110.279	0.000	0.000	2013.11.27 11:31:18	112.425	0.00	0.00	-11.84	-6 324.60
													so: 79.8%/4646.2/5824.5
689305	2013.11.21 18:45:50	sell	3.00	chfjpy	110.348	0.000	0.000	2013.11.27 11:43:56	112.462	0.00	0.00	-11.84	-6 231.21
													so: 79.1%/4088.4/5168.6
694949	2013.11.22 03:24:29	sell	3.00	chfjpy	110.716	0.000	0.000	2013.11.27 11:44:37	112.502	0.00	0.00	-8.87	-5 264.66
													so: 79.4%/3582.8/4512.5
717220	2013.11.25 16:05:21	sell	5.00	chfjpy	111.740	0.000	0.000	2013.11.27 12:22:30	112.580	0.00	0.00	-9.86	-4 123.67
													so: 80.0%/3083.3/3855.8
752040	2013.11.27 18:56:32	buy	1.00	chfjpy	112.436	0.000	0.000	2013.11.27 18:58:45	112.405	0.00	0.00	0.00	-30.34
717228	2013.11.25 16:06:06	buy	1.00	chfjpy	111.757	0.000	0.000	2013.11.27 18:59:25	112.404	0.00	0.00	-3.15	633.20
752265	2013.11.27 19:10:19	buy	5.00	chfjpy	112.446	0.000	0.000	2013.11.28 01:01:25	112.597	0.00	0.00	-23.49	738.67
562182	2013.11.12 14:39:53	sell	1.00	chfjpy	108.406	0.000	0.000	2013.11.28 02:00:02	112.538	0.00	0.00	-18.42	-4 042.74
													so: 78.1%/3174.5/4062.9
594889	2013.11.14 05:20:24	sell	1.00	chfjpy	108.947	0.000	0.000	2013.11.28 02:00:11	112.537	0.00	0.00	-13.99	-3 512.42
													so: 79.5%/3056.8/3845.0
621460	2013.11.15 16:54:56	sell	1.00	chfjpy	109.584	0.000	0.000	2013.11.28 15:00:41	112.926	0.00	0.00	-12.89	-3 266.51
													so: 79.9%/2898.1/3626.2
632221	2013.11.18 16:14:10	sell	1.00	chfjpy	109.705	0.000	0.000	2013.11.28 15:01:07	112.953	0.00	0.00	-11.89	-3 174.91
													so: 79.8%/2720.2/3407.1
552320	2013.11.12 03:34:33	buy	2.00	audnzd	1.13393	0.00000	0.00000	2013.11.28 15:24:51	1.11627	0.00	0.00	-55.90	-2 879.96
													so: 79.1%/2521.4/3187.6
752267	2013.11.27 19:10:22	sell	5.00	chfjpy	112.427	0.000	0.000	2013.11.28 21:51:59	112.891	0.00	0.00	-14.68	-2 268.93
													so: 79.3%/724.3/913.3
695003	2013.11.22 03:38:40	sell	1.00	chfjpy	110.694	0.000	0.000	2013.11.28 21:52:00	112.894	0.00	0.00	-5.90	-2 151.57
													so: 38.8%/782.6/2014.8
765931	2013.11.28 18:45:50	buy	5.00	gbpaud	1.79730	0.00000	0.00000	2013.11.28 21:52:00	1.79319	0.00	0.00	0.00	-1 872.23
													so: 37.0%/828.3/2236.0

PRO version Are you a developer? Try out the HTML to PDF API pdfcrowd.com

752249	2013.11.27 19:08:21	sell	5.00	audnzd	1.11676	0.00000	0.00000	2013.11.28 21:52:03	1.12060	0.00	0.00	-13.44	-1 562.05
											so: 20.7%/801.8/3869.9		
552322	2013.11.12 03:34:43	buy	1.00	audnzd	1.13388	0.00000	0.00000	2013.11.28 21:52:02	1.11975	0.00	0.00	-27.97	-1 149.13
											so: 13.7%/783.0/5696.1		
764878	2013.11.28 16:20:58	sell	5.00	audusd	0.90889	0.00000	0.00000	2013.11.28 21:52:02	0.91136	0.00	0.00	0.00	-1 235.00
											so: 16.5%/789.6/4787.0		
669677	2013.11.20 19:20:16	buy	1.00	audnzd	1.12969	0.00000	0.00000	2013.11.28 21:52:03	1.11975	0.00	0.00	-14.77	-808.38
											so: 11.0%/819.8/7452.4		
717230	2013.11.25 16:06:09	sell	1.00	chfjpy	111.726	0.000	0.000	2013.11.28 21:52:03	112.893	0.00	0.00	-4.91	-1 141.31
											so: 12.2%/780.1/6419.6		
765856	2013.11.28 18:33:24	sell	5.00	audjpy	92.944	0.000	0.000	2013.11.28 21:52:03	93.178	0.00	0.00	0.00	-1 144.25
											so: 14.2%/785.0/5510.5		
765963	2013.11.28 18:49:44	sell	5.00	nzdchf	0.73538	0.00000	0.00000	2013.11.28 21:52:03	0.73707	0.00	0.00	0.00	-932.85
											so: 12.2%/810.1/6640.8		
764859	2013.11.28 16:19:54	sell	5.00	nzdusd	0.81222	0.00000	0.00000	2013.11.28 21:52:04	0.81357	0.00	0.00	0.00	-675.00
											so: 11.5%/833.6/7266.5		
765153	2013.11.28 16:52:02	sell	5.00	eurgbp	0.83169	0.00000	0.00000	2013.11.28 21:52:04	0.83249	0.00	0.00	0.00	-653.73
											so: 9.3%/755.3/8078.9		
765035	2013.11.28 16:35:51	sell	5.00	nzdcad	0.86017	0.00000	0.00000	2013.11.28 21:52:05	0.86147	0.00	0.00	0.00	-613.97
											so: 8.5%/847.1/9982.7		
765976	2013.11.28 18:53:12	buy	2.00	euraud	1.49610	0.00000	0.00000	2013.11.28 21:52:05	1.49263	0.00	0.00	0.00	-632.27
											so: 9.0%/845.8/9438.7		
752072	2013.11.27 18:59:48	sell	1.00	chfjpy	112.390	0.000	0.000	2013.11.28 21:52:06	112.894	0.00	0.00	-2.94	-492.90
											so: 8.1%/875.5/10795.2		
765882	2013.11.28 18:39:05	sell	5.00	cadjpy	96.518	0.000	0.000	2013.11.28 21:52:06	96.594	0.00	0.00	0.00	-371.64
											so: 8.1%/888.5/11016.3		
764825	2013.11.28 16:17:53	buy	5.00	usdjpy	102.298	0.000	0.000	2013.11.28 21:52:07	102.232	0.00	0.00	0.00	-322.80
											so: 7.9%/945.7/11960.5		

PRO version Are you a developer? Try out the HTML to PDF API pdfcrowd.com

765250	2013.11.28 17:00:42	buy	5.00	usdcad	1.05911	0.00000	0.00000	2013.11.28 21:52:07	1.05943	0.00	0.00	0.00	-321.23
											so: 7.4%/960.4/12960.5		
765051	2013.11.28 16:37:35	buy	5.00	usdchf	0.90615	0.00000	0.00000	2013.11.28 21:52:08	0.90568	0.00	0.00	0.00	-259.47
											so: 6.8%/945.7/13960.5		
765204	2013.11.28 16:58:45	sell	5.00	eurjpy	139.042	0.000	0.000	2013.11.28 21:52:09	139.095	0.00	0.00	0.00	-259.17
											so: 5.9%/939.5/15941.6		
765309	2013.11.28 17:04:50	buy	3.00	gbpjpy	167.157	0.000	0.000	2013.11.28 21:52:09	167.074	0.00	0.00	0.00	-243.57
											so: 6.2%/934.7/14960.5		
707499	2013.11.25 00:20:33	buy	5.00	audnzd	1.11992	0.00000	0.00000	2013.11.28 21:52:10	1.11974	0.00	0.00	-36.76	-73.20
											so: 5.2%/920.9/17667.5		
765817	2013.11.28 18:27:22	sell	1.00	audnzd	1.11945	0.00000	0.00000	2013.11.28 21:52:10	1.12049	0.00	0.00	0.00	-84.62
											so: 5.5%/961.0/17484.6		
765820	2013.11.28 18:28:06	sell	1.00	audnzd	1.11938	0.00000	0.00000	2013.11.28 21:52:10	1.12049	0.00	0.00	0.00	-90.31
											so: 5.3%/924.9/17301.8		
764544	2013.11.28 16:08:53	buy	5.00	chfjpy	112.873	0.000	0.000	2013.11.28 21:52:11	112.871	0.00	0.00	0.00	-9.78
											so: 5.8%/964.0/16750.9		
765826	2013.11.28 18:29:14	buy	1.00	chfjpy	112.857	0.000	0.000	2013.11.28 21:52:12	112.871	0.00	0.00	0.00	13.69
											so: 5.9%/925.9/15647.3		
765828	2013.11.28 18:29:44	buy	1.00	chfjpy	112.857	0.000	0.000	2013.11.28 21:52:12	112.871	0.00	0.00	0.00	13.69
											so: 6.0%/930.7/15426.6		
765052	2013.11.28 16:37:38	sell	5.00	usdchf	0.90603	0.00000	0.00000	2013.11.28 21:52:13	0.90587	0.00	0.00	0.00	88.31
											so: 6.6%/932.7/14224.6		
765310	2013.11.28 17:04:53	sell	3.00	gbpjpy	167.140	0.000	0.000	2013.11.28 21:52:13	167.101	0.00	0.00	0.00	114.42
											so: 6.1%/932.7/15205.8		
764826	2013.11.28 16:17:56	sell	5.00	usdjpy	102.284	0.000	0.000	2013.11.28 21:52:14	102.252	0.00	0.00	0.00	156.48
											so: 7.4%/904.8/12224.6		
765252	2013.11.28 17:00:45	sell	5.00	usdcad	1.05892	0.00000	0.00000	2013.11.28 21:52:14	1.05858	0.00	0.00	0.00	160.59
											so: 7.0%/924.3/13224.6		

PRO version Are you a developer? Try out the HTML to PDF API pdfcrowd.com

765880	2013.11.28 18:39:02	buy	5.00	cadjpy	96.536	0.000	0.000	2013.11.28 21:52:19	96.867	0.00	0.00	0.00	151.61
											so: 7.1%/865.6/12224.6		
765034	2013.11.28 16:35:48	buy	5.00	nzdcad	0.86051	0.00000	0.00000	2013.11.28 21:52:16	0.86087	0.00	0.00	0.00	170.06
											so: 8.4%/865.6/10280.5		
765189	2013.11.28 16:56:53	buy	5.00	eurjpy	139.035	0.000	0.000	2013.11.28 21:52:16	139.070	0.00	0.00	0.00	171.18
											so: 9.1%/865.6/9468.0		
764863	2013.11.28 16:19:57	buy	5.00	nzdusd	0.81239	0.00000	0.00000	2013.11.28 21:52:17	0.81328	0.00	0.00	0.00	445.00
											so: 12.4%/835.3/6748.0		
765155	2013.11.28 16:52:06	buy	5.00	eurgbp	0.83184	0.00000	0.00000	2013.11.28 21:52:17	0.83233	0.00	0.00	0.00	400.36
											so: 10.6%/862.7/8107.8		
752071	2013.11.27 18:59:45	buy	1.00	chfjpy	112.406	0.000	0.000	2013.11.28 21:52:18	112.867	0.00	0.00	-4.70	450.93
											so: 14.0%/833.2/5935.6		
765964	2013.11.28 18:49:47	buy	5.00	nzdchf	0.73562	0.00000	0.00000	2013.11.28 21:52:18	0.73653	0.00	0.00	0.00	502.38
											so: 14.6%/833.2/5715.6		
765975	2013.11.28 18:53:08	sell	2.00	euraud	1.49591	0.00000	0.00000	2013.11.28 21:52:19	1.49311	0.00	0.00	0.00	510.34
											so: 17.0%/833.2/4904.0		
752251	2013.11.27 19:08:25	buy	5.00	audnzd	1.11705	0.00000	0.00000	2013.11.28 21:52:20	1.11971	0.00	0.00	-22.00	1 081.62
											so: 32.8%/833.2/2541.8		
764880	2013.11.28 16:21:02	buy	5.00	audusd	0.90909	0.00000	0.00000	2013.11.28 21:52:20	0.91106	0.00	0.00	0.00	985.00
											so: 24.1%/833.2/3450.9		
765859	2013.11.28 18:33:27	buy	5.00	audjpy	92.960	0.000	0.000	2013.11.28 21:52:20	93.145	0.00	0.00	0.00	904.79
											so: 19.1%/833.2/4360.0		
765932	2013.11.28 18:45:54	sell	5.00	gbpaud	1.79708	0.00000	0.00000	2013.11.28 21:52:21	1.79377	0.00	0.00	0.00	1 508.25
											so: 51.0%/833.2/1633.9		
816121	2013.12.04 00:53:46	balance	Deposit.										39 955.85
834996	2013.12.04 21:25:08	sell	3.00	gbpjpy	167.259	0.000	0.000	2013.12.05 14:19:47	166.863	0.00	0.00	-27.26	1 164.21
850235	2013.12.05 16:00:57	buy	5.00	gbpaud	1.81426	0.00000	0.00000	2013.12.05 16:04:54	1.81516	0.00	0.00	0.00	405.24
834674	2013.12.04 20:58:14	sell	3.00	usdchf	0.90195	0.00000	0.00000	2013.12.05 17:25:16	0.89890	0.00	0.00	-18.95	1 017.91

PRO version Are you a developer? Try out the HTML to PDF API pdfcrowd.com

836592	2013.12.05 01:14:17	buy	3.00	eurjpy	139.113	0.000	0.000	2013.12.05 17:42:54	139.504	0.00	0.00	0.00	1 147.86
850068	2013.12.05 15:59:43	sell	5.00	gbpaud	1.81211	0.00000	0.00000	2013.12.05 17:57:18	1.80712	0.00	0.00	0.00	2 254.41
845862	2013.12.05 14:20:04	sell	3.00	gbpjpy	166.841	0.000	0.000	2013.12.05 18:20:58	166.148	0.00	0.00	0.00	2 039.73
854532	2013.12.05 17:57:29	sell	5.00	gbpaud	1.80685	0.00000	0.00000	2013.12.05 18:21:57	1.80201	0.00	0.00	0.00	2 189.35
835082	2013.12.04 21:38:58	sell	1.00	gbpjpy	167.384	0.000	0.000	2013.12.05 18:49:56	166.164	0.00	0.00	-9.09	1 198.26
846046	2013.12.05 14:33:43	sell	3.00	nzdusd	0.81920	0.00000	0.00000	2013.12.05 21:18:06	0.82173	0.00	0.00	0.00	-759.00
846048	2013.12.05 14:33:46	buy	3.00	nzdusd	0.81939	0.00000	0.00000	2013.12.05 21:18:11	0.82144	0.00	0.00	0.00	615.00
856276	2013.12.05 19:59:07	sell	5.00	cadchf	0.84290	0.00000	0.00000	2013.12.05 21:48:28	0.84175	0.00	0.00	0.00	641.60
834771	2013.12.04 21:02:55	sell	2.00	audusd	0.90241	0.00000	0.00000	2013.12.06 01:05:00	0.90647	0.00	0.00	-57.60	-812.00
834773	2013.12.04 21:02:58	buy	2.00	audusd	0.90258	0.00000	0.00000	2013.12.06 01:05:04	0.90629	0.00	0.00	37.60	742.00
853870	2013.12.05 17:25:33	sell	3.00	usdchf	0.89876	0.00000	0.00000	2013.12.06 01:07:39	0.89663	0.00	0.00	-6.36	712.67
835072	2013.12.04 21:38:08	buy	1.00	eurjpy	138.885	0.000	0.000	2013.12.06 03:38:00	139.164	0.00	0.00	-4.30	273.97
835074	2013.12.04 21:38:12	sell	1.00	eurjpy	138.871	0.000	0.000	2013.12.06 03:38:03	139.180	0.00	0.00	-5.09	-303.39
848510	2013.12.05 15:41:46	sell	3.00	audnzd	1.10264	0.00000	0.00000	2013.12.06 07:13:54	1.10472	0.00	0.00	-2.71	-511.24
848512	2013.12.05 15:41:49	buy	3.00	audnzd	1.10281	0.00000	0.00000	2013.12.06 07:13:58	1.10436	0.00	0.00	-4.44	380.89
860522	2013.12.06 08:57:13	sell	1.00	eurnok	8.41192	0.00000	0.00000	2013.12.06 08:58:29	8.41901	0.00	0.00	0.00	-115.00
860521	2013.12.06 08:57:10	buy	1.00	eurnok	8.41755	0.00000	0.00000	2013.12.06 08:58:36	8.41195	0.00	0.00	0.00	-90.91
866498	2013.12.06 15:42:49	buy	5.00	chfjpy	114.618	0.000	0.000	2013.12.06 15:46:42	114.648	0.00	0.00	0.00	145.81
866972	2013.12.06 15:52:22	buy	8.00	chfjpy	114.583	0.000	0.000	2013.12.06 15:53:05	114.593	0.00	0.00	0.00	77.81
866559	2013.12.06 15:44:27	sell	5.00	chfjpy	114.613	0.000	0.000	2013.12.06 15:53:28	114.597	0.00	0.00	0.00	77.84
860647	2013.12.06 09:04:56	buy	1.00	chfjpy	113.861	0.000	0.000	2013.12.06 15:54:28	114.578	0.00	0.00	0.00	697.90
834745	2013.12.04 21:00:46	buy	3.00	usdjpy	102.008	0.000	0.000	2013.12.06 15:56:35	102.698	0.00	0.00	-8.22	2 015.62
854219	2013.12.05 17:43:03	buy	3.00	eurjpy	139.519	0.000	0.000	2013.12.06 16:05:56	140.254	0.00	0.00	-3.24	2 152.16
866710	2013.12.06 15:46:47	buy	5.00	chfjpy	114.644	0.000	0.000	2013.12.06 16:18:06	114.696	0.00	0.00	0.00	253.29
869254	2013.12.06 16:53:06	buy	8.00	chfjpy	114.811	0.000	0.000	2013.12.06 16:57:25	114.846	0.00	0.00	0.00	272.23
869256	2013.12.06 16:53:18	buy	5.00	chfjpy	114.805	0.000	0.000	2013.12.06 16:57:31	114.847	0.00	0.00	0.00	204.15
867952	2013.12.06 16:06:00	buy	3.00	eurjpy	140.272	0.000	0.000	2013.12.06 17:07:26	140.614	0.00	0.00	0.00	998.09
871214	2013.12.06 18:37:35	buy	8.00	chfjpy	115.031	0.000	0.000	2013.12.06 18:38:59	115.075	0.00	0.00	0.00	342.58

PRO version Are you a developer? Try out the HTML to PDF API pdfcrowd.com

871232	2013.12.06 18:39:06	buy	8.00	chfjpy	115.099	0.000	0.000	2013.12.06 18:57:08	115.116		0.00	0.00	0.00	132.24
871517	2013.12.06 18:58:10	buy	8.00	chfjpy	115.131	0.000	0.000	2013.12.06 20:37:56	115.282		0.00	0.00	0.00	1 174.16
871778	2013.12.06 19:13:22	buy	8.00	chfjpy	115.072	0.000	0.000	2013.12.06 20:38:09	115.274		0.00	0.00	0.00	1 570.75
871779	2013.12.06 19:13:49	buy	8.00	chfjpy	115.088	0.000	0.000	2013.12.06 20:38:21	115.261		0.00	0.00	0.00	1 345.24
871781	2013.12.06 19:14:01	buy	5.00	chfjpy	115.086	0.000	0.000	2013.12.06 20:38:34	115.270		0.00	0.00	0.00	894.24
836609	2013.12.05 01:18:07	buy	3.00	gbpjpy	167.694	0.000	0.000	2013.12.06 20:41:28	168.166		0.00	0.00	1.77	1 375.91
835081	2013.12.04 21:38:55	buy	1.00	gbpjpy	167.404	0.000	0.000	2013.12.06 20:42:02	168.185		0.00	0.00	2.35	758.79
869638	2013.12.06 17:09:18	buy	3.00	eurjpy	140.602	0.000	0.000	2013.12.06 20:43:16	140.923		0.00	0.00	0.00	935.75
855124	2013.12.05 18:22:05	sell	5.00	gbpaud	1.80160	0.00000	0.00000	2013.12.06 20:45:42	1.79706		0.00	0.00	36.70	2 064.29
867161	2013.12.06 15:56:49	buy	3.00	usdjpy	102.715	0.000	0.000	2013.12.06 20:46:59	102.924		0.00	0.00	0.00	609.19
858299	2013.12.06 01:07:48	sell	3.00	usdchf	0.89644	0.00000	0.00000	2013.12.06 20:50:22	0.89305		0.00	0.00	0.00	1 138.79
857015	2013.12.05 21:48:34	sell	5.00	cadchf	0.84152	0.00000	0.00000	2013.12.06 20:53:05	0.83829		0.00	0.00	-21.75	1 808.25
872445	2013.12.06 21:26:41	buy	8.00	eurnok	8.43342	0.00000	0.00000	2013.12.06 22:19:18	8.42482		0.00	0.00	0.00	-1 118.62
872411	2013.12.06 21:19:07	buy	5.00	usdzar	10.34315	0.00000	0.00000	2013.12.06 22:47:28	10.34339		0.00	0.00	0.00	11.60
872375	2013.12.06 20:50:26	sell	3.00	usdchf	0.89289	0.00000	0.00000	2013.12.09 08:52:47	0.89281		0.00	0.00	-6.39	26.88
872315	2013.12.06 20:38:02	buy	8.00	chfjpy	115.296	0.000	0.000	2013.12.09 08:59:03	115.416		0.00	0.00	-12.44	931.65
872323	2013.12.06 20:38:13	buy	8.00	chfjpy	115.280	0.000	0.000	2013.12.09 08:59:08	115.411		0.00	0.00	-12.44	1 017.04
872325	2013.12.06 20:38:25	buy	8.00	chfjpy	115.293	0.000	0.000	2013.12.09 08:59:13	115.414		0.00	0.00	-12.44	939.40
872329	2013.12.06 20:38:41	buy	5.00	chfjpy	115.280	0.000	0.000	2013.12.09 08:59:20	115.408		0.00	0.00	-7.78	621.08
871782	2013.12.06 19:14:07	buy	1.00	chfjpy	115.085	0.000	0.000	2013.12.09 08:59:27	115.412		0.00	0.00	-1.56	317.34
872344	2013.12.06 20:41:41	buy	3.00	gbpjpy	168.197	0.000	0.000	2013.12.09 09:01:03	168.490		0.00	0.00	1.75	853.15
872349	2013.12.06 20:42:09	buy	1.00	gbpjpy	168.197	0.000	0.000	2013.12.09 09:01:09	168.506		0.00	0.00	0.58	299.89
872482	2013.12.06 21:43:44	sell	8.00	eurchf	1.22228	0.00000	0.00000	2013.12.09 09:01:41	1.22315		0.00	0.00	-15.25	-779.41
872483	2013.12.06 21:43:47	buy	8.00	eurchf	1.22250	0.00000	0.00000	2013.12.09 09:01:44	1.22300		0.00	0.00	-6.28	447.99
872365	2013.12.06 20:47:07	buy	3.00	usdjpy	102.938	0.000	0.000	2013.12.09 09:02:11	103.039		0.00	0.00	-2.04	294.06
872355	2013.12.06 20:43:39	buy	3.00	eurjpy	140.943	0.000	0.000	2013.12.09 09:03:12	141.154		0.00	0.00	-3.21	614.33
872386	2013.12.06 20:53:12	sell	5.00	cadchf	0.83797	0.00000	0.00000	2013.12.09 17:47:44	0.83656		0.00	0.00	-21.87	790.32
860430	2013.12.06 08:42:03	buy	1.00	audchf	0.81226	0.00000	0.00000	2013.12.09 17:57:18	0.81057		0.00	0.00	5.27	-189.51

PRO version Are you a developer? Try out the HTML to PDF API pdfcrowd.com

860429	2013.12.06 08:42:00	sell	1.00	audchf	0.81203	0.00000	0.00000	2013.12.09 17:57:29	0.81081	0.00	0.00	-8.41	136.78
877577	2013.12.09 09:02:18	buy	3.00	usdjpy	103.053	0.000	0.000	2013.12.09 18:42:33	103.181	0.00	0.00	0.00	372.16
884533	2013.12.09 18:26:43	buy	8.00	chfjpy	115.696	0.000	0.000	2013.12.09 18:50:08	115.772	0.00	0.00	0.00	589.08
884523	2013.12.09 18:26:23	buy	5.00	chfjpy	115.708	0.000	0.000	2013.12.09 18:50:13	115.770	0.00	0.00	0.00	300.35
884520	2013.12.09 18:26:12	buy	8.00	chfjpy	115.711	0.000	0.000	2013.12.09 18:50:18	115.769	0.00	0.00	0.00	449.55
884510	2013.12.09 18:26:03	buy	8.00	chfjpy	115.706	0.000	0.000	2013.12.09 18:50:23	115.776	0.00	0.00	0.00	542.54
866941	2013.12.06 15:51:27	sell	8.00	chfjpy	114.524	0.000	0.000	2013.12.09 18:57:09	115.799	0.00	0.00	-7.78	-9 879.89
											so: 79.4%/8228.3/10360.6		
860643	2013.12.06 09:04:46	sell	5.00	chfjpy	113.840	0.000	0.000	2013.12.09 19:01:59	115.820	0.00	0.00	-4.86	-9 593.30
											so: 80.0%/6862.5/8578.4		
885181	2013.12.09 19:05:10	buy	8.00	chfjpy	115.788	0.000	0.000	2013.12.09 19:56:22	115.795	0.00	0.00	0.00	54.25
885185	2013.12.09 19:05:18	buy	8.00	chfjpy	115.792	0.000	0.000	2013.12.09 19:56:28	115.793	0.00	0.00	0.00	7.75
885186	2013.12.09 19:05:22	buy	8.00	chfjpy	115.780	0.000	0.000	2013.12.09 19:56:32	115.794	0.00	0.00	0.00	108.50
885188	2013.12.09 19:05:29	buy	5.00	chfjpy	115.775	0.000	0.000	2013.12.09 19:56:35	115.793	0.00	0.00	0.00	87.19
885622	2013.12.09 20:02:54	buy	8.00	chfjpy	115.858	0.000	0.000	2013.12.09 20:27:14	115.882	0.00	0.00	0.00	185.90
885623	2013.12.09 20:02:58	buy	8.00	chfjpy	115.863	0.000	0.000	2013.12.09 20:27:18	115.883	0.00	0.00	0.00	154.91
885624	2013.12.09 20:03:01	buy	8.00	chfjpy	115.863	0.000	0.000	2013.12.09 20:27:23	115.879	0.00	0.00	0.00	123.93
885627	2013.12.09 20:03:06	buy	5.00	chfjpy	115.862	0.000	0.000	2013.12.09 20:27:31	115.878	0.00	0.00	0.00	77.46
855117	2013.12.05 18:21:04	sell	3.00	gbpjpy	166.149	0.000	0.000	2013.12.09 20:35:14	169.554	0.00	0.00	-18.18	-9 890.68
											so: 79.8%/4829.2/6048.7		
835008	2013.12.04 21:28:00	sell	3.00	eurjpy	138.814	0.000	0.000	2013.12.09 20:35:35	141.787	0.00	0.00	-19.05	-8 635.91
											so: 79.4%/4026.5/5070.6		
871031	2013.12.06 18:27:12	sell	8.00	chfjpy	114.905	0.000	0.000	2013.12.09 20:35:35	115.982	0.00	0.00	-7.78	-8 342.37
											so: 69.9%/4122.4/5894.2		
871211	2013.12.06 18:37:20	sell	8.00	chfjpy	114.999	0.000	0.000	2013.12.09 20:36:38	116.064	0.00	0.00	-7.78	-8 252.45
											so: 79.9%/3280.1/4104.1		
885217	2013.12.09 19:07:04	buy	3.00	eurjpy	141.669	0.000	0.000	2013.12.09 20:42:55	141.928	0.00	0.00	0.00	752.21
885236	2013.12.09 19:11:05	sell	3.00	usdchf	0.89151	0.00000	0.00000	2013.12.09 20:47:01	0.89023	0.00	0.00	0.00	431.35

PRO version Are you a developer? Try out the HTML to PDF API pdfcrowd.com

834675	2013.12.04 20:58:17	buy	3.00	usdchf	0.90210	0.00000	0.00000	2013.12.09 20:47:38	0.89023	0.00	0.00	-8.34	-3 979.60
834743	2013.12.04 21:00:41	sell	3.00	usdjpy	101.982	0.000	0.000	2013.12.09 20:47:41	103.289	0.00	0.00	-23.45	-3 796.14
851083	2013.12.05 16:08:03	buy	5.00	gbpaud	1.81394	0.00000	0.00000	2013.12.09 20:47:45	1.80421	0.00	0.00	-100.80	-4 427.64
856279	2013.12.05 19:59:10	buy	5.00	cadchf	0.84321	0.00000	0.00000	2013.12.09 20:47:45	0.83645	0.00	0.00	16.77	-3 796.65
											so: 74.3%/3381.2/4548.8		
855865	2013.12.05 18:50:05	sell	1.00	gbpjpy	166.145	0.000	0.000	2013.12.09 20:47:49	169.617	0.00	0.00	-6.06	-3 361.64
860649	2013.12.06 09:04:59	sell	1.00	chfjpy	113.847	0.000	0.000	2013.12.09 20:47:52	116.009	0.00	0.00	-0.97	-2 093.26
872362	2013.12.06 20:45:49	sell	5.00	gbpaud	1.79685	0.00000	0.00000	2013.12.09 20:47:55	1.80452	0.00	0.00	36.86	-3 490.73
884710	2013.12.09 18:42:39	buy	3.00	usdjpy	103.193	0.000	0.000	2013.12.09 20:48:00	103.270	0.00	0.00	0.00	223.69
886161	2013.12.09 20:40:47	buy	7.00	chfjpy	116.065	0.000	0.000	2013.12.09 20:48:05	115.984	0.00	0.00	0.00	-549.04
886164	2013.12.09 20:40:54	sell	7.00	chfjpy	116.040	0.000	0.000	2013.12.09 20:48:10	116.008	0.00	0.00	0.00	216.88
886194	2013.12.09 20:43:32	buy	3.00	eurjpy	141.921	0.000	0.000	2013.12.09 20:48:14	141.875	0.00	0.00	0.00	-133.63
888441	2013.12.10 01:34:45	sell	1.00	usdchf	0.89044	0.00000	0.00000	2013.12.10 04:47:36	0.88923	0.00	0.00	0.00	136.07
886602	2013.12.09 21:39:08	buy	1.00	usdjpy	103.262	0.000	0.000	2013.12.10 04:53:06	103.222	0.00	0.00	-0.68	-38.75
886603	2013.12.09 21:39:12	sell	1.00	usdjpy	103.240	0.000	0.000	2013.12.10 04:53:10	103.235	0.00	0.00	-1.55	4.84
886595	2013.12.09 21:35:35	sell	0.05	chfjpy	115.942	0.000	0.000	2013.12.10 04:53:42	116.092	0.00	0.00	-0.05	-7.27
886594	2013.12.09 21:35:32	buy	0.05	chfjpy	115.961	0.000	0.000	2013.12.10 04:53:55	116.066	0.00	0.00	-0.08	5.08
891220	2013.12.10 07:30:52	buy	1.00	gbpusd	1.64621	0.00000	0.00000	2013.12.10 07:33:17	1.64594	0.00	0.00	0.00	-27.00
888449	2013.12.10 01:37:36	buy	1.00	eurjpy	141.919	0.000	0.000	2013.12.10 07:34:38	142.045	0.00	0.00	0.00	122.02
888423	2013.12.10 01:30:20	buy	1.00	chfjpy	116.043	0.000	0.000	2013.12.10 22:18:43	115.831	0.00	0.00	0.00	-206.26
886593	2013.12.09 21:35:26	sell	1.00	chfjpy	115.939	0.000	0.000	2013.12.10 22:18:48	115.854	0.00	0.00	-0.97	82.69
903194	2013.12.10 22:01:51	sell	1.00	eurchf	1.22097	1.22450	1.21597	2013.12.10 23:11:41	1.22150	0.00	0.00	0.00	-59.73
903196	2013.12.10 22:01:54	buy	1.00	eurchf	1.22113	0.00000	0.00000	2013.12.10 23:11:45	1.22131	0.00	0.00	0.00	20.29
903617	2013.12.10 23:00:42	sell	1.00	gbpjpy	168.983	169.250	168.400	2013.12.11 00:57:34	169.260	0.00	0.00	-3.01	-269.17
													[sl]
905185	2013.12.11 02:56:49	sell	1.00	gbpjpy	169.178	0.000	168.550	2013.12.11 03:12:29	169.038	0.00	0.00	0.00	136.13
903444	2013.12.10 22:29:46	buy	1.00	nzdjpy	85.473	84.950	85.850	2013.12.11 05:48:47	84.949	0.00	0.00	4.47	-510.70
													[sl]

PRO version Are you a developer? Try out the HTML to PDF API pdfcrowd.com

903534	2013.12.10 22:40:32	sell	1.00	nzdjpy	85.445	0.000	0.000	2013.12.11 07:18:01	85.082	0.00	0.00	-6.81	353.26
906825	2013.12.11 07:19:54	sell	1.00	gbpjpy	168.906	0.000	0.000	2013.12.11 08:00:37	168.876	0.00	0.00	0.00	29.19
905441	2013.12.11 03:12:35	sell	1.00	gbpjpy	169.014	0.000	0.000	2013.12.11 08:00:44	168.885	0.00	0.00	0.00	125.53
903399	2013.12.10 22:15:19	buy	1.00	gbpjpy	169.070	0.000	169.270	2013.12.11 08:00:49	168.864	0.00	0.00	0.58	-200.50
906849	2013.12.11 07:23:44	buy	1.00	chfjpy	115.811	0.000	116.011	2013.12.11 08:20:56	115.732	0.00	0.00	0.00	-76.91
906939	2013.12.11 07:37:46	sell	1.00	usdjpy	102.746	0.000	0.000	2013.12.11 08:21:00	102.732	0.00	0.00	0.00	13.63
906844	2013.12.11 07:22:59	sell	1.00	chfjpy	115.769	0.000	0.000	2013.12.11 08:21:23	115.736	0.00	0.00	0.00	32.12
890478	2013.12.10 04:47:40	sell	1.00	usdchf	0.88908	0.89200	0.88700	2013.12.11 09:31:26	0.88699	0.00	0.00	-2.14	235.63
													[tp]
913367	2013.12.11 15:28:01	sell	1.00	usdchf	0.88752	0.00000	0.88600	2013.12.11 16:12:04	0.88600	0.00	0.00	0.00	171.56
													[tp]
917314	2013.12.11 18:03:09	buy	1.00	usdjpy	102.491	0.000	102.490	2013.12.11 18:39:35	102.378	0.00	0.00	0.00	-110.38
919328	2013.12.11 21:37:48	buy	1.00	usdjpy	102.557	0.000	102.800	2013.12.11 22:30:06	102.470	0.00	0.00	0.00	-84.90
907428	2013.12.11 08:50:13	buy	1.00	eurchf	1.22157	0.00000	0.00000	2013.12.11 23:15:22	1.22223	0.00	0.00	0.00	74.45
907429	2013.12.11 08:50:20	sell	1.00	eurchf	1.22145	0.00000	1.21950	2013.12.11 23:15:26	1.22248	0.00	0.00	0.00	-116.15
912839	2013.12.11 14:59:48	buy	1.00	eurchf	1.22204	0.00000	0.00000	2013.12.11 23:15:34	1.22231	0.00	0.00	0.00	30.45
921609	2013.12.12 01:01:37	sell	1.00	audusd	0.90355	0.00000	0.90302	2013.12.12 01:08:07	0.90414	0.00	0.00	0.00	-59.00
921377	2013.12.12 00:40:47	buy	1.00	audusd	0.90402	0.00000	0.00000	2013.12.12 02:31:40	0.90715	0.00	0.00	0.00	313.00
922472	2013.12.12 02:34:05	buy	1.00	usdjpy	102.526	0.000	102.720	2013.12.12 02:43:37	102.626	0.00	0.00	0.00	97.44
923082	2013.12.12 03:00:16	sell	1.00	audusd	0.90264	0.00000	0.90100	2013.12.12 03:04:42	0.90372	0.00	0.00	0.00	-108.00
923086	2013.12.12 03:00:23	buy	1.00	audusd	0.90294	0.00000	0.00000	2013.12.12 03:04:46	0.90353	0.00	0.00	0.00	59.00
922835	2013.12.12 02:52:25	buy	1.00	usdchf	0.88723	0.00000	0.00000	2013.12.12 03:10:37	0.88704	0.00	0.00	0.00	-21.42
923266	2013.12.12 03:12:57	buy	1.00	usdjpy	102.565	0.000	102.765	2013.12.12 04:13:45	102.641	0.00	0.00	0.00	74.04
923425	2013.12.12 03:27:57	sell	1.00	audusd	0.90262	0.00000	0.89900	2013.12.12 04:15:59	0.90257	0.00	0.00	0.00	5.00
923427	2013.12.12 03:28:02	sell	1.00	audusd	0.90263	0.00000	0.89900	2013.12.12 04:16:02	0.90257	0.00	0.00	0.00	6.00
914200	2013.12.11 16:14:08	sell	1.00	usdchf	0.88594	0.00000	0.88508	2013.12.12 13:39:42	0.88507	0.00	0.00	-6.43	98.30
													[tp]
906940	2013.12.11 07:37:51	buy	1.00	usdjpy	102.759	0.000	102.950	2013.12.12 15:32:30	102.952	0.00	0.00	-2.05	187.47

PRO version Are you a developer? Try out the HTML to PDF API pdfcrowd.com

[tp]

931364	2013.12.12 14:47:17	buy	1.00	usdjpy	102.756	0.000	0.000	2013.12.12 15:37:58	102.914	0.00	0.00	0.00	153.53
933417	2013.12.12 15:41:43	sell	1.00	audusd	0.89679	0.00000	0.00000	2013.12.12 15:52:48	0.89820	0.00	0.00	0.00	-141.00
933428	2013.12.12 15:41:46	sell	1.00	audusd	0.89666	0.00000	0.00000	2013.12.12 15:52:57	0.89822	0.00	0.00	0.00	-156.00
920620	2013.12.11 23:13:58	buy	1.00	audusd	0.90578	0.00000	0.00000	2013.12.12 16:01:47	0.89668	0.00	0.00	14.10	-910.00
										so: 79.8%/575.6/721.3			
923158	2013.12.12 03:04:51	buy	1.00	audusd	0.90367	0.00000	0.00000	2013.12.12 16:08:52	0.89620	0.00	0.00	0.00	-747.00
										so: 79.9%/431.7/540.2			
917224	2013.12.11 17:58:22	sell	1.00	usdjpy	102.460	0.000	0.000	2013.12.12 16:09:04	102.919	0.00	0.00	-4.69	-445.98
										so: 77.9%/280.1/359.4			
933239	2013.12.12 15:38:15	buy	1.00	audusd	0.89847	0.00000	0.00000	2013.12.12 16:09:04	0.89544	0.00	0.00	0.00	-303.00
										so: 76.3%/289.8/379.7			
933246	2013.12.12 15:38:30	buy	1.00	audusd	0.89864	0.00000	0.00000	2013.12.12 16:09:04	0.89545	0.00	0.00	0.00	-319.00
										so: 49.2%/275.0/559.4			
886707	2013.12.09 21:58:45	buy	1.00	usdchf	0.89063	0.00000	0.00000	2013.12.12 16:39:15	0.88766	0.00	0.00	-2.81	-334.59
										so: 76.6%/297.1/387.8			
907243	2013.12.11 08:21:50	sell	1.00	usdjpy	102.710	0.000	0.000	2013.12.12 16:39:15	102.895	0.00	0.00	-4.69	-179.79
										so: 50.9%/299.2/587.8			
933211	2013.12.12 15:37:19	buy	1.00	usdjpy	102.950	0.000	0.000	2013.12.12 16:39:15	102.882	0.00	0.00	0.00	-66.10
										so: 51.1%/300.2/587.8			
933281	2013.12.12 15:39:42	sell	1.00	usdchf	0.88712	0.00000	0.00000	2013.12.12 16:39:15	0.88783	0.00	0.00	0.00	-79.97
										so: 38.1%/300.2/787.8			
935108	2013.12.12 16:24:25	sell	1.00	usdjpy	102.948	0.000	0.000	2013.12.12 16:39:15	102.896	0.00	0.00	0.00	50.54
933214	2013.12.12 15:37:23	buy	1.00	usdjpy	102.950	0.000	0.000	2013.12.12 16:39:16	102.882	0.00	0.00	0.00	-66.10
										so: 77.4%/300.2/387.8			
935429	2013.12.12 16:35:26	buy	1.00	audusd	0.89410	0.00000	0.00000	2013.12.12 17:05:54	0.89262	0.00	0.00	0.00	-148.00
										so: 79.4%/149.0/187.8			
935411	2013.12.12 16:34:21	buy	0.05	audusd	0.89434	0.00000	0.00000	2013.12.12 17:54:17	0.89314	0.00	0.00	0.00	-6.00

PRO version Are you a developer? Try out the HTML to PDF API pdfcrowd.com

1024217	2013.12.19 02:01:11	balance	Deposit										14 961.15
1055578	2013.12.20 17:55:29	sell	2.00	audnzd	1.08692	0.00000	1.08300	2013.12.20 19:21:49	1.08601	0.00	0.00	0.00	149.47
1054390	2013.12.20 17:17:45	sell	2.00	eurcad	1.46505	1.48000	0.00000	2013.12.23 00:27:08	1.45511	0.00	0.00	5.64	1 867.69
1055575	2013.12.20 17:55:25	buy	2.00	audnzd	1.08720	1.06750	0.00000	2013.12.23 16:54:54	1.08982	0.00	0.00	-2.95	429.32
1085961	2013.12.26 14:31:15	sell	2.00	audusd	0.88877	0.00000	0.88680	2013.12.26 17:31:24	0.88799	0.00	0.00	0.00	156.00
1107838	2013.12.27 21:15:29	sell	3.00	gbpjpy	173.166	0.000	0.000	2013.12.27 21:21:04	173.131	0.00	0.00	0.00	99.87
1107435	2013.12.27 20:54:56	sell	2.00	audusd	0.88724	0.00000	0.88550	2013.12.27 23:16:00	0.88685	0.00	0.00	0.00	78.00
1108048	2013.12.27 21:25:03	buy	3.00	gbpjpy	173.186	0.000	173.500	2013.12.30 00:00:52	173.326	0.00	0.00	2.85	399.27
1103672	2013.12.27 16:19:29	buy	3.00	usdjpy	105.010	0.000	105.250	2013.12.30 00:00:56	105.187	0.00	0.00	-1.43	504.82
1103408	2013.12.27 16:04:47	buy	3.00	gbpjpy	173.413	0.000	173.900	2013.12.30 01:11:49	173.704	0.00	0.00	2.85	828.69
1108836	2013.12.30 00:01:14	buy	3.00	usdjpy	105.219	0.000	105.400	2013.12.30 03:20:54	105.397	0.00	0.00	0.00	506.66
													[tp]
1109627	2013.12.30 01:20:52	sell	2.00	audusd	0.88495	0.00000	0.88499	2013.12.30 18:58:56	0.89218	0.00	0.00	0.00	-1 446.00
1057949	2013.12.20 19:36:34	buy	2.00	audusd	0.89167	0.00000	0.89800	2013.12.30 18:59:02	0.89205	0.00	0.00	83.20	76.00
1103705	2013.12.27 16:21:15	buy	3.00	audchf	0.79002	0.00000	0.80000	2013.12.30 19:10:48	0.79064	0.00	0.00	17.16	209.79
1109089	2013.12.30 00:21:01	sell	3.00	audchf	0.78798	0.00000	0.78800	2013.12.31 00:06:35	0.79056	0.00	0.00	-25.69	-871.61
1109588	2013.12.30 01:11:55	buy	3.00	gbpjpy	173.737	0.000	173.800	2013.12.31 11:04:30	173.796	0.00	0.00	2.85	168.43
													[tp]
1123064	2013.12.30 23:57:22	buy	3.00	audchf	0.79095	0.00000	0.80900	2013.12.31 14:24:05	0.79586	0.00	0.00	17.24	1 653.54
1124831	2013.12.31 04:53:16	buy	3.00	usdchf	0.88800	0.00000	0.00000	2013.12.31 14:24:11	0.89081	0.00	0.00	0.00	946.33
1129751	2013.12.31 14:33:40	buy	3.00	gbpjpy	173.665	0.000	174.300	2013.12.31 14:38:19	173.576	0.00	0.00	0.00	-254.25
1129752	2013.12.31 14:33:44	sell	3.00	gbpjpy	173.651	0.000	172.950	2013.12.31 14:44:13	173.543	0.00	0.00	0.00	308.64
1129708	2013.12.31 14:29:22	buy	3.00	usdjpy	105.003	0.000	105.200	2013.12.31 18:32:29	105.198	0.00	0.00	0.00	556.09
													[tp]
1133933	2013.12.31 20:03:58	buy	3.00	gbpjpy	174.414	0.000	174.800	2014.01.02 01:08:23	174.806	0.00	0.00	11.40	1 116.20
													[tp]
1129782	2013.12.31 14:37:46	buy	3.00	usdchf	0.89092	0.00000	0.90000	2014.01.02 03:59:05	0.89117	0.00	0.00	-6.73	84.16
1133934	2013.12.31 20:04:01	sell	3.00	gbpjpy	174.387	0.000	173.400	2014.01.02 15:42:37	173.390	0.00	0.00	-38.77	2 840.35

PRO version Are you a developer? Try out the HTML to PDF API pdfcrowd.com

													[tp]
1059764	2013.12.23 00:27:29	buy	3.00	audchf	0.80000	0.77900	0.80500	2014.01.02 17:20:38	0.80388	0.00	0.00	205.62	1 292.06
1136674	2014.01.02 04:13:01	sell	2.00	usdchf	0.89137	0.00000	0.88650	2014.01.02 17:20:51	0.90115	0.00	0.00	0.00	-2 170.56
1136673	2014.01.02 04:12:58	buy	2.00	usdchf	0.89155	0.00000	0.00000	2014.01.02 17:20:57	0.90096	0.00	0.00	0.00	2 088.88
1136653	2014.01.02 04:04:23	sell	3.00	audchf	0.79351	0.00000	0.78900	2014.01.02 17:21:39	0.80413	0.00	0.00	0.00	-3 536.27
1088200	2013.12.26 17:56:08	sell	3.00	gbpjpy	172.057	0.000	172.000	2014.01.02 17:23:59	172.193	0.00	0.00	-67.90	-389.47
1150761	2014.01.02 18:30:03	sell	3.00	chfjpy	116.461	0.000	115.500	2014.01.03 13:29:11	115.936	0.00	0.00	-2.86	1 507.55
1150285	2014.01.02 18:05:22	buy	4.00	usdjpy	105.009	0.000	105.400	2014.01.03 13:29:17	104.453	0.00	0.00	-1.91	-2 129.19
1150286	2014.01.02 18:05:27	sell	4.00	usdjpy	104.992	0.000	0.000	2014.01.03 13:29:21	104.465	0.00	0.00	-6.49	2 017.90
1088434	2013.12.26 18:13:01	sell	3.00	usdjpy	104.718	0.000	103.700	2014.01.03 13:29:28	104.465	0.00	0.00	-38.81	726.56
1175251	2014.01.06 05:21:34	balance	Withdraw al.										-5 000.00
1195201	2014.01.07 06:23:33	sell	3.00	audnzd	1.08072	0.00000	1.07800	2014.01.07 11:32:20	1.07800	0.00	0.00	0.00	675.32
													[tp]
1195077	2014.01.07 06:09:40	sell	3.00	audusd	0.89299	0.00000	0.89000	2014.01.07 17:08:26	0.89000	0.00	0.00	0.00	897.00
													[tp]
1215917	2014.01.08 02:33:14	buy	3.00	usdjpy	104.742	0.000	105.000	2014.01.08 09:16:43	104.999	0.00	0.00	0.00	734.29
													[tp]
1265588	2014.01.09 20:07:55	buy	3.00	usdjpy	104.736	0.000	105.200	2014.01.10 14:39:02	105.012	0.00	0.00	-1.43	788.48
1195076	2014.01.07 06:09:25	buy	3.00	audusd	0.89312	0.00000	0.00000	2014.01.10 17:25:00	0.89757	0.00	0.00	78.00	1 335.00
1195248	2014.01.07 06:26:50	sell	3.00	usdjpy	104.423	0.000	103.500	2014.01.10 18:47:46	104.024	0.00	0.00	-24.33	1 150.70
1281427	2014.01.10 14:40:39	buy	2.00	usdjpy	105.030	0.000	105.400	2014.01.10 18:47:50	104.011	0.00	0.00	0.00	-1 959.41
1281430	2014.01.10 14:40:44	sell	2.00	usdjpy	105.016	0.000	0.000	2014.01.10 18:47:54	104.023	0.00	0.00	0.00	1 909.19
1195200	2014.01.07 06:23:30	buy	3.00	audnzd	1.08101	0.00000	1.09000	2014.01.10 18:48:52	1.08363	0.00	0.00	-22.32	651.12
1306762	2014.01.13 07:07:04	buy	3.00	audusd	0.90310	0.00000	0.91500	2014.01.13 13:01:18	0.90640	0.00	0.00	0.00	990.00
1306763	2014.01.13 07:07:10	buy	3.00	audusd	0.90309	0.00000	0.91500	2014.01.13 13:01:22	0.90617	0.00	0.00	0.00	924.00
1298879	2014.01.10 23:37:21	buy	2.00	audusd	0.89930	0.00000	0.00000	2014.01.13 13:02:49	0.90634	0.00	0.00	10.40	1 408.00
1306900	2014.01.13 07:34:14	sell	3.00	audusd	0.90265	0.00000	0.90000	2014.01.14 13:15:56	0.90001	0.00	0.00	-22.80	792.00
													[tp]

PRO version Are you a developer? Try out the HTML to PDF API pdfcrowd.com

1298881	2014.01.10 23:37:25	sell	2.00	audusd	0.89915	0.00000	0.89900	2014.01.14 15:31:18	0.89978	0.00	0.00	-30.40	74.00
1294181	2014.01.10 17:25:13	sell	3.00	audusd	0.89768	0.00000	0.89700	2014.01.14 16:52:45	0.89754	0.00	0.00	-45.60	42.00
1281830	2014.01.10 14:59:51	sell	3.00	audusd	0.88982	0.00000	0.89200	2014.01.15 00:54:54	0.89536	0.00	0.00	-68.40	-1 662.00
1357650	2014.01.14 15:45:06	sell	3.00	gbpusd	1.64396	0.00000	1.63350	2014.01.15 15:35:05	1.63384	0.00	0.00	-6.90	3 036.00
													[tp]
1313432	2014.01.13 12:58:46	buy	3.00	audusd	0.90670	0.00000	0.91500	2014.01.16 10:15:47	0.87905	0.00	0.00	78.00	-8 295.00
													so: 79.7%/2158.7/2707.2
1328992	2014.01.13 20:18:47	buy	3.00	audusd	0.90630	0.00000	0.91500	2014.01.16 10:17:00	0.87854	0.00	0.00	78.00	-8 328.00
													so: 79.5%/1718.9/2163.2
1407546	2014.01.16 14:25:27	sell	3.00	audusd	0.87834	0.00000	0.00000	2014.01.16 14:31:33	0.87842	0.00	0.00	0.00	-24.00
1408171	2014.01.16 15:02:14	sell	3.00	gbpusd	1.63324	0.00000	1.62400	2014.01.16 15:07:39	1.63377	0.00	0.00	0.00	-159.00
1328814	2014.01.13 20:10:56	buy	3.00	audnzd	1.08273	0.00000	1.09100	2014.01.16 15:29:59	1.05777	0.00	0.00	-22.55	-6 216.08
													so: 77.0%/1086.3/1410.8
1357780	2014.01.14 15:48:31	buy	3.00	audnzd	1.06929	0.00000	1.09100	2014.01.17 00:03:18	1.05570	0.00	0.00	-22.54	-3 403.89
													so: 78.2%/677.9/867.1
1408443	2014.01.16 15:15:41	sell	1.00	gbpusd	1.63364	0.00000	1.62500	2014.01.17 03:59:05	1.63345	0.00	0.00	-2.30	19.00
1423134	2014.01.17 05:07:32	buy	1.00	gbpusd	1.63366	0.00000	1.64000	2014.01.17 11:30:06	1.63995	0.00	0.00	0.00	629.00
													[tp]
1371529	2014.01.15 05:23:44	buy	3.00	audusd	0.89216	0.00000	0.00000	2014.01.17 15:29:59	0.87824	0.00	0.00	62.40	-4 176.00
													so: 68.0%/222.2/326.7
1408258	2014.01.16 15:08:44	sell	3.00	gbpjpy	170.911	0.000	0.000	2014.01.17 15:29:59	171.716	0.00	0.00	-9.78	-2 312.99
													so: 27.1%/231.2/853.6
1423135	2014.01.17 05:07:35	sell	1.00	gbpusd	1.63347	0.00000	0.00000	2014.01.17 15:29:59	1.64486	0.00	0.00	0.00	-1 139.00
													so: 12.6%/231.6/1833.9
1407574	2014.01.16 14:29:32	sell	3.00	audusd	0.87816	0.00000	0.87300	2014.01.17 15:30:00	0.87894	0.00	0.00	-22.80	-234.00
													so: 16.3%/246.2/1507.2
1408257	2014.01.16 15:08:40	buy	3.00	gbpjpy	170.923	0.000	172.000	2014.01.17 15:30:00	171.625	0.00	0.00	2.88	2 017.86
													so: 25.9%/254.1/980.3

PRO version Are you a developer? Try out the HTML to PDF API pdfcrowd.com

1438674	2014.01.17 17:46:21	buy	0.05	audnzd	1.06274	0.00000	1.07000	2014.01.20 02:08:25	1.06295	0.00	0.00	-0.07	0.86
1438061	2014.01.17 17:31:08	buy	0.05	audnzd	1.06178	0.00000	1.07000	2014.01.20 10:38:55	1.07005	0.00	0.00	-0.07	33.96
													[tp]
1439102	2014.01.17 17:53:52	sell	0.01	audnzd	1.06216	0.00000	1.05600	2014.01.20 17:41:07	1.06634	0.00	0.00	-0.01	-3.45
1439104	2014.01.17 17:53:56	buy	0.01	audnzd	1.06224	0.00000	0.00000	2014.01.20 17:41:12	1.06605	0.00	0.00	-0.01	3.15
1438443	2014.01.17 17:43:56	sell	0.05	gbpjpy	171.369	0.000	170.300	2014.01.20 18:08:33	170.927	0.00	0.00	-0.16	21.24
1438438	2014.01.17 17:43:52	buy	0.05	gbpjpy	171.395	0.000	172.300	2014.01.21 15:56:34	172.301	0.00	0.00	0.10	43.31
													[tp]
1462600	2014.01.20 18:09:32	buy	0.04	gbpjpy	170.930	0.000	172.500	2014.01.22 11:36:16	172.500	0.00	0.00	0.08	60.21
													[tp]
1511143	2014.01.22 19:27:32	buy	0.04	gbpjpy	172.975	0.000	173.500	2014.01.23 02:25:50	173.501	0.00	0.00	0.11	20.09
													[tp]
1438177	2014.01.17 17:35:29	sell	0.05	audusd	0.87772	0.00000	0.87400	2014.01.23 19:28:46	0.87398	0.00	0.00	-2.28	18.70
													[tp]
1504248	2014.01.22 14:34:21	sell	0.04	gbpjpy	172.727	0.000	0.000	2014.01.23 20:43:21	171.639	0.00	0.00	-0.39	42.14
1462599	2014.01.20 18:09:28	sell	0.04	gbpjpy	170.915	0.000	170.500	2014.01.24 12:58:04	170.497	0.00	0.00	-0.84	16.30
													[tp]
1462543	2014.01.20 18:03:11	buy	0.05	usdjpy	104.064	0.000	104.900	2014.01.24 15:28:30	102.534	0.00	0.00	-0.14	-74.61
1462544	2014.01.20 18:03:16	sell	0.05	usdjpy	104.050	0.000	0.000	2014.01.24 15:28:34	102.542	0.00	0.00	-0.55	73.53
1566836	2014.01.24 15:30:31	sell	0.04	gbpjpy	169.200	0.000	0.000	2014.01.24 19:22:21	168.943	0.00	0.00	0.00	10.04
1573447	2014.01.24 19:26:43	sell	0.04	gbpjpy	168.912	0.000	0.000	2014.01.27 00:20:55	168.143	0.00	0.00	-0.20	30.15
1573445	2014.01.24 19:26:40	buy	0.04	gbpjpy	168.925	0.000	169.900	2014.01.27 12:38:03	169.901	0.00	0.00	-0.01	38.06
													[tp]
1593787	2014.01.27 15:24:35	sell	0.04	gbpjpy	170.093	0.000	0.000	2014.01.30 00:42:37	169.095	0.00	0.00	-0.98	39.10
1438179	2014.01.17 17:35:33	buy	0.05	audusd	0.87786	0.00000	0.89000	2014.01.30 22:46:03	0.87837	0.00	0.00	2.88	2.55
1593335	2014.01.27 15:02:40	sell	0.04	gbpjpy	169.953	0.000	0.000	2014.01.31 05:57:08	168.977	0.00	0.00	-1.17	38.07
1699801	2014.01.31 05:57:15	sell	0.04	gbpjpy	168.958	0.000	168.300	2014.01.31 13:34:24	168.300	0.00	0.00	0.00	25.73
													[tp]

PRO version Are you a developer? Try out the HTML to PDF API pdfcrowd.com

1699605	2014.01.31 05:48:53	sell	0.04	gbpjpy	169.066	0.000	168.900	2014.01.31 16:45:33	168.401	0.00	0.00	0.00	26.02
1687192	2014.01.30 15:31:39	sell	0.04	gbpjpy	168.977	0.000	0.000	2014.01.31 22:42:27	167.921	0.00	0.00	-0.19	41.34
1694853	2014.01.30 22:46:34	buy	0.10	audusd	0.87854	0.00000	0.88900	2014.02.03 15:59:24	0.87970	0.00	0.00	0.74	11.60
1540336	2014.01.23 20:15:44	sell	0.04	audusd	0.87463	0.00000	0.86400	2014.02.03 15:59:51	0.87997	0.00	0.00	-3.14	-21.36
1540337	2014.01.23 20:15:47	buy	0.04	audusd	0.87479	0.00000	0.00000	2014.02.03 15:59:55	0.87984	0.00	0.00	1.34	20.20
1715728	2014.01.31 16:50:45	sell	0.04	gbpjpy	168.406	0.000	0.000	2014.02.03 16:12:45	166.511	0.00	0.00	-0.20	74.41
1745586	2014.02.03 16:17:46	sell	0.04	gbpjpy	166.390	0.000	166.200	2014.02.03 17:00:05	166.205	0.00	0.00	0.00	7.28
													[tp]
1746372	2014.02.03 16:50:22	sell	0.04	gbpjpy	166.264	0.000	165.600	2014.02.03 17:23:31	165.599	0.00	0.00	0.00	26.28
													[tp]
1746464	2014.02.03 16:54:20	sell	0.04	gbpjpy	166.300	0.000	165.600	2014.02.03 17:23:31	165.599	0.00	0.00	0.00	27.70
													[tp]
1750769	2014.02.03 17:53:23	sell	0.04	gbpjpy	165.655	0.000	164.900	2014.02.03 18:52:44	164.897	0.00	0.00	0.00	29.98
													[tp]
1750770	2014.02.03 17:53:29	sell	0.04	gbpjpy	165.653	0.000	164.500	2014.02.03 21:52:45	164.499	0.00	0.00	0.00	45.75
													[tp]
1750852	2014.02.03 17:55:20	sell	0.04	gbpjpy	165.586	0.000	164.300	2014.02.04 01:28:00	164.946	0.00	0.00	-0.20	25.31
1750829	2014.02.03 17:54:27	sell	0.04	gbpjpy	165.613	0.000	164.300	2014.02.04 01:28:17	164.951	0.00	0.00	-0.20	26.19
1759007	2014.02.04 00:57:07	buy	0.04	gbpjpy	164.891	0.000	165.800	2014.02.04 01:42:05	164.904	0.00	0.00	0.00	0.52
1759305	2014.02.04 01:28:42	sell	0.04	gbpjpy	164.921	0.000	164.400	2014.02.04 08:01:12	164.399	0.00	0.00	0.00	20.69
													[tp]
1759538	2014.02.04 01:42:53	sell	0.04	gbpjpy	164.927	0.000	164.400	2014.02.04 08:01:12	164.399	0.00	0.00	0.00	20.92
													[tp]
1504245	2014.01.22 14:34:16	buy	0.04	gbpjpy	172.731	0.000	172.900	2014.02.04 08:01:30	164.298	0.00	0.00	0.02	-334.35
													so: 79.1%/41.7/52.7
1540423	2014.01.23 20:25:37	buy	0.04	gbpjpy	171.935	0.000	172.900	2014.02.04 08:01:31	164.278	0.00	0.00	-0.09	-303.61
													so: 73.7%/38.9/52.8
1753114	2014.02.03 18:55:34	sell	0.04	gbpjpy	164.962	0.000	164.300	2014.02.04 08:01:31	164.298	0.00	0.00	-0.20	26.33

PRO version Are you a developer? Try out the HTML to PDF API pdfcrowd.com

														[tp]
1768183	2014.02.04 08:58:35	buy	0.04	gbpjpy	164.494	0.000	165.400	2014.02.04 11:30:03	165.387	0.00	0.00	0.00	35.27	
														[tp]
1759947	2014.02.04 02:12:26	buy	0.04	gbpjpy	165.022	0.000	166.800	2014.02.04 19:21:24	165.585	0.00	0.00	0.00	22.18	
1785387	2014.02.04 19:55:19	buy	0.04	eurusd	1.35178	0.00000	1.36000	2014.02.04 19:57:23	1.35173	0.00	0.00	0.00	-0.20	
1786000	2014.02.04 20:36:55	buy	0.03	eurusd	1.35172	0.00000	1.35900	2014.02.06 15:49:30	1.35900	0.00	0.00	-0.16	21.84	
														[tp]
1784798	2014.02.04 19:22:33	buy	0.04	gbpjpy	165.609	0.000	168.500	2014.02.06 21:17:56	166.634	0.00	0.00	-0.03	40.18	
1593334	2014.01.27 15:02:37	buy	0.04	gbpjpy	169.979	0.000	170.900	2014.02.07 15:29:52	167.338	0.00	0.00	-0.11	-103.16	
														so: 34.3%/16.3/47.6
1715725	2014.01.31 16:50:42	buy	0.04	gbpjpy	168.416	0.000	169.400	2014.02.07 15:29:52	167.338	0.00	0.00	-0.06	-42.10	
														so: 47.4%/16.3/34.3
1766141	2014.02.04 08:04:22	sell	0.04	gbpjpy	164.359	0.000	0.000	2014.02.07 15:29:52	167.529	0.00	0.00	-0.99	-123.80	
														so: 40.9%/14.1/34.4
1766295	2014.02.04 08:08:24	sell	0.04	gbpjpy	164.109	0.000	0.000	2014.02.07 15:29:52	167.509	0.00	0.00	-0.99	-132.78	
														so: 70.2%/14.9/21.2
1766628	2014.02.04 08:13:18	sell	0.04	gbpjpy	164.055	0.000	162.100	2014.02.07 15:29:52	167.507	0.00	0.00	-0.99	-134.83	
														so: 62.1%/5.0/8.1
1785900	2014.02.04 20:27:30	sell	0.03	eurusd	1.35183	0.00000	1.34500	2014.02.07 15:29:52	1.35870	0.00	0.00	-0.39	-20.61	
														so: 78.8%/16.7/21.2
1785394	2014.02.04 19:56:26	buy	0.03	usdchf	0.90477	0.00000	0.91000	2014.02.07 15:30:01	0.90013	0.00	0.00	-0.14	-15.46	
														so: 21.7%/4.6/21.1
1839338	2014.02.06 16:38:03	sell	0.03	usdchf	0.89801	0.00000	0.89600	2014.02.07 15:30:01	0.90252	0.00	0.00	-0.10	-14.99	
														so: 31.9%/6.7/21.1
1850244	2014.02.07 03:34:35	sell	0.04	usdjpy	101.974	0.000	0.000	2014.02.07 15:30:01	102.582	0.00	0.00	0.00	-23.71	
														so: 58.9%/7.7/13.1
1845013	2014.02.06 21:17:59	buy	0.04	gbpjpy	166.652	0.000	0.000	2014.02.07 15:30:02	166.509	0.00	0.00	-0.01	-5.62	
														so: -223.2%/-47.0/21.1

PRO version Are you a developer? Try out the HTML to PDF API pdfcrowd.com

1850243	2014.02.07 03:34:31	buy	0.04	usdjpy	101.985	0.000	0.000	2014.02.07 15:30:02	101.718	0.00	0.00	0.00	-10.50
													so: 24.9%/5.3/21.1
1871057	2014.02.07 18:36:49	balance	Deposit.										1 503.50
1874882	2014.02.07 23:32:20	sell	0.80	eurusd	1.36342	0.00000	0.00000	2014.02.07 23:33:23	1.36361	0.00	0.00	0.00	-15.20
1874997	2014.02.07 23:35:40	sell	0.08	eurusd	1.36353	0.00000	1.35400	2014.02.10 00:00:45	1.36185	0.00	0.00	-0.20	13.44
1875133	2014.02.07 23:42:43	buy	0.10	gbpnzd	1.97953	0.00000	0.00000	2014.02.10 20:59:05	1.98469	0.00	0.00	-1.07	42.64
1896451	2014.02.10 21:23:54	buy	0.05	audcad	0.98834	0.00000	0.99400	2014.02.11 02:30:31	0.99401	0.00	0.00	0.09	25.57
													[tp]
1876185	2014.02.10 00:01:10	buy	0.20	gbpcad	1.81152	0.00000	0.00000	2014.02.11 16:21:04	1.81929	0.00	0.00	-0.80	140.50
1896424	2014.02.10 21:16:41	buy	0.10	nzdcad	0.91334	0.00000	0.92300	2014.02.11 16:32:33	0.91837	0.00	0.00	0.08	45.49
1875340	2014.02.07 23:50:46	sell	0.10	gbpaud	1.83157	0.00000	0.00000	2014.02.12 04:03:28	1.81888	0.00	0.00	2.47	114.80
1896240	2014.02.10 20:59:11	buy	0.10	gbpnzd	1.98516	0.00000	0.00000	2014.02.12 18:21:00	1.99311	0.00	0.00	-2.14	66.13
1921096	2014.02.11 16:21:09	buy	0.20	gbpcad	1.81947	0.00000	0.00000	2014.02.12 18:33:51	1.82284	0.00	0.00	-0.80	61.32
1875339	2014.02.07 23:50:42	buy	0.10	gbpaud	1.83215	0.00000	0.00000	2014.02.13 01:01:07	1.84218	0.00	0.00	-6.97	90.42
1875169	2014.02.07 23:44:26	sell	0.10	usdchf	0.89788	0.00000	0.89100	2014.02.13 01:04:18	0.90054	0.00	0.00	-1.99	-29.54
1875168	2014.02.07 23:44:22	buy	0.10	usdchf	0.89806	0.00000	0.00000	2014.02.13 01:04:25	0.90035	0.00	0.00	-0.54	25.43
1957835	2014.02.12 18:34:00	buy	0.20	gbpcad	1.82308	0.00000	1.85000	2014.02.13 01:06:41	1.82716	0.00	0.00	-2.40	74.18
1957555	2014.02.12 18:21:04	buy	0.10	gbpnzd	1.99356	0.00000	2.02000	2014.02.13 01:08:31	1.99619	0.00	0.00	-3.22	21.88
1896452	2014.02.10 21:23:58	sell	0.05	audcad	0.98818	0.00000	0.98100	2014.02.13 18:19:43	0.98705	0.00	0.00	-1.59	5.14
1963280	2014.02.13 01:01:12	buy	0.10	gbpaud	1.84252	0.00000	1.89500	2014.02.13 18:20:33	1.85078	0.00	0.00	0.00	74.20
1875017	2014.02.07 23:36:28	buy	0.04	eurusd	1.36360	0.00000	1.37100	2014.02.14 10:00:54	1.37101	0.00	0.00	-0.36	29.64
													[tp]
1963358	2014.02.13 01:06:45	buy	0.20	gbpcad	1.82753	0.00000	1.85000	2014.02.14 18:00:06	1.83643	0.00	0.00	-0.80	162.19
1963415	2014.02.13 01:08:36	buy	0.10	gbpnzd	1.99695	0.00000	2.02000	2014.02.14 18:01:01	2.00181	0.00	0.00	-1.08	40.60
2020602	2014.02.14 22:36:55	buy	0.04	eurusd	1.37000	0.00000	1.37400	2014.02.18 15:30:22	1.37393	0.00	0.00	-0.10	15.72
													[tp]
2018866	2014.02.14 18:01:06	buy	0.10	gbpnzd	2.00228	0.00000	2.03000	2014.02.18 16:39:59	2.01068	0.00	0.00	-2.16	69.80
1896427	2014.02.10 21:16:45	sell	0.10	nzdcad	0.91301	0.00000	0.00000	2014.02.18 16:43:38	0.91093	0.00	0.00	-4.65	18.98

PRO version Are you a developer? Try out the HTML to PDF API pdfcrowd.com

2021734	2014.02.17 00:07:18	buy	0.20	eurcad	1.50602	0.00000	1.52000	2014.02.19 17:27:39	1.52000	0.00	0.00	-1.90	252.95
													[tp]
2018842	2014.02.14 18:00:10	buy	0.20	gbpcad	1.83664	0.00000	1.85000	2014.02.19 19:29:47	1.85005	0.00	0.00	-2.51	242.46
													[tp]
1992958	2014.02.13 18:20:38	buy	0.10	gbpaud	1.85110	0.00000	1.91000	2014.02.19 19:53:25	1.85283	0.00	0.00	-4.65	15.60
2093869	2014.02.19 19:58:25	buy	0.20	eurcad	1.52169	0.00000	1.52400	2014.02.20 03:53:48	1.52402	0.00	0.00	-3.03	42.01
													[tp]
2093835	2014.02.19 19:53:30	buy	0.10	gbpaud	1.85337	0.00000	1.90500	2014.02.20 08:20:22	1.86290	0.00	0.00	-3.48	85.30
1921431	2014.02.11 16:32:40	buy	0.10	nzdcad	0.91874	0.00000	0.92200	2014.02.20 22:33:30	0.92204	0.00	0.00	1.29	29.74
													[tp]
2093580	2014.02.19 19:42:09	buy	0.20	gbpcad	1.84894	0.00000	1.85500	2014.02.21 09:02:44	1.85503	0.00	0.00	-3.61	109.38
													[tp]
2064562	2014.02.18 16:40:04	buy	0.10	gbpnzd	2.01105	0.00000	2.02500	2014.02.21 17:35:38	2.01578	0.00	0.00	-6.29	39.18
2021713	2014.02.17 00:06:33	sell	0.10	audnzd	1.08286	0.00000	1.06200	2014.02.25 15:18:18	1.08353	0.00	0.00	-1.39	-5.58
2021719	2014.02.17 00:06:38	buy	0.10	audnzd	1.08312	0.00000	0.00000	2014.02.25 15:18:24	1.08325	0.00	0.00	-1.96	1.08
2288072	2014.02.27 21:20:27	sell	0.10	cadchf	0.79644	0.00000	0.79000	2014.02.28 15:30:05	0.78997	0.00	0.00	-0.53	73.50
													[tp]
2105508	2014.02.20 08:20:27	buy	0.10	gbpaud	1.86314	0.00000	1.90500	2014.02.28 17:21:14	1.87266	0.00	0.00	-9.28	85.05
2161350	2014.02.24 00:01:54	buy	0.10	usdcad	1.11100	0.00000	1.12500	2014.02.28 17:40:55	1.10788	0.00	0.00	-2.75	-28.16
2161352	2014.02.24 00:01:58	sell	0.10	usdcad	1.11078	0.00000	0.00000	2014.02.28 17:41:00	1.10804	0.00	0.00	-0.06	24.73
2291334	2014.02.28 01:55:41	sell	0.20	nzdcad	0.93032	0.00000	0.92000	2014.02.28 17:57:59	0.92994	0.00	0.00	0.00	6.87
2291435	2014.02.28 02:01:35	sell	0.20	nzdcad	0.93108	0.00000	0.92000	2014.02.28 17:58:04	0.93001	0.00	0.00	0.00	19.34
2320567	2014.02.28 18:06:24	sell	0.40	eurusd	1.38059	0.00000	0.00000	2014.03.04 00:57:50	1.37372	0.00	0.00	-1.84	274.80
2351729	2014.03.03 18:41:52	buy	0.20	eurchf	1.21292	0.00000	1.22200	2014.03.04 17:35:23	1.21771	0.00	0.00	-0.34	108.13
2288983	2014.02.27 22:50:50	buy	0.20	cadjpy	91.609	0.000	0.000	2014.03.05 18:24:40	92.535	0.00	0.00	0.24	180.98
2326974	2014.03.03 00:00:43	buy	0.10	nzdcad	0.92692	0.00000	0.93300	2014.03.05 19:00:21	0.93035	0.00	0.00	0.36	31.05
2327063	2014.03.03 00:00:48	buy	0.10	nzdcad	0.92692	0.00000	0.93300	2014.03.05 19:00:25	0.93032	0.00	0.00	0.36	30.77
2320407	2014.02.28 18:01:45	buy	0.20	nzdcad	0.93095	0.00000	0.93500	2014.03.06 15:09:26	0.93502	0.00	0.00	2.17	73.79

PRO version Are you a developer? Try out the HTML to PDF API pdfcrowd.com

														[tp]
2320563	2014.02.28 18:06:14	buy	0.40	eurusd	1.38071	0.00000	1.38300	2014.03.06 16:00:49	1.38300	0.00	0.00	-5.04	91.60	
														[tp]
2426998	2014.03.05 19:00:50	sell	0.10	gbpsgd	2.12433	0.00000	2.10500	2014.03.06 19:08:01	2.11757	0.00	0.00	-1.44	53.52	
2426573	2014.03.05 18:24:45	buy	0.20	cadjpy	92.552	0.000	0.000	2014.03.06 19:08:23	93.964	0.00	0.00	0.18	274.15	
2467802	2014.03.06 20:06:14	buy	0.20	nzdcad	0.93266	0.00000	0.93500	2014.03.07 12:13:08	0.93501	0.00	0.00	0.36	42.77	
														[tp]
2466593	2014.03.06 19:11:23	buy	0.40	eurusd	1.38630	0.00000	1.38900	2014.03.07 13:06:22	1.38904	0.00	0.00	-0.84	109.60	
														[tp]
1876186	2014.02.10 00:01:15	sell	0.20	gbpcad	1.80948	0.00000	0.00000	2014.03.07 15:30:01	1.84698	0.00	0.00	2.64	-681.37	
														so: 16.4%/18.3/111.5
2358771	2014.03.04 00:57:54	sell	0.40	eurusd	1.37361	0.00000	0.00000	2014.03.07 15:30:01	1.39033	0.00	0.00	-4.60	-668.80	
														so: 36.4%/40.6/111.5
2021737	2014.02.17 00:07:23	sell	0.20	eurcad	1.50555	0.00000	1.49500	2014.03.07 15:30:02	1.52883	0.00	0.00	3.42	-422.59	
														so: -40.5%/-108.2/267.3
2288386	2014.02.27 21:56:48	sell	0.20	cadjpy	91.563	0.000	0.000	2014.03.07 15:30:02	93.797	0.00	0.00	-7.83	-432.92	
														so: -29.8%/-79.7/267.3
2154303	2014.02.21 17:35:43	buy	0.10	gbpnzd	2.01627	0.00000	2.03900	2014.03.07 15:30:03	1.96685	0.00	0.00	-17.81	-419.32	
														so: -40.5%/-145.4/358.6
2064675	2014.02.18 16:43:42	sell	0.10	nzdcad	0.91053	0.00000	0.90100	2014.03.07 15:30:04	0.94403	0.00	0.00	-11.83	-303.99	
														so: -83.9%/-355.9/424.3
2318725	2014.02.28 17:21:19	buy	0.10	gbpaud	1.87300	0.00000	1.92000	2014.03.07 15:30:04	1.83672	0.00	0.00	-8.10	-330.49	
														so: -10.0%/-39.1/391.4
1933192	2014.02.12 04:03:33	sell	0.10	gbpaud	1.81798	0.00000	0.00000	2014.03.07 15:30:05	1.83847	0.00	0.00	18.48	-186.74	
														so: -32.7%/-111.5/340.9
2153929	2014.02.21 17:18:43	buy	0.20	gbpcad	1.86017	0.00000	1.87500	2014.03.07 15:30:05	1.84383	0.00	0.00	-12.63	-296.57	
														so: -36.1%/-153.3/424.3
2161344	2014.02.24 00:01:42	sell	0.10	nzdcad	0.91977	0.00000	0.90900	2014.03.07 15:30:05	0.94355	0.00	0.00	-8.09	-215.90	

PRO version Are you a developer? Try out the HTML to PDF API pdfcrowd.com

													so: -21.1%/-64.9/308.0
2320409	2014.02.28 18:01:49	sell	0.20	nzdcad	0.93049	0.00000	0.00000	2014.03.07 15:30:06	0.94312	0.00	0.00	-8.75	-229.27
													so: -77.6%/-200.0/257.7
2427051	2014.03.05 19:05:04	sell	0.20	nzdcad	0.93038	0.00000	0.91500	2014.03.07 15:30:06	0.94322	0.00	0.00	-5.01	-233.05
													so: -32.5%/-94.7/291.4
2485528	2014.03.07 14:20:34	buy	0.40	eurusd	1.39081	0.00000	0.00000	2014.03.07 15:30:06	1.38707	0.00	0.00	0.00	-149.60
													so: -127.2%/-285.0/224.1
1875021	2014.02.07 23:36:32	sell	0.04	eurusd	1.36349	0.00000	1.35900	2014.03.07 15:30:07	1.38778	0.00	0.00	-2.64	-97.16
													so: -211.1%/-285.1/135.1
2288045	2014.02.27 21:18:40	sell	0.20	cadchf	0.79644	0.00000	0.79100	2014.03.07 15:30:07	0.80152	0.00	0.00	-8.50	-115.63
													so: -251.5%/-339.7/135.1
2327295	2014.03.03 00:01:55	sell	0.10	cadchf	0.79438	0.00000	0.79000	2014.03.07 15:30:07	0.80090	0.00	0.00	-3.18	-74.16
													so: -189.9%/-304.3/160.2
2210060	2014.02.25 15:43:07	buy	0.20	cadchf	0.80026	0.00000	0.00000	2014.03.07 15:30:08	0.79710	0.00	0.00	0.00	-71.90
													so: -166.7%/-267.1/160.2
2161323	2014.02.24 00:01:15	buy	0.10	cadchf	0.80012	0.00000	0.00000	2014.03.07 15:30:09	0.79713	0.00	0.00	0.00	-34.00
													so: -294.7%/-311.4/105.7
2288292	2014.02.27 21:51:23	buy	0.20	eurcad	1.52873	0.00000	1.54000	2014.03.07 15:30:09	1.52835	0.00	0.00	-8.11	-6.89
													so: -350.8%/-307.5/87.7
2466341	2014.03.06 19:08:28	buy	0.20	cadjpy	93.976	0.000	0.000	2014.03.07 15:30:09	93.745	0.00	0.00	0.06	-44.70
													so: -238.9%/-339.7/142.2
1875135	2014.02.07 23:42:53	sell	0.10	gbpnzd	1.97817	0.00000	0.00000	2014.03.07 15:30:10	1.97414	0.00	0.00	22.26	34.20
													so: -936.9%/-307.5/32.8
2564099	2014.03.12 02:17:32	balance	Deposit.										5 460.98
2591871	2014.03.12 18:32:17	buy	0.50	cadchf	0.78625	0.00000	0.80000	2014.03.13 21:50:51	0.79150	0.00	0.00	0.00	299.83
2591861	2014.03.12 18:31:28	sell	1.00	nzdcad	0.94455	0.00000	0.92400	2014.03.13 21:51:54	0.94295	0.00	0.00	-18.62	144.66
2637370	2014.03.13 19:55:48	buy	1.00	nzdcad	0.94826	0.00000	0.95100	2014.03.18 16:00:33	0.95097	0.00	0.00	5.42	245.56
													[tp]

PRO version Are you a developer? Try out the HTML to PDF API pdfcrowd.com

2592142	2014.03.12 18:42:45	buy	0.40	usdchf	0.87534	0.00000	0.88100	2014.03.19 21:58:32	0.88183	0.00	0.00	-5.45	271.86
													[tp]
2644176	2014.03.13 21:54:54	buy	1.00	usdchf	0.87541	0.00000	0.88500	2014.03.20 00:22:01	0.88070	0.00	0.00	-13.58	600.66
2781113	2014.03.20 00:33:31	buy	0.10	gbpnzd	1.93106	0.00000	1.94100	2014.03.20 03:31:36	1.93893	0.00	0.00	0.00	67.10
2781112	2014.03.20 00:33:18	buy	1.00	cadchf	0.78401	0.00000	0.79400	2014.03.20 14:28:44	0.78588	0.00	0.00	0.00	211.18
2784180	2014.03.20 03:36:31	sell	0.20	cadchf	0.78305	0.00000	0.78000	2014.03.20 14:29:00	0.78602	0.00	0.00	0.00	-67.06
2784177	2014.03.20 03:36:27	buy	0.20	cadchf	0.78334	0.00000	0.00000	2014.03.20 14:29:04	0.78580	0.00	0.00	0.00	55.56
2592098	2014.03.12 18:40:16	buy	0.50	audnzd	1.05854	0.00000	1.06800	2014.03.21 05:54:21	1.06151	0.00	0.00	-15.05	126.71
2764548	2014.03.19 17:38:37	sell	1.00	nzdcad	0.96326	0.00000	0.00000	2014.03.21 06:19:43	0.95972	0.00	0.00	-24.56	314.86
2810677	2014.03.20 20:33:52	sell	0.50	gbpcad	1.85557	0.00000	0.00000	2014.03.21 18:42:48	1.84764	0.00	0.00	0.09	353.89
2815744	2014.03.21 05:54:32	buy	0.50	audnzd	1.06176	0.00000	0.00000	2014.03.24 17:18:36	1.06783	0.00	0.00	-1.37	259.25
2815894	2014.03.21 06:19:53	sell	1.00	nzdcad	0.95941	0.00000	0.00000	2014.03.25 06:35:17	0.95719	0.00	0.00	-13.12	198.36
2861493	2014.03.24 17:18:40	buy	0.50	audnzd	1.06805	0.00000	0.00000	2014.03.25 16:05:54	1.07030	0.00	0.00	-1.37	96.13
2877374	2014.03.25 06:35:21	sell	1.00	nzdcad	0.95692	0.00000	0.00000	2014.03.25 16:12:10	0.95535	0.00	0.00	0.00	140.39
2863910	2014.03.24 18:44:32	buy	0.50	gbpchf	1.45778	0.00000	1.46600	2014.03.25 16:13:57	1.46094	0.00	0.00	-0.17	178.61
2833046	2014.03.21 18:42:59	sell	0.50	gbpcad	1.84723	0.00000	0.00000	2014.03.26 14:30:23	1.84313	0.00	0.00	0.35	183.99
2893883	2014.03.25 16:06:03	buy	0.50	audnzd	1.07055	0.00000	0.00000	2014.03.26 14:32:40	1.07248	0.00	0.00	-1.37	83.06
2930550	2014.03.26 14:30:31	sell	0.50	gbpcad	1.84262	0.00000	0.00000	2014.03.26 21:03:10	1.84027	0.00	0.00	0.00	105.79
2957304	2014.03.27 07:50:00	sell	0.40	gbpnzd	1.92114	0.00000	1.91200	2014.03.27 10:12:39	1.91383	0.00	0.00	0.00	253.16
2946665	2014.03.26 21:03:19	sell	0.50	gbpcad	1.83984	0.00000	0.00000	2014.03.27 10:21:18	1.83737	0.00	0.00	0.41	111.40
2955247	2014.03.27 04:49:02	sell	0.50	eurcad	1.52862	0.00000	1.51800	2014.03.27 20:59:12	1.51960	0.00	0.00	0.00	407.96
2944399	2014.03.26 20:37:50	buy	0.50	eurcad	1.53504	0.00000	1.54200	2014.03.27 20:59:23	1.51946	0.00	0.00	-7.70	-704.73
2944401	2014.03.26 20:37:54	sell	0.50	eurcad	1.53484	0.00000	0.00000	2014.03.27 20:59:28	1.51976	0.00	0.00	1.35	681.98
2960851	2014.03.27 10:21:26	sell	0.50	gbpcad	1.83713	0.00000	0.00000	2014.03.27 23:27:41	1.83104	0.00	0.00	0.00	276.26
2989978	2014.03.27 23:29:49	buy	0.30	nzdcad	0.95582	0.00000	0.96200	2014.04.01 12:11:49	0.96202	0.00	0.00	2.13	168.17
													[tp]
2989979	2014.03.27 23:29:53	sell	0.30	nzdcad	0.95549	0.00000	0.95000	2014.04.01 20:06:56	0.95427	0.00	0.00	-6.36	33.19
2944459	2014.03.26 20:40:36	buy	0.80	gbpnzd	1.92739	0.00000	0.00000	2014.04.02 17:16:24	1.94292	0.00	0.00	-79.25	1 063.89

PRO version Are you a developer? Try out the HTML to PDF API pdfcrowd.com

2957305	2014.03.27 07:50:03	buy	0.40	gbpnzd	1.92149	0.00000	0.00000	2014.04.02 17:16:33	1.94292	0.00	0.00	-22.73	734.06
2988112	2014.03.27 21:14:04	sell	0.20	gbpnzd	1.91665	0.00000	1.90600	2014.04.02 17:17:55	1.94341	0.00	0.00	7.48	-458.39
2988111	2014.03.27 21:14:00	buy	0.20	gbpnzd	1.91725	0.00000	0.00000	2014.04.02 17:18:01	1.94268	0.00	0.00	-11.36	435.52
2894201	2014.03.25 16:12:18	sell	1.00	nzdcad	0.95514	0.00000	0.00000	2014.04.02 17:22:34	0.94526	0.00	0.00	-56.32	895.47
2930592	2014.03.26 14:32:46	buy	0.50	audnzd	1.07276	0.00000	0.00000	2014.04.02 17:23:58	1.07992	0.00	0.00	-9.66	306.60
3052369	2014.03.31 17:58:22	sell	0.50	gbpusd	1.66504	0.00000	1.65500	2014.04.03 17:49:19	1.65868	0.00	0.00	-9.00	318.00
2989961	2014.03.27 23:27:48	sell	0.50	gbpcad	1.83071	0.00000	0.00000	2014.04.04 17:30:36	1.81952	0.00	0.00	1.11	509.78
3116241	2014.04.02 17:36:25	buy	0.50	audnzd	1.08061	0.00000	1.08700	2014.04.14 11:30:54	1.08705	0.00	0.00	-15.50	278.14
													[tp]
3199146	2014.04.07 02:38:56	buy	0.80	nzdjpy	89.040	0.000	89.700	2014.04.15 19:11:33	87.750	0.00	0.00	30.44	-1 015.57
3199151	2014.04.07 02:39:00	sell	0.80	nzdjpy	89.025	0.000	0.000	2014.04.15 19:11:39	87.768	0.00	0.00	-59.15	989.47
3264217	2014.04.08 22:41:11	sell	1.00	nzdusd	0.86682	0.00000	0.85600	2014.04.15 19:54:18	0.86391	0.00	0.00	-60.20	291.00
3264285	2014.04.08 22:45:15	buy	0.20	nzdusd	0.86700	0.00000	0.87600	2014.04.15 19:54:22	0.86375	0.00	0.00	5.88	-65.00
3264287	2014.04.08 22:45:19	sell	0.20	nzdusd	0.86687	0.00000	0.00000	2014.04.15 19:54:27	0.86392	0.00	0.00	-12.04	59.00
3115783	2014.04.02 17:17:27	buy	0.80	gbpnzd	1.94332	0.00000	0.00000	2014.04.17 05:47:07	1.94950	0.00	0.00	-183.64	426.81
3463602	2014.04.16 10:16:53	sell	0.50	audnzd	1.09004	0.00000	1.08000	2014.04.17 05:48:36	1.08646	0.00	0.00	-2.46	154.55
3494526	2014.04.17 05:47:14	buy	0.80	gbpnzd	1.95008	0.00000	0.00000	2014.04.17 18:03:17	1.95694	0.00	0.00	0.00	471.33
3115792	2014.04.02 17:17:42	buy	0.40	gbpnzd	1.94344	0.00000	0.00000	2014.04.17 18:03:35	1.95677	0.00	0.00	-91.81	457.93
3444726	2014.04.15 19:53:39	buy	0.90	usdchf	0.87983	0.00000	0.88900	2014.04.21 17:44:22	0.88337	0.00	0.00	-9.18	360.66
3444730	2014.04.15 19:53:50	sell	0.20	usdchf	0.87971	0.00000	0.87500	2014.04.21 17:44:29	0.88350	0.00	0.00	-3.81	-85.80
3444731	2014.04.15 19:53:54	buy	0.20	usdchf	0.87984	0.00000	0.00000	2014.04.21 17:44:35	0.88325	0.00	0.00	-2.04	77.21
2810674	2014.03.20 20:33:48	buy	0.50	gbpcad	1.85576	0.00000	1.85700	2014.04.22 21:33:27	1.85614	0.00	0.00	-72.66	17.23
3397136	2014.04.14 15:40:45	sell	0.20	audnzd	1.08617	0.00000	1.07600	2014.04.23 06:46:59	1.08020	0.00	0.00	-2.96	102.65
3547258	2014.04.21 19:42:45	buy	1.00	eurgbp	0.82115	0.00000	0.82700	2014.04.23 14:43:06	0.82348	0.00	0.00	-8.74	391.41
3547259	2014.04.21 19:42:54	sell	0.50	eurgbp	0.82102	0.00000	0.81500	2014.04.23 14:43:14	0.82364	0.00	0.00	-2.69	-220.07
3547260	2014.04.21 19:42:57	buy	0.50	eurgbp	0.82118	0.00000	0.00000	2014.04.23 14:43:18	0.82349	0.00	0.00	-4.37	194.01
3572802	2014.04.22 21:33:03	sell	0.90	gbpcad	1.85596	0.00000	1.84600	2014.04.23 14:44:44	1.85189	0.00	0.00	0.98	332.26
3572803	2014.04.22 21:33:12	buy	0.30	gbpcad	1.85629	0.00000	1.86600	2014.04.23 14:44:50	1.85171	0.00	0.00	-1.47	-124.64

PRO version Are you a developer? Try out the HTML to PDF API pdfcrowd.com

3572811	2014.04.22 21:33:16	sell	0.30	gbpcad	1.85601	0.00000	0.00000	2014.04.23 14:44:54	1.85202	0.00	0.00	0.33	108.58
3544532	2014.04.21 17:52:24	buy	1.00	audcad	1.03025	0.00000	1.04000	2014.04.23 14:46:45	1.02385	0.00	0.00	4.18	-580.61
3544533	2014.04.21 17:52:28	sell	1.00	audcad	1.03000	0.00000	0.00000	2014.04.23 14:46:52	1.02406	0.00	0.00	-12.16	538.80
3510819	2014.04.17 18:03:21	buy	0.80	gbpnzd	1.95724	0.00000	0.00000	2014.04.28 21:26:29	1.96955	0.00	0.00	-93.26	840.35
3510826	2014.04.17 18:03:42	buy	0.40	gbpnzd	1.95708	0.00000	0.00000	2014.04.28 21:26:34	1.96952	0.00	0.00	-46.63	424.61
3115982	2014.04.02 17:22:46	sell	1.00	nzdcad	0.94497	0.00000	0.00000	2014.04.28 21:29:38	0.94159	0.00	0.00	-165.50	306.40
2644138	2014.03.13 21:51:58	sell	1.00	nzdcad	0.94262	0.00000	0.91000	2014.04.29 16:45:21	0.93737	0.00	0.00	-290.47	478.71
3699911	2014.04.28 21:29:50	sell	1.00	nzdcad	0.94134	0.00000	0.00000	2014.04.29 16:45:33	0.93731	0.00	0.00	-6.08	367.50
3581768	2014.04.23 06:47:31	sell	0.30	audnzd	1.07994	0.00000	1.06900	2014.05.02 20:03:54	1.06903	0.00	0.00	-5.39	283.49
													[tp]
3830415	2014.05.05 00:05:08	buy	0.60	nzdusd	0.86732	0.00000	0.87100	2014.05.06 07:34:37	0.87099	0.00	0.00	2.52	220.20
													[tp]
3830429	2014.05.05 00:05:21	buy	1.00	nzdusd	0.86732	0.00000	0.87100	2014.05.06 07:34:37	0.87099	0.00	0.00	4.20	367.00
													[tp]
3831288	2014.05.05 00:46:12	buy	1.00	nzdusd	0.86703	0.00000	0.87200	2014.05.06 10:16:22	0.87211	0.00	0.00	4.20	508.00
													[tp]
3855208	2014.05.05 15:15:46	buy	1.00	cadchf	0.79894	0.00000	0.80800	2014.05.06 17:40:09	0.80160	0.00	0.00	0.68	304.49
3855259	2014.05.05 15:17:43	sell	0.30	cadchf	0.79866	0.00000	0.79000	2014.05.06 17:40:14	0.80177	0.00	0.00	-1.64	-106.78
3855264	2014.05.05 15:17:47	buy	0.30	cadchf	0.79886	0.00000	0.00000	2014.05.06 17:40:19	0.80155	0.00	0.00	0.21	92.38
3700415	2014.04.28 22:05:26	buy	1.00	usdjpy	102.447	0.000	104.000	2014.05.06 17:46:16	101.615	0.00	0.00	-11.73	-818.78
3700416	2014.04.28 22:05:30	sell	1.00	usdjpy	102.434	0.000	0.000	2014.05.06 17:46:20	101.628	0.00	0.00	-21.90	793.09
3830473	2014.05.05 00:05:32	sell	1.00	nzdcad	0.95132	0.00000	0.00000	2014.05.07 09:56:12	0.94596	0.00	0.00	-12.27	492.52
3830479	2014.05.05 00:05:35	sell	1.00	nzdcad	0.95132	0.00000	0.00000	2014.05.07 09:56:17	0.94597	0.00	0.00	-12.27	491.60
3606745	2014.04.23 20:12:43	buy	1.00	cadchf	0.80040	0.00000	0.81000	2014.05.07 18:18:59	0.80298	0.00	0.00	9.53	294.81
3606746	2014.04.23 20:12:53	sell	0.50	cadchf	0.80015	0.00000	0.79000	2014.05.07 18:19:04	0.80322	0.00	0.00	-38.16	-175.37
3606747	2014.04.23 20:12:56	buy	0.50	cadchf	0.80040	0.00000	0.00000	2014.05.07 18:19:08	0.80300	0.00	0.00	4.76	148.55
3581769	2014.04.23 06:47:34	buy	0.30	audnzd	1.08025	0.00000	1.08900	2014.05.08 18:14:39	1.08361	0.00	0.00	-11.85	87.24

PRO version Are you a developer? Try out the HTML to PDF API pdfcrowd.com

3919555	2014.05.07 09:56:20	sell	1.00	nzdcad	0.94566	0.00000	0.00000	2014.05.08 18:16:04	0.94058	0.00	0.00	-18.44	467.57
3919556	2014.05.07 09:56:24	sell	1.00	nzdcad	0.94568	0.00000	0.00000	2014.05.08 18:16:10	0.94062	0.00	0.00	-18.44	465.69
3934525	2014.05.07 18:18:26	buy	1.00	usdchf	0.87539	0.00000	0.88500	2014.05.08 18:18:48	0.87844	0.00	0.00	-5.14	347.21
3934528	2014.05.07 18:18:34	sell	0.50	usdchf	0.87522	0.00000	0.86600	2014.05.08 18:18:53	0.87853	0.00	0.00	-4.79	-188.38
3934531	2014.05.07 18:18:37	buy	0.50	usdchf	0.87536	0.00000	0.00000	2014.05.08 18:18:57	0.87840	0.00	0.00	-2.57	173.04
3969340	2014.05.08 18:16:17	sell	1.00	nzdcad	0.94024	0.00000	0.00000	2014.05.09 00:11:21	0.93658	0.00	0.00	-6.19	337.97
3969341	2014.05.08 18:16:21	sell	1.00	nzdcad	0.94032	0.00000	0.00000	2014.05.09 00:11:25	0.93659	0.00	0.00	-6.19	344.44
3934510	2014.05.07 18:17:56	sell	1.00	gbpusd	1.69650	0.00000	1.68600	2014.05.09 00:12:10	1.69334	0.00	0.00	-14.00	316.00
3934518	2014.05.07 18:18:06	buy	0.50	gbpusd	1.69665	0.00000	1.70400	2014.05.09 00:12:14	1.69312	0.00	0.00	-1.80	-176.50
3934522	2014.05.07 18:18:09	sell	0.50	gbpusd	1.69652	0.00000	0.00000	2014.05.09 00:12:18	1.69335	0.00	0.00	-7.00	158.50
3830418	2014.05.05 00:05:11	sell	0.60	nzdusd	0.86657	0.00000	0.00000	2014.05.09 21:43:03	0.86144	0.00	0.00	-30.60	307.80
3979322	2014.05.09 01:20:25	buy	0.50	gbpcad	1.83432	0.00000	1.84400	2014.05.13 09:58:39	1.84037	0.00	0.00	-4.22	277.34
4023207	2014.05.12 19:59:23	sell	1.00	euraud	1.46909	0.00000	1.45900	2014.05.14 08:15:39	1.45899	0.00	0.00	15.91	949.91
													[tp]
4023203	2014.05.12 19:58:47	sell	1.00	gbpchf	1.49748	0.00000	1.48700	2014.05.14 16:15:20	1.49199	0.00	0.00	-8.55	616.74
4023204	2014.05.12 19:58:54	buy	0.50	gbpchf	1.49773	0.00000	1.50700	2014.05.14 16:15:25	1.49185	0.00	0.00	0.78	-330.33
4023205	2014.05.12 19:58:59	sell	0.50	gbpchf	1.49752	0.00000	0.00000	2014.05.14 16:15:30	1.49214	0.00	0.00	-4.27	302.20
4023206	2014.05.12 19:59:19	buy	1.00	euraud	1.46925	0.00000	1.47900	2014.05.20 04:54:38	1.47390	0.00	0.00	-85.38	432.52
4062281	2014.05.14 08:17:05	sell	0.50	euraud	1.45876	0.00000	1.44900	2014.05.20 04:54:49	1.47403	0.00	0.00	23.88	-710.28
4062283	2014.05.14 08:17:08	buy	0.50	euraud	1.45898	0.00000	0.00000	2014.05.20 04:54:53	1.47388	0.00	0.00	-32.03	692.91
4003420	2014.05.09 21:43:17	sell	0.60	nzdusd	0.86115	0.00000	0.00000	2014.05.20 15:49:36	0.85780	0.00	0.00	-46.98	201.00
4033262	2014.05.13 09:58:44	buy	0.50	gbpcad	1.84066	0.00000	0.00000	2014.05.21 14:26:15	1.84353	0.00	0.00	-16.91	131.52
3978527	2014.05.09 00:11:29	sell	1.00	nzdcad	0.93593	0.00000	0.00000	2014.05.23 17:41:19	0.92998	0.00	0.00	-95.11	546.90
3978528	2014.05.09 00:11:33	sell	1.00	nzdcad	0.93593	0.00000	0.00000	2014.05.23 17:41:24	0.92997	0.00	0.00	-95.11	547.82
4023195	2014.05.12 19:57:58	sell	0.50	eurgbp	0.81552	0.00000	0.80500	2014.05.27 03:10:22	0.81076	0.00	0.00	-8.84	400.94
4268573	2014.05.23 17:42:08	sell	1.00	nzdcad	0.92968	0.00000	0.00000	2014.05.27 14:10:33	0.92668	0.00	0.00	-13.63	276.70
4268574	2014.05.23 17:42:13	sell	1.00	nzdcad	0.92969	0.00000	0.00000	2014.05.27 14:10:37	0.92666	0.00	0.00	-13.63	279.47
4187857	2014.05.20 15:49:50	sell	0.60	nzdusd	0.85761	0.00000	0.00000	2014.05.27 19:35:36	0.85366	0.00	0.00	-36.54	237.00

PRO version Are you a developer? Try out the HTML to PDF API pdfcrowd.com

4211183	2014.05.21 14:22:17	buy	1.00	eurgbp	0.80968	0.00000	0.81900	2014.05.28 14:21:08	0.81280		0.00	0.00	-22.43	522.49
4211194	2014.05.21 14:22:28	sell	0.50	eurgbp	0.80956	0.00000	0.79900	2014.05.28 14:21:20	0.81290		0.00	0.00	-4.13	-279.71
4211196	2014.05.21 14:22:33	buy	0.50	eurgbp	0.80968	0.00000	0.00000	2014.05.28 14:21:25	0.81274		0.00	0.00	-11.22	256.24
4298269	2014.05.27 14:10:41	sell	1.00	nzdcad	0.92637	0.00000	0.00000	2014.05.28 14:23:07	0.92220		0.00	0.00	-6.82	384.06
4298270	2014.05.27 14:10:45	sell	1.00	nzdcad	0.92637	0.00000	0.00000	2014.05.28 14:23:14	0.92221		0.00	0.00	-6.82	383.14
4306302	2014.05.27 19:35:43	sell	0.60	nzdusd	0.85349	0.00000	0.00000	2014.05.28 14:24:14	0.84936		0.00	0.00	-5.22	247.80
3725364	2014.04.29 16:45:41	sell	1.00	nzdusd	0.85455	0.00000	0.84500	2014.05.28 14:24:52	0.84936		0.00	0.00	-249.90	519.00
3725367	2014.04.29 16:45:46	sell	1.00	nzdusd	0.85455	0.00000	0.00000	2014.05.28 14:24:57	0.84936		0.00	0.00	-249.90	519.00
4283612	2014.05.26 22:06:59	sell	1.10	gbpchf	1.50666	0.00000	1.49600	2014.05.29 00:22:01	1.50176		0.00	0.00	-23.29	599.85
4283617	2014.05.26 22:08:02	buy	0.50	gbpchf	1.50690	0.00000	1.51400	2014.05.29 00:22:07	1.50120		0.00	0.00	1.95	-317.28
4283618	2014.05.26 22:08:06	sell	0.50	gbpchf	1.50665	0.00000	0.00000	2014.05.29 00:22:12	1.50178		0.00	0.00	-10.58	270.99
3946491	2014.05.08 08:43:13	buy	0.50	audnzd	1.08271	0.00000	1.09200	2014.05.29 05:08:48	1.09201		0.00	0.00	-31.23	394.17
														[tp]
4338280	2014.05.29 07:43:31	balance	Withdraw al.											-1 500.00
3188910	2014.04.04 17:30:41	sell	0.50	gbpcad	1.81942	0.00000	1.80900	2014.05.29 21:10:57	1.81165		0.00	0.00	26.14	358.33
4320710	2014.05.28 14:23:32	sell	1.00	nzdcad	0.92190	0.00000	0.00000	2014.05.29 21:12:47	0.91812		0.00	0.00	-20.41	348.58
4320766	2014.05.28 14:23:36	sell	1.00	nzdcad	0.92189	0.00000	0.00000	2014.05.29 21:12:51	0.91813		0.00	0.00	-20.41	346.73
4320787	2014.05.28 14:24:22	sell	0.60	nzdusd	0.84919	0.00000	0.00000	2014.05.29 21:15:21	0.84665		0.00	0.00	-15.66	152.40
4320800	2014.05.28 14:25:10	sell	1.00	nzdusd	0.84919	0.00000	0.00000	2014.05.29 21:15:35	0.84677		0.00	0.00	-26.10	242.00
4320803	2014.05.28 14:25:15	sell	1.00	nzdusd	0.84919	0.00000	0.00000	2014.05.29 21:15:40	0.84679		0.00	0.00	-26.10	240.00
4355193	2014.05.29 21:15:46	sell	1.00	nzdusd	0.84662	0.00000	0.82000	2014.06.04 06:58:12	0.84198		0.00	0.00	-34.80	464.00
4355194	2014.05.29 21:15:50	sell	1.00	nzdusd	0.84662	0.00000	0.82000	2014.06.04 06:58:15	0.84199		0.00	0.00	-34.80	463.00
4355189	2014.05.29 21:15:28	sell	0.60	nzdusd	0.84656	0.00000	0.00000	2014.06.04 06:58:59	0.84200		0.00	0.00	-20.88	273.60
3699896	2014.04.28 21:29:00	buy	0.80	gbpnzd	1.96992	0.00000	2.00000	2014.06.04 07:02:16	1.98590		0.00	0.00	-408.68	1 076.33
4338127	2014.05.29 07:15:47	buy	0.50	audnzd	1.09337	0.00000	1.10300	2014.06.04 12:26:13	1.10302		0.00	0.00	-5.93	405.72
														[tp]

PRO version Are you a developer? Try out the HTML to PDF API pdfcrowd.com

4432464	2014.06.04 07:02:48	buy	0.80	gbpnzd	1.98634	0.00000	2.00000	2014.06.04 14:22:30	1.99193	0.00	0.00	0.00	376.17
4399987	2014.06.02 19:56:01	sell	1.00	usdchf	0.89937	0.00000	0.88900	2014.06.06 00:38:12	0.89135	0.00	0.00	-13.39	899.76
4399990	2014.06.02 19:56:11	buy	0.60	usdchf	0.89952	0.00000	0.90400	2014.06.06 00:38:18	0.89116	0.00	0.00	-2.81	-562.86
4399991	2014.06.02 19:56:15	sell	0.60	usdchf	0.89937	0.00000	0.00000	2014.06.06 00:38:22	0.89140	0.00	0.00	-8.04	536.46
4477387	2014.06.05 17:14:12	buy	1.00	eurgbp	0.81006	0.00000	0.81900	2014.06.06 00:39:19	0.81249	0.00	0.00	-3.20	408.56
4528420	2014.06.09 16:00:29	sell	1.00	gbpjpy	172.141	0.000	171.100	2014.06.10 20:17:20	171.479	0.00	0.00	-3.71	646.57
4528423	2014.06.09 16:00:37	buy	0.50	gbpjpy	172.164	0.000	173.000	2014.06.10 20:17:26	171.447	0.00	0.00	0.54	-350.20
4528424	2014.06.09 16:00:41	sell	0.50	gbpjpy	172.141	0.000	0.000	2014.06.10 20:17:30	171.481	0.00	0.00	-1.85	322.31
4338129	2014.05.29 07:15:51	sell	0.50	audnzd	1.09310	0.00000	1.08400	2014.06.12 04:30:05	1.08420	0.00	0.00	1.16	384.16
													[tp]
4556370	2014.06.10 20:30:15	buy	0.50	gbpchf	1.50694	0.00000	1.51400	2014.06.12 10:06:12	1.51403	0.00	0.00	1.56	394.01
													[tp]
4322075	2014.05.28 15:13:00	sell	0.40	eurgbp	0.81254	0.00000	0.80300	2014.06.12 23:04:52	0.80299	0.00	0.00	-7.98	645.21
													[tp]
4601109	2014.06.12 16:36:18	sell	1.00	eurgbp	0.80405	0.00000	0.80300	2014.06.12 23:04:52	0.80299	0.00	0.00	0.00	179.04
													[tp]
4601112	2014.06.12 16:36:28	sell	0.50	eurgbp	0.80405	0.00000	0.80300	2014.06.12 23:04:52	0.80299	0.00	0.00	0.00	89.52
													[tp]
4440789	2014.06.04 14:23:00	buy	0.80	gbpnzd	1.99224	0.00000	2.00000	2014.06.12 23:49:14	1.94726	0.00	0.00	-112.78	-3 126.97
											so: 79.9%/1034.9/1295.3		
4023194	2014.05.12 19:57:46	buy	1.00	eurgbp	0.81566	0.00000	0.82400	2014.06.12 23:49:15	0.80063	0.00	0.00	-105.27	-2 544.14
											so: 52.7%/1007.3/1910.3		
4355170	2014.05.29 21:13:00	sell	1.00	nzdcad	0.91783	0.00000	0.89700	2014.06.12 23:49:15	0.94368	0.00	0.00	-95.07	-2 381.35
											so: 61.3%/1003.1/1635.6		
4432417	2014.06.04 06:58:19	sell	1.00	nzdusd	0.84183	0.00000	0.82000	2014.06.12 23:49:15	0.86922	0.00	0.00	-87.00	-2 739.00
											so: 66.1%/1032.9/1562.3		
4432418	2014.06.04 06:58:22	sell	1.00	nzdusd	0.84184	0.00000	0.82000	2014.06.12 23:49:15	0.86924	0.00	0.00	-87.00	-2 740.00

PRO version Are you a developer? Try out the HTML to PDF API pdfcrowd.com

													so: 57.0%/988.1/1735.0
2764358	2014.03.19 17:29:53	buy	1.00	nzdcad	0.96437	0.00000	0.97000	2014.06.12 23:49:16	0.94325	0.00	0.00	250.87	-1 945.86
													so: 50.7%/1003.1/1980.3
2764544	2014.03.19 17:38:33	buy	1.00	nzdcad	0.96362	0.00000	0.96500	2014.06.12 23:49:16	0.94326	0.00	0.00	250.87	-1 875.84
													so: 65.1%/1003.8/1540.9
3023005	2014.03.31 00:04:08	sell	0.80	gbpnzd	1.92016	0.00000	1.91000	2014.06.12 23:49:16	1.94808	0.00	0.00	601.14	-1 941.49
													so: 55.5%/1004.0/1808.0
4355171	2014.05.29 21:13:05	sell	1.00	nzdcad	0.91783	0.00000	0.89700	2014.06.12 23:49:16	0.94368	0.00	0.00	-95.07	-2 381.35
													so: 55.5%/1003.1/1807.0
4432424	2014.06.04 06:59:06	sell	0.60	nzdusd	0.84186	0.00000	0.83000	2014.06.12 23:49:17	0.86924	0.00	0.00	-52.20	-1 642.80
													so: 73.1%/999.9/1368.6
4528258	2014.06.09 15:54:23	buy	1.00	eurgbp	0.81007	0.00000	0.82000	2014.06.12 23:49:17	0.80061	0.00	0.00	-15.94	-1 601.44
													so: 67.4%/995.2/1476.3
4556368	2014.06.10 20:30:08	sell	1.00	gbpchf	1.50668	0.00000	1.49600	2014.06.12 23:50:00	1.52072	0.00	0.00	-16.90	-1 562.93
													so: 79.7%/959.8/1203.8
3902413	2014.05.06 17:45:33	buy	1.00	nzdusd	0.87635	0.00000	0.88100	2014.06.13 00:17:54	0.86865	0.00	0.00	220.50	-770.00
4528299	2014.06.09 15:54:57	sell	0.40	eurgbp	0.80996	0.00000	0.79500	2014.06.13 00:28:44	0.80040	0.00	0.00	-2.82	647.45
4440823	2014.06.04 14:23:59	buy	0.30	audnzd	1.10231	0.00000	0.00000	2014.06.13 02:54:58	1.08615	0.00	0.00	-9.82	-420.65
4440824	2014.06.04 14:24:02	sell	0.30	audnzd	1.10197	0.00000	0.00000	2014.06.13 02:55:01	1.08647	0.00	0.00	0.55	403.52
4023196	2014.05.12 19:58:02	buy	0.50	eurgbp	0.81566	0.00000	0.00000	2014.06.17 15:30:03	0.79910	0.00	0.00	-57.48	-1 405.21
													so: 55.4%/131.0/236.4
4355160	2014.05.29 21:11:03	sell	0.50	gbpcad	1.81144	0.00000	0.00000	2014.06.17 15:30:03	1.84480	0.00	0.00	7.00	-1 534.98
													so: 68.0%/45.8/67.4
2652686	2014.03.14 08:21:06	sell	0.50	audnzd	1.05516	0.00000	0.00000	2014.06.17 15:30:04	1.08004	0.00	0.00	-43.29	-1 078.57
													so: 34.9%/177.0/506.5
3023019	2014.03.31 00:04:18	sell	0.40	gbpnzd	1.92016	0.00000	0.00000	2014.06.17 15:30:04	1.95980	0.00	0.00	314.22	-1 374.71
													so: 50.2%/186.9/372.1
3902415	2014.05.06 17:45:40	buy	1.00	nzdusd	0.87637	0.00000	0.00000	2014.06.17 15:30:05	0.86657	0.00	0.00	231.90	-980.00

PRO version Are you a developer? Try out the HTML to PDF API pdfcrowd.com

													so: 32.1%/203.6/634.7
4556377	2014.06.10 20:30:18	sell	0.50	gbpchf	1.50668	0.00000	0.00000	2014.06.17 15:30:05	1.52555	0.00	0.00	-14.78	-1 049.75
													so: 30.8%/184.9/600.5
4322077	2014.05.28 15:13:05	buy	0.40	eurgbp	0.81267	0.00000	0.00000	2014.06.17 15:30:06	0.79909	0.00	0.00	-25.52	-921.83
													so: 27.8%/224.9/808.8
4580850	2014.06.11 22:07:42	buy	0.50	audnzd	1.09674	0.00000	0.00000	2014.06.17 15:30:06	1.07932	0.00	0.00	-9.05	-754.70
													so: 24.6%/226.1/917.3
4528304	2014.06.09 15:55:00	buy	0.40	eurgbp	0.81010	0.00000	0.00000	2014.06.17 15:30:07	0.79907	0.00	0.00	-10.25	-748.67
													so: 31.9%/262.3/823.3
3902427	2014.05.06 17:45:54	buy	0.60	nzdusd	0.87645	0.00000	0.00000	2014.06.17 15:30:08	0.86629	0.00	0.00	139.14	-609.60
													so: 33.2%/340.7/1025.7
4580613	2014.06.11 21:45:32	buy	0.50	audnzd	1.09645	0.00000	0.00000	2014.06.17 15:30:08	1.07956	0.00	0.00	-9.05	-731.58
													so: 32.8%/305.3/931.6
3699902	2014.04.28 21:29:07	buy	0.40	gbpnzd	1.96993	0.00000	0.00000	2014.06.17 15:30:09	1.95852	0.00	0.00	-278.00	-395.37
													so: 30.1%/339.4/1129.5
4613430	2014.06.13 00:22:06	buy	0.50	eurgbp	0.80023	0.00000	0.00000	2014.06.17 15:30:09	0.79905	0.00	0.00	-3.22	-100.09
													so: 33.5%/333.7/995.0
4614835	2014.06.13 02:56:20	sell	0.40	eurgbp	0.79920	0.00000	0.00000	2014.06.17 15:30:10	0.79943	0.00	0.00	-0.95	-15.61
													so: 20.1%/241.0/1198.2
4617533	2014.06.13 07:16:05	sell	0.20	gbpchf	1.52356	0.00000	1.51300	2014.06.17 15:30:10	1.52512	0.00	0.00	-1.69	-34.70
													so: 22.3%/251.9/1130.5
4614719	2014.06.13 02:52:18	sell	0.50	eurgbp	0.79933	0.00000	0.00000	2014.06.17 15:30:11	0.79940	0.00	0.00	-1.18	-5.94
													so: 21.4%/232.7/1089.8
4614721	2014.06.13 02:52:24	sell	0.40	eurgbp	0.79933	0.00000	0.00000	2014.06.17 15:30:11	0.79937	0.00	0.00	-0.95	-2.71
													so: 34.5%/282.1/818.8
4614743	2014.06.13 02:53:56	sell	0.50	eurgbp	0.79933	0.00000	0.00000	2014.06.17 15:30:11	0.79936	0.00	0.00	-1.18	-2.54
													so: 28.4%/271.1/954.3
4211267	2014.05.21 14:26:23	buy	0.50	gbpcad	1.84380	0.00000	0.00000	2014.06.17 15:30:12	1.84413	0.00	0.00	-57.04	15.18

PRO version Are you a developer? Try out the HTML to PDF API pdfcrowd.com

													so: 41.9%/297.7/710.4
4601080	2014.06.12 16:33:25	sell	0.50	audnzd	1.08408	0.00000	0.00000	2014.06.17 15:30:13	1.08008	0.00	0.00	0.27	173.25
													so: 69.0%/301.5/437.2
4613414	2014.06.13 00:20:12	sell	0.60	nzdusd	0.86864	0.00000	0.00000	2014.06.17 15:30:13	0.86633	0.00	0.00	-10.44	138.60
													so: 54.8%/296.4/541.4
4613413	2014.06.13 00:19:41	sell	1.00	nzdusd	0.86864	0.00000	0.00000	2014.06.17 17:55:43	0.86499	0.00	0.00	-17.40	365.00
4613504	2014.06.13 00:31:12	buy	0.50	gbpchf	1.52130	0.00000	0.00000	2014.06.17 17:55:49	1.52652	0.00	0.00	0.78	289.99
4670954	2014.06.17 19:07:11	buy	0.10	eurgbp	0.79846	0.00000	0.80800	2014.06.30 15:28:55	0.80064	0.00	0.00	-4.18	37.15
4670956	2014.06.17 19:07:49	sell	0.05	eurgbp	0.79832	0.00000	0.79400	2014.06.30 15:29:02	0.80083	0.00	0.00	-0.78	-21.39
4670957	2014.06.17 19:07:55	buy	0.05	eurgbp	0.79845	0.00000	0.00000	2014.06.30 15:29:06	0.80067	0.00	0.00	-2.08	18.92
4848142	2014.06.30 15:53:18	sell	0.05	eurgbp	0.80075	0.00000	0.79560	2014.07.02 11:32:35	0.79558	0.00	0.00	-0.12	44.40
													[tp]
4818769	2014.06.26 20:51:56	sell	0.10	usdcad	1.06890	0.00000	1.06200	2014.07.04 18:29:51	1.06373	0.00	0.00	0.80	48.60
5080255	2014.07.16 07:08:01	sell	0.05	eurgbp	0.79148	0.00000	0.78400	2014.07.16 23:33:39	0.78933	0.00	0.00	0.00	18.42
5080256	2014.07.16 07:08:09	sell	0.10	eurgbp	0.79147	0.00000	0.78400	2014.07.16 23:33:48	0.78933	0.00	0.00	0.00	36.67
5099471	2014.07.17 08:02:42	sell	0.10	chfjpy	112.990	0.000	112.700	2014.07.21 00:29:44	112.901	0.00	0.00	-0.42	8.78
5137289	2014.07.21 05:46:45	sell	0.10	chfjpy	112.787	0.000	112.600	2014.07.22 15:32:27	112.600	0.00	0.00	-0.21	18.41
													[tp]
5171158	2014.07.22 20:13:47	sell	0.10	eurgbp	0.78937	0.00000	0.78700	2014.07.23 03:42:02	0.78926	0.00	0.00	-0.12	1.88
5164568	2014.07.22 15:39:31	sell	0.10	chfjpy	112.562	0.000	112.000	2014.07.23 07:06:28	112.398	0.00	0.00	-0.21	16.17
5199993	2014.07.24 09:20:40	buy	0.07	eursgd	1.66546	0.00000	1.67300	2014.07.24 18:14:01	1.67043	0.00	0.00	0.00	28.04
5190949	2014.07.23 22:50:17	buy	0.02	eursgd	1.66495	0.00000	1.67400	2014.07.24 18:14:06	1.67063	0.00	0.00	-0.17	9.15
5165749	2014.07.22 15:55:21	buy	0.10	eurgbp	0.78994	0.00000	0.00000	2014.07.24 18:14:17	0.79330	0.00	0.00	-1.71	57.02
4774342	2014.06.24 18:44:59	buy	0.05	usdcad	1.07407	0.00000	0.00000	2014.07.24 18:16:59	1.07409	0.00	0.00	-5.98	0.09
4774340	2014.06.24 18:44:55	sell	0.05	usdcad	1.07391	0.00000	1.05800	2014.07.24 18:17:03	1.07425	0.00	0.00	1.75	-1.58
5136165	2014.07.21 02:20:04	sell	0.10	usdcad	1.07383	0.00000	1.06350	2014.07.24 20:26:45	1.07493	0.00	0.00	0.56	-10.23
4774334	2014.06.24 18:44:43	buy	0.10	usdcad	1.07406	0.00000	0.00000	2014.07.24 20:26:50	1.07476	0.00	0.00	-11.90	6.51
5177381	2014.07.23 07:06:38	sell	0.10	chfjpy	112.376	0.000	0.000	2014.07.24 20:46:42	112.859	0.00	0.00	-0.62	-47.42

PRO version Are you a developer? Try out the HTML to PDF API pdfcrowd.com

5080546	2014.07.16 07:40:49	buy	0.10	chfjpy	113.521	0.000	114.400	2014.07.24 20:46:02	112.937	0.00	0.00	-2.28	-67.16
5215298	2014.07.24 20:30:14	sell	0.04	eursgd	1.67053	0.00000	1.66500	2014.07.25 17:42:38	1.66707	0.00	0.00	-0.05	11.15
5214069	2014.07.24 18:14:23	buy	0.10	eurgbp	0.79343	0.00000	0.00000	2014.07.28 00:07:36	0.79099	0.00	0.00	-0.84	-41.42
5200072	2014.07.24 09:23:23	sell	0.10	eurgbp	0.78951	0.00000	0.78750	2014.07.28 00:07:42	0.79120	0.00	0.00	-0.24	-28.69
5231717	2014.07.25 17:43:35	sell	0.09	eursgd	1.66675	0.00000	1.66650	2014.07.28 03:38:11	1.66648	0.00	0.00	-0.12	1.96
													[tp]
5218499	2014.07.25 04:41:11	sell	0.05	gbpnok	10.53575	0.00000	10.52500	2014.07.29 00:52:44	10.57775	0.00	0.00	0.44	-33.71
5231808	2014.07.25 17:47:13	sell	0.09	eursgd	1.66696	0.00000	1.66600	2014.07.29 00:54:17	1.66939	0.00	0.00	-0.24	-17.60
5215149	2014.07.24 20:10:56	buy	0.05	gbpcad	1.82560	0.00000	1.84200	2014.07.29 04:43:47	1.83461	0.00	0.00	-0.76	41.71
5231787	2014.07.25 17:46:17	sell	0.04	eursgd	1.66693	0.00000	1.66600	2014.07.29 17:53:40	1.66696	0.00	0.00	-0.10	-0.09
5215299	2014.07.24 20:30:20	buy	0.04	eursgd	1.67097	0.00000	1.67900	2014.07.29 17:55:56	1.66648	0.00	0.00	-0.33	-14.45
5190951	2014.07.23 22:52:18	buy	0.02	gbpusd	1.70364	0.00000	1.71200	2014.07.30 18:04:34	1.69025	0.00	0.00	0.00	-26.78
5190953	2014.07.23 22:52:21	sell	0.02	gbpusd	1.70351	0.00000	0.00000	2014.07.30 18:04:39	1.69038	0.00	0.00	-0.35	26.26
5177375	2014.07.23 07:04:04	sell	0.05	eurgbp	0.78861	0.00000	0.00000	2014.07.31 18:26:54	0.79262	0.00	0.00	-0.60	-33.85
4848143	2014.06.30 15:53:22	buy	0.05	eurgbp	0.80088	0.00000	0.80900	2014.07.31 18:28:05	0.79254	0.00	0.00	-6.92	-70.40
5250510	2014.07.29 04:43:56	buy	0.05	gbpcad	1.83490	0.00000	1.85000	2014.08.01 01:05:22	1.84154	0.00	0.00	-1.26	30.44
5262172	2014.07.29 17:56:16	buy	0.05	eursgd	1.66690	0.00000	1.67600	2014.08.01 18:37:43	1.67434	0.00	0.00	-0.70	29.84
5305834	2014.08.01 01:05:35	buy	0.05	gbpcad	1.84194	0.00000	1.84900	2014.08.05 18:13:29	1.84902	0.00	0.00	-0.50	32.29
													[tp]
5215168	2014.07.24 20:13:36	buy	0.09	eursgd	1.67127	0.00000	1.68000	2014.08.06 03:49:04	1.66883	0.00	0.00	-2.76	-17.59
5262174	2014.07.29 17:56:51	sell	0.09	eursgd	1.66653	0.00000	1.66450	2014.08.06 03:49:09	1.66927	0.00	0.00	-0.97	-19.75
5340095	2014.08.04 18:10:31	buy	0.05	eursgd	1.67217	0.00000	1.68000	2014.08.06 03:49:37	1.66878	0.00	0.00	-0.28	-13.58
5215158	2014.07.24 20:11:39	buy	0.09	eursgd	1.67117	0.00000	1.68000	2014.08.08 19:13:13	1.67738	0.00	0.00	-3.77	44.68
5339766	2014.08.04 17:51:51	buy	0.05	eurgbp	0.79700	0.00000	0.82000	2014.08.08 19:13:37	0.79947	0.00	0.00	-1.26	20.71
5339767	2014.08.04 17:51:54	sell	0.05	eurgbp	0.79686	0.00000	0.79200	2014.08.08 19:13:41	0.79961	0.00	0.00	-0.36	-23.06
5340096	2014.08.04 18:10:39	sell	0.02	eursgd	1.67172	0.00000	1.66600	2014.08.08 19:13:59	1.67782	0.00	0.00	-0.17	-9.75
5340098	2014.08.04 18:10:42	buy	0.02	eursgd	1.67212	0.00000	0.00000	2014.08.08 19:14:04	1.67733	0.00	0.00	-0.35	8.33
5446285	2014.08.13 07:49:11	buy	0.07	nzdcad	0.92064	0.00000	0.92700	2014.08.13 18:30:33	0.92470	0.00	0.00	0.00	26.01

PRO version Are you a developer? Try out the HTML to PDF API pdfcrowd.com

5446286	2014.08.13 07:49:19	sell	0.03	nzdcad	0.92037	0.00000	0.91900	2014.08.13 18:30:39	0.92496	0.00	0.00	0.00	-12.60
5446287	2014.08.13 07:49:22	buy	0.03	nzdcad	0.92062	0.00000	0.00000	2014.08.13 18:30:47	0.92470	0.00	0.00	0.00	11.20
5422604	2014.08.11 08:50:26	buy	0.07	usdcad	1.09736	0.00000	1.09890	2014.08.14 15:18:25	1.08919	0.00	0.00	-1.29	-52.51
5422605	2014.08.11 08:50:30	sell	0.07	usdcad	1.09718	0.00000	0.00000	2014.08.14 15:18:29	1.08935	0.00	0.00	0.39	50.31
5467647	2014.08.14 01:32:30	sell	0.04	eursgd	1.66923	0.00000	1.66300	2014.08.15 07:31:41	1.66302	0.00	0.00	-0.05	19.96
													[tp]
5215152	2014.07.24 20:11:00	sell	0.05	gbpcad	1.82543	0.00000	0.00000	2014.08.18 00:12:19	1.82041	0.00	0.00	2.04	23.05
5509693	2014.08.18 16:33:17	sell	0.04	eursgd	1.66548	0.00000	1.66200	2014.08.18 18:31:32	1.66202	0.00	0.00	0.00	11.12
													[tp]
5512758	2014.08.18 19:08:09	sell	0.04	eursgd	1.66153	0.00000	1.65750	2014.08.22 10:26:02	1.65753	0.00	0.00	-0.31	12.81
													[tp]
5528554	2014.08.19 18:17:28	sell	0.08	eursgd	1.66038	0.00000	1.65690	2014.08.22 12:08:08	1.65703	0.00	0.00	-0.55	21.47
													[tp]
5509669	2014.08.18 16:32:13	buy	0.03	eurchf	1.21101	0.00000	1.21440	2014.08.22 19:35:49	1.20991	0.00	0.00	-0.41	-3.61
5585238	2014.08.22 19:35:45	buy	0.05	eursgd	1.65355	0.00000	1.66300	2014.08.25 07:00:41	1.65173	0.00	0.00	-0.14	-7.28
5509671	2014.08.18 16:32:26	sell	0.03	eurchf	1.21084	0.00000	1.20850	2014.08.25 15:32:29	1.20849	0.00	0.00	-0.63	7.70
													[tp]
5509676	2014.08.18 16:32:29	buy	0.03	eurchf	1.21103	0.00000	0.00000	2014.08.25 22:57:21	1.20741	0.00	0.00	-0.48	-11.87
5592381	2014.08.25 08:27:46	sell	0.03	eursgd	1.65230	0.00000	1.64600	2014.08.25 23:05:18	1.65002	0.00	0.00	0.00	5.47
5592382	2014.08.25 08:27:49	buy	0.03	eursgd	1.65272	0.00000	0.00000	2014.08.25 23:05:22	1.64938	0.00	0.00	0.00	-8.02
5592380	2014.08.25 08:27:41	buy	0.03	eursgd	1.65272	0.00000	1.66200	2014.08.25 23:06:05	1.64923	0.00	0.00	0.00	-8.38
5592441	2014.08.25 08:33:27	sell	0.04	eursgd	1.65203	0.00000	1.64700	2014.08.26 20:24:53	1.64701	0.00	0.00	-0.05	16.06
													[tp]
5601196	2014.08.25 23:04:20	sell	0.08	eursgd	1.64938	0.00000	1.64550	2014.08.27 00:41:47	1.64537	0.00	0.00	-0.22	25.67
													[tp]
5366037	2014.08.06 04:04:17	buy	0.05	gbpcad	1.85043	0.00000	1.85500	2014.08.28 15:29:55	1.79842	0.00	0.00	-6.03	-239.77
													so: 75.9%/9.1/11.9
5467642	2014.08.14 01:31:32	buy	0.08	eursgd	1.66972	0.00000	1.67800	2014.08.28 15:29:55	1.64558	0.00	0.00	-3.11	-154.65

PRO version Are you a developer? Try out the HTML to PDF API pdfcrowd.com

														so: 26.9%/7.7/28.6
4848137	2014.06.30 15:52:34	buy	0.10	eurgbp	0.80086	0.00000	0.81000	2014.08.28 15:29:56	0.79465	0.00	0.00	-25.68	-102.97	
														so: 8.9%/6.9/77.1
5177370	2014.07.23 07:01:33	sell	0.10	eurgbp	0.78861	0.00000	0.78900	2014.08.28 15:29:56	0.79508	0.00	0.00	-4.52	-107.31	
														so: 14.1%/7.0/49.8
5467649	2014.08.14 01:32:34	buy	0.04	eursgd	1.66972	0.00000	1.67800	2014.08.28 15:29:56	1.64548	0.00	0.00	-1.56	-77.65	
														so: 13.8%/6.9/49.8
5502542	2014.08.18 00:16:25	buy	0.03	gbpcad	1.82045	0.00000	1.84000	2014.08.28 15:29:57	1.79833	0.00	0.00	-1.81	-61.18	
														so: 12.3%/7.4/60.2
5620865	2014.08.27 04:24:13	sell	0.08	eursgd	1.64286	0.00000	1.63600	2014.08.28 15:29:57	1.64692	0.00	0.00	-0.33	-26.00	
														so: 11.0%/7.7/70.3
5601239	2014.08.25 23:08:49	buy	0.03	usdjpy	104.017	0.000	105.000	2014.08.28 15:29:58	103.710	0.00	0.00	-0.15	-8.88	
														so: 16.6%/6.4/38.7
5620864	2014.08.27 04:24:02	sell	0.04	eursgd	1.64292	0.00000	1.63850	2014.08.28 15:29:58	1.64697	0.00	0.00	-0.16	-12.97	
														so: 13.6%/6.7/49.2
5641674	2014.08.28 07:32:43	buy	0.02	eurchf	1.20708	0.00000	1.21100	2014.08.28 15:29:58	1.20554	0.00	0.00	0.00	-3.37	
														so: 16.3%/7.3/44.7
5641705	2014.08.28 07:47:27	buy	0.02	gbpsgd	2.06930	0.00000	2.07800	2014.08.28 15:29:59	2.07033	0.00	0.00	0.00	1.65	
														so: 17.4%/6.9/39.4
5641712	2014.08.28 07:51:12	sell	0.01	gbpsgd	2.06886	0.00000	0.00000	2014.08.28 15:29:59	2.07267	0.00	0.00	0.00	-3.05	
														so: 18.2%/7.2/39.4
5641714	2014.08.28 07:51:16	buy	0.01	gbpsgd	2.06940	0.00000	0.00000	2014.08.28 15:29:59	2.07033	0.00	0.00	0.00	0.74	
														so: 16.8%/7.2/42.7
5502545	2014.08.18 00:16:30	sell	0.03	gbpcad	1.81991	0.00000	0.00000	2014.08.28 15:30:00	1.79986	0.00	0.00	0.55	55.45	
														so: 25.7%/6.9/26.7
5601237	2014.08.25 23:08:46	sell	0.03	usdjpy	104.003	0.000	0.000	2014.08.28 15:30:00	103.743	0.00	0.00	-0.29	7.52	
														so: 21.0%/6.9/32.7
5502540	2014.08.18 00:16:09	sell	0.05	gbpcad	1.81989	0.00000	0.00000	2014.08.28 15:30:01	1.79986	0.00	0.00	0.95	92.32	

PRO version Are you a developer? Try out the HTML to PDF API pdfcrowd.com

so: 41.1%/6.9/16.7

5672352	2014.09.01 01:43:03	balance	Deposit.										97.00
5672610	2014.09.01 02:30:48	buy	0.01	usdjpy	104.162	0.000	105.000	2014.09.02 13:23:38	105.004	0.00	0.00	-0.01	8.02
													[tp]
5683502	2014.09.01 20:58:23	buy	0.01	eursgd	1.64095	0.00000	0.00000	2014.09.02 22:14:58	1.64538	0.00	0.00	-0.03	3.53
5683484	2014.09.01 20:57:59	buy	0.01	eursgd	1.64097	1.62900	1.65000	2014.09.02 22:15:14	1.64540	0.00	0.00	-0.03	3.53
5683501	2014.09.01 20:58:20	sell	0.01	eursgd	1.64063	0.00000	1.63400	2014.09.02 22:15:21	1.64577	0.00	0.00	-0.01	-4.10
5672710	2014.09.01 02:44:52	buy	0.01	gbpcad	1.80342	0.00000	1.81500	2014.09.03 17:56:20	1.79256	0.00	0.00	-0.10	-9.97
5672711	2014.09.01 02:44:55	sell	0.01	gbpcad	1.80308	0.00000	0.00000	2014.09.03 17:56:28	1.79276	0.00	0.00	0.02	9.47
5725400	2014.09.03 20:29:31	buy	0.01	eurgbp	0.79889	0.00000	0.00000	2014.09.03 20:32:49	0.79867	0.00	0.00	0.00	-0.36
5673034	2014.09.01 03:08:09	buy	0.01	gbpcad	1.80467	0.00000	1.83000	2014.09.04 18:30:20	1.77650	0.00	0.00	-0.25	-25.99
5672705	2014.09.01 02:44:23	sell	0.01	gbpcad	1.80301	0.00000	0.00000	2014.09.04 18:30:27	1.77672	0.00	0.00	0.05	24.25
5701804	2014.09.02 17:41:36	buy	0.01	usdjpy	105.096	0.000	105.400	2014.09.05 01:47:54	105.402	0.00	0.00	-0.05	2.90
													[tp]
5754150	2014.09.04 22:00:56	buy	0.02	eursgd	1.62445	0.00000	1.63400	2014.09.05 05:21:50	1.62293	0.00	0.00	-0.06	-2.42
5702466	2014.09.02 18:09:35	sell	0.01	usdjpy	105.104	0.000	0.000	2014.09.05 19:40:21	105.031	0.00	0.00	-0.10	0.70
5702463	2014.09.02 18:09:27	buy	0.01	usdjpy	105.118	0.000	107.000	2014.09.05 19:40:29	105.018	0.00	0.00	-0.05	-0.95
5725402	2014.09.03 20:29:42	buy	0.01	eurgbp	0.79888	0.00000	0.00000	2014.09.08 21:38:08	0.80077	0.00	0.00	-0.20	3.05
5725401	2014.09.03 20:29:39	sell	0.01	eurgbp	0.79875	0.00000	0.78000	2014.09.08 21:38:21	0.80092	0.00	0.00	-0.05	-3.49
5758119	2014.09.05 03:21:19	buy	0.01	usdjpy	105.543	0.000	106.100	2014.09.09 02:55:23	106.100	0.00	0.00	-0.02	5.25
													[tp]
5758053	2014.09.05 03:16:26	buy	0.02	usdjpy	105.571	0.000	106.200	2014.09.09 05:32:58	106.200	0.00	0.00	-0.04	11.85
													[tp]
5754160	2014.09.04 22:01:02	sell	0.01	eursgd	1.62403	0.00000	1.60700	2014.09.09 17:40:59	1.62966	0.00	0.00	-0.03	-4.46
5754163	2014.09.04 22:01:05	buy	0.01	eursgd	1.62458	0.00000	0.00000	2014.09.09 17:41:05	1.62924	0.00	0.00	-0.09	3.69
5792258	2014.09.08 20:19:31	buy	0.01	usdjpy	106.035	0.000	107.000	2014.09.11 08:14:28	107.000	0.00	0.00	-0.05	9.02
													[tp]
5812048	2014.09.09 17:58:38	buy	0.01	usdjpy	106.203	0.000	107.200	2014.09.12 03:51:46	107.201	0.00	0.00	-0.05	9.31

PRO version Are you a developer? Try out the HTML to PDF API pdfcrowd.com

													[tp]
5812035	2014.09.09 17:58:02	buy	0.02	usdjpy	106.219	0.000	107.300	2014.09.12 06:00:02	107.300	0.00	0.00	-0.10	20.15
													[tp]
5814013	2014.09.09 18:36:05	buy	0.01	gbpjpy	171.083	0.000	174.800	2014.09.17 07:47:18	174.633	0.00	0.00	0.01	33.11
5922275	2014.09.17 10:44:12	buy	0.01	gbpjpy	174.898	0.000	175.300	2014.09.17 16:46:02	175.301	0.00	0.00	0.00	3.76
													[tp]
5920152	2014.09.17 07:48:15	buy	0.01	gbpjpy	174.652	0.000	175.400	2014.09.17 17:08:00	175.400	0.00	0.00	0.00	6.97
													[tp]
5859966	2014.09.11 17:03:18	buy	0.01	usdjpy	106.943	0.000	107.450	2014.09.17 17:55:13	107.453	0.00	0.00	-0.04	4.75
													[tp]
5812031	2014.09.09 17:57:54	buy	0.02	usdjpy	106.208	0.000	107.600	2014.09.17 18:28:46	107.600	0.00	0.00	-0.16	25.87
													[tp]
5920214	2014.09.17 08:00:33	buy	0.01	usdjpy	107.219	0.000	107.600	2014.09.17 18:28:46	107.600	0.00	0.00	0.00	3.54
													[tp]
5859789	2014.09.11 16:58:05	buy	0.01	usdjpy	106.941	0.000	108.000	2014.09.17 19:14:52	107.619	0.00	0.00	-0.04	6.30
5859793	2014.09.11 16:58:08	sell	0.01	usdjpy	106.928	0.000	0.000	2014.09.17 19:14:57	107.634	0.00	0.00	-0.08	-6.56
5930232	2014.09.17 19:10:48	buy	0.02	usdjpy	107.647	0.000	108.000	2014.09.17 21:02:19	108.009	0.00	0.00	0.00	6.70
													[tp]
5930229	2014.09.17 19:10:36	buy	0.01	usdjpy	107.640	0.000	108.100	2014.09.17 21:02:46	108.098	0.00	0.00	0.00	4.24
													[tp]
5930234	2014.09.17 19:10:58	buy	0.02	usdjpy	107.642	0.000	108.100	2014.09.17 21:02:46	108.098	0.00	0.00	0.00	8.44
													[tp]
5942305	2014.09.18 07:03:05	buy	0.01	usdjpy	108.682	0.000	109.200	2014.09.18 07:39:16	108.661	0.00	0.00	0.00	-0.19
5942306	2014.09.18 07:03:09	sell	0.01	usdjpy	108.668	0.000	0.000	2014.09.18 07:39:22	108.676	0.00	0.00	0.00	-0.07
5930199	2014.09.17 19:08:27	buy	0.01	gbpjpy	175.719	0.000	177.000	2014.09.18 08:29:38	177.000	0.00	0.00	0.01	11.77
													[tp]
5928082	2014.09.17 17:42:57	buy	0.01	gbpjpy	175.349	0.000	177.100	2014.09.18 08:30:27	177.102	0.00	0.00	0.01	16.11
													[tp]

PRO version Are you a developer? Try out the HTML to PDF API pdfcrowd.com

5957099	2014.09.18 18:25:09	buy	0.01	eurjpy	140.337	0.000	141.300	2014.09.18 18:31:48	140.943	0.00	0.00	0.00	0.06
5937621	2014.09.17 22:38:06	buy	0.02	usdjpy	108.292	0.000	109.150	2014.09.19 04:18:42	109.149	0.00	0.00	-0.08	15.70
													[tp]
5937616	2014.09.17 22:37:45	buy	0.01	usdjpy	108.288	0.000	109.200	2014.09.19 04:20:08	109.200	0.00	0.00	-0.04	8.35
													[tp]
6013339	2014.09.23 16:35:17	buy	0.01	cadjpy	98.615	0.000	99.500	2014.09.23 16:42:57	98.627	0.00	0.00	0.00	0.11
6013371	2014.09.23 16:35:58	sell	0.01	cadjpy	98.613	0.000	97.500	2014.09.23 16:43:07	98.646	0.00	0.00	0.00	-0.30
6013376	2014.09.23 16:36:01	buy	0.01	cadjpy	98.630	0.000	0.000	2014.09.23 16:43:25	98.630	0.00	0.00	0.00	0.00
6020180	2014.09.24 03:46:50	buy	0.01	audusd	0.88513	0.00000	0.00000	2014.09.24 03:47:36	0.88486	0.00	0.00	0.00	-0.27
6020174	2014.09.24 03:42:32	sell	0.01	audusd	0.88486	0.00000	0.87000	2014.09.24 03:56:24	0.88511	0.00	0.00	0.00	-0.25
6020175	2014.09.24 03:42:35	buy	0.01	audusd	0.88502	0.00000	0.00000	2014.09.24 03:56:28	0.88496	0.00	0.00	0.00	-0.06
6042727	2014.09.25 13:14:24	buy	0.01	sgdjpy	86.110	0.000	0.000	2014.09.25 13:20:11	86.062	0.00	0.00	0.00	-0.44
6042729	2014.09.25 13:14:27	sell	0.01	sgdjpy	86.076	0.000	0.000	2014.09.25 13:20:15	86.090	0.00	0.00	0.00	-0.13
6052635	2014.09.26 03:51:56	sell	0.01	audsgd	1.11673	0.00000	1.10800	2014.09.30 03:45:11	1.10967	0.00	0.00	-0.18	5.54
5702460	2014.09.02 18:08:36	sell	0.02	usdjpy	105.103	0.000	0.000	2014.10.03 15:29:53	108.964	0.00	0.00	-1.27	-70.87
												so: 65.5%/1.2/1.8	
5672608	2014.09.01 02:30:42	sell	0.01	usdjpy	104.148	0.000	0.000	2014.10.03 15:29:54	109.001	0.00	0.00	-0.68	-44.52
												so: -9.9%/-1.0/9.8	
5792312	2014.09.08 20:21:44	sell	0.02	usdjpy	105.958	0.000	105.000	2014.10.03 15:29:54	108.992	0.00	0.00	-1.04	-55.67
												so: 29.4%/1.7/5.8	
5672611	2014.09.01 02:30:51	sell	0.01	usdjpy	104.149	0.000	0.000	2014.10.03 15:29:55	109.003	0.00	0.00	-0.68	-44.53
												so: -10.2%/-1.2/11.8	
5814014	2014.09.09 18:36:08	sell	0.01	gbpjpy	171.060	0.000	170.000	2014.10.03 15:29:55	175.287	0.00	0.00	-0.82	-38.77
												so: -3.2%/-0.4/13.8	
5944271	2014.09.18 09:19:21	buy	0.01	gbpjpy	177.195	0.000	184.000	2014.10.03 15:29:55	174.980	0.00	0.00	0.02	-20.33
												so: -15.9%/-2.7/17.0	
5944273	2014.09.18 09:19:25	buy	0.01	gbpjpy	177.192	0.000	182.000	2014.10.03 15:29:56	174.979	0.00	0.00	0.02	-20.32
												so: -18.7%/-2.6/13.8	

PRO version Are you a developer? Try out the HTML to PDF API pdfcrowd.com

5964203	2014.09.19 04:36:50	buy	0.02	usdjpy	109.399	0.000	110.800	2014.10.03 15:29:56	108.948	0.00	0.00	-0.28	-8.28
													so: -11.9%/-2.0/17.0
6116711	2014.10.01 17:49:56	sell	0.01	audsgd	1.11065	0.00000	1.10400	2014.10.03 15:29:56	1.11902	0.00	0.00	-0.37	-6.57
													so: -18.0%/-2.3/13.0
5920153	2014.09.17 07:48:18	sell	0.01	gbpjpy	174.628	0.000	0.000	2014.10.03 15:29:57	175.357	0.00	0.00	-0.57	-6.68
													so: -10.0%/-1.7/16.5
6116715	2014.10.01 17:50:00	sell	0.01	audsgd	1.11065	0.00000	1.10400	2014.10.03 15:29:57	1.11902	0.00	0.00	-0.37	-6.57
													so: -11.2%/-1.7/14.8
5964201	2014.09.19 04:36:44	buy	0.01	usdjpy	109.401	0.000	110.800	2014.10.03 15:29:58	108.906	0.00	0.00	-0.14	-4.55
													so: -20.8%/-2.8/13.3
6129682	2014.10.02 06:33:36	buy	0.01	audsgd	1.11922	0.00000	1.13500	2014.10.03 15:30:04	1.11376	0.00	0.00	0.03	-4.28
													so: 79.4%/7.6/9.5
6129686	2014.10.02 06:33:44	buy	0.01	audsgd	1.11927	0.00000	0.00000	2014.10.03 15:30:04	1.11175	0.00	0.00	0.03	-5.89
													so: -40.6%/-4.6/11.3
6052634	2014.09.26 03:51:52	buy	0.01	audsgd	1.11712	0.00000	0.00000	2014.10.03 16:06:41	1.11428	0.00	0.00	0.21	-2.22
													so: 79.0%/6.1/7.8
5937622	2014.09.17 22:38:09	buy	0.02	usdjpy	108.298	0.000	110.500	2014.10.06 00:03:17	109.818	0.00	0.00	-0.38	27.68
5930236	2014.09.17 19:11:23	buy	0.01	usdjpy	107.641	0.000	0.000	2014.10.06 00:03:22	109.748	0.00	0.00	-0.19	19.20
6129685	2014.10.02 06:33:41	sell	0.01	audsgd	1.11883	0.00000	1.10650	2014.10.06 00:06:09	1.11402	0.00	0.00	-0.18	3.75
6052636	2014.09.26 03:51:59	buy	0.01	audsgd	1.11707	0.00000	0.00000	2014.10.06 00:06:16	1.10903	0.00	0.00	0.24	-6.29
6557405	2014.11.04 01:38:26	sell	0.01	sgdjpy	88.101	0.000	86.000	2014.11.07 15:29:52	89.340	0.00	0.00	0.09	-10.72
													so: 73.6%/2.3/3.1
6557409	2014.11.04 01:38:33	buy	0.01	sgdjpy	88.141	0.000	89.500	2014.11.07 15:29:53	88.940	0.00	0.00	-0.09	6.91
													so: 43.9%/0.7/1.5
6557410	2014.11.04 01:38:36	sell	0.01	sgdjpy	88.101	0.000	0.000	2014.11.07 15:29:53	89.435	0.00	0.00	0.09	-11.54
													so: 46.5%/0.7/1.5
7535756	2015.01.28 18:49:14	balance	Deposit.										97.00
7536186	2015.01.28 19:36:35	buy	0.01	eurgbp	0.74844	0.00000	0.00000	2015.02.03 15:48:28	0.75637	0.00	0.00	-0.30	11.99

PRO version Are you a developer? Try out the HTML to PDF API pdfcrowd.com

7581223	2015.02.02 18:38:32	sell	0.01	eurusd	1.13347	0.00000	1.11000	2015.02.03 15:48:40	1.14059	0.00	0.00	0.00	-10.12
7581224	2015.02.02 18:38:37	buy	0.01	eurusd	1.13359	0.00000	0.00000	2015.02.03 15:48:47	1.14339	0.00	0.00	-0.02	9.80
7581221	2015.02.02 18:38:26	buy	0.01	eurusd	1.13353	0.00000	1.15300	2015.02.03 20:29:55	1.15300	0.00	0.00	-0.02	19.47
													[tp]
7536184	2015.01.28 19:36:32	sell	0.01	eurgbp	0.74826	0.00000	0.74200	2015.02.03 22:44:46	0.75716	0.00	0.00	0.07	-13.50
7536183	2015.01.28 19:36:10	buy	0.01	eurgbp	0.74842	0.00000	0.76200	2015.02.03 22:44:51	0.75699	0.00	0.00	-0.30	13.00
7536117	2015.01.28 19:31:06	sell	0.01	audchf	0.72166	0.00000	0.69500	2015.02.04 02:21:53	0.71856	0.00	0.00	-0.62	3.35
7536116	2015.01.28 19:31:02	buy	0.01	audchf	0.72211	0.00000	0.00000	2015.02.04 02:21:59	0.71816	0.00	0.00	0.34	-4.28
7606352	2015.02.04 02:16:53	buy	0.01	nzdusd	0.73883	0.00000	0.75500	2015.02.05 19:52:47	0.73901	0.00	0.00	0.18	0.18
7606353	2015.02.04 02:16:56	sell	0.01	nzdusd	0.73846	0.00000	0.72000	2015.02.05 19:52:51	0.73918	0.00	0.00	-0.24	-0.72
7606354	2015.02.04 02:17:00	buy	0.01	nzdusd	0.73862	0.00000	0.00000	2015.02.05 19:53:00	0.73899	0.00	0.00	0.18	0.37
7636431	2015.02.05 20:02:08	buy	0.01	nzdusd	0.73895	0.00000	0.75500	2015.02.17 07:12:18	0.75175	0.00	0.00	0.60	12.80
7636428	2015.02.05 20:01:44	sell	0.01	nzdusd	0.73869	0.00000	0.71500	2015.02.17 07:12:34	0.75193	0.00	0.00	-0.80	-13.24
7636429	2015.02.05 20:01:56	buy	0.01	nzdusd	0.73893	0.00000	0.00000	2015.02.17 07:12:38	0.75175	0.00	0.00	0.60	12.82
7636397	2015.02.05 19:57:08	sell	0.01	eurgbp	0.74829	0.00000	0.72850	2015.02.23 23:29:23	0.73327	0.00	0.00	0.18	23.22
7845627	2015.02.25 17:57:00	sell	0.01	eurdkk	7.46735	0.00000	7.44650	2015.02.26 03:03:12	7.46891	0.00	0.00	-0.01	-0.23
7846930	2015.02.25 21:11:54	sell	0.01	eurgbp	0.73195	0.00000	0.72900	2015.02.26 15:46:58	0.72899	0.00	0.00	0.04	4.58
													[tp]
7818591	2015.02.24 07:40:18	sell	0.01	eurgbp	0.73406	0.00000	0.72350	2015.03.02 06:06:48	0.72596	0.00	0.00	0.07	12.47
7894121	2015.03.02 18:49:28	sell	0.01	eurusd	1.11925	0.00000	1.10500	2015.03.05 02:38:54	1.10790	0.00	0.00	0.00	11.35
7927360	2015.03.05 02:47:18	sell	0.01	eurusd	1.10768	0.00000	1.10250	2015.03.05 16:03:42	1.10238	0.00	0.00	0.00	5.30
													[tp]
7927361	2015.03.05 02:47:22	sell	0.01	eurusd	1.10771	0.00000	1.10190	2015.03.05 16:04:05	1.10187	0.00	0.00	0.00	5.84
													[tp]
7941901	2015.03.05 18:21:55	sell	0.01	eurusd	1.10255	0.00000	1.09500	2015.03.06 13:46:46	1.09507	0.00	0.00	0.00	7.48
													[tp]
7941876	2015.03.05 18:19:47	sell	0.01	eurusd	1.10317	0.00000	1.09350	2015.03.06 13:55:14	1.09339	0.00	0.00	0.00	9.78
													[tp]

PRO version Are you a developer? Try out the HTML to PDF API pdfcrowd.com

7847010	2015.02.25 21:19:15	buy	0.01	usdsgd	1.35395	0.00000	1.38000	2015.03.06 16:55:06	1.38006	0.00	0.00	-0.24	18.92
													[tp]
7961730	2015.03.06 17:58:05	buy	0.01	usdsgd	1.37988	0.00000	1.39000	2015.03.06 18:05:54	1.37958	0.00	0.00	0.00	-0.22
7961723	2015.03.06 17:58:00	sell	0.01	usdsgd	1.37954	0.00000	1.35500	2015.03.06 22:18:14	1.38115	0.00	0.00	0.00	-1.17
7964822	2015.03.06 23:04:47	sell	0.01	eurusd	1.08480	0.00000	1.07700	2015.03.10 11:40:27	1.07700	0.00	0.00	0.00	7.80
													[tp]
7961490	2015.03.06 17:46:55	sell	0.01	eurusd	1.08847	0.00000	1.07500	2015.03.10 11:44:23	1.07501	0.00	0.00	0.00	13.46
													[tp]
7961492	2015.03.06 17:47:11	sell	0.01	eurusd	1.08851	0.00000	1.07500	2015.03.10 11:44:24	1.07516	0.00	0.00	0.00	13.35
													[tp]
7946724	2015.03.06 06:51:59	sell	0.01	eurgbp	0.72293	0.00000	0.71400	2015.03.10 11:47:28	0.71400	0.00	0.00	0.02	13.43
													[tp]
7946725	2015.03.06 06:52:04	sell	0.01	eurgbp	0.72294	0.00000	0.71100	2015.03.10 18:19:54	0.71095	0.00	0.00	0.02	18.10
													[tp]
7964528	2015.03.06 22:19:49	buy	0.01	usdsgd	1.38118	0.00000	1.39000	2015.03.10 23:51:44	1.39006	0.00	0.00	-0.04	6.39
													[tp]
7991168	2015.03.10 15:46:47	sell	0.01	eurusd	1.07661	0.00000	1.06500	2015.03.11 11:05:55	1.06498	0.00	0.00	0.00	11.63
													[tp]
7991238	2015.03.10 15:48:34	sell	0.01	eurusd	1.07738	0.00000	1.06500	2015.03.11 11:05:55	1.06498	0.00	0.00	0.00	12.40
													[tp]
7991165	2015.03.10 15:46:41	sell	0.01	eurusd	1.07650	0.00000	1.06400	2015.03.11 11:16:17	1.06400	0.00	0.00	0.00	12.50
													[tp]
7991241	2015.03.10 15:48:38	sell	0.01	eurusd	1.07729	0.00000	1.06400	2015.03.11 11:16:17	1.06400	0.00	0.00	0.00	13.29
													[tp]
7997255	2015.03.10 23:49:06	sell	0.01	eurgbp	0.70984	0.00000	0.70200	2015.03.11 13:32:53	0.70200	0.00	0.00	0.01	11.81
													[tp]
8230108	2015.03.27 17:22:14	sell	0.01	eurgbp	0.72983	0.00000	0.72500	2015.03.31 16:31:28	0.72575	0.00	0.00	0.02	6.03
8007264	2015.03.11 15:24:15	sell	0.01	eurgbp	0.70505	0.00000	0.70250	2015.04.03 15:29:56	0.73559	0.00	0.00	0.29	-45.33

PRO version Are you a developer? Try out the HTML to PDF API pdfcrowd.com

														so: 73.3%/3.1/4.2
7894118	2015.03.02 18:49:23	buy	0.01	eurusd	1.11936	0.00000	0.00000	2015.04.03 15:29:57	1.08694	0.00	0.00	-0.63	-32.42	
														so: 1.5%/0.0/2.0
7894122	2015.03.02 18:49:31	buy	0.01	eurusd	1.11935	0.00000	0.00000	2015.04.03 15:29:57	1.08694	0.00	0.00	-0.63	-32.41	
														so: 0.7%/0.0/4.2
7991279	2015.03.10 15:50:07	sell	0.01	eurgbp	0.71401	0.00000	0.70200	2015.04.03 15:29:58	0.73551	0.00	0.00	0.30	-31.93	
														so: 61.0%/3.8/6.3
8007053	2015.03.11 15:13:51	sell	0.01	eurusd	1.06062	0.00000	0.00000	2015.04.03 15:29:58	1.08996	0.00	0.00	0.00	-29.34	
														so: 39.6%/3.4/8.5
8007060	2015.03.11 15:14:13	sell	0.01	eurusd	1.06092	0.00000	0.00000	2015.04.03 15:29:59	1.08940	0.00	0.00	0.00	-28.48	
														so: -23.8%/-1.5/6.4
8007061	2015.03.11 15:14:17	sell	0.01	eurusd	1.06095	0.00000	1.04500	2015.04.03 15:29:59	1.08858	0.00	0.00	0.00	-27.63	
														so: 75.0%/3.2/4.2
8007064	2015.03.11 15:14:20	sell	0.01	eurusd	1.06102	0.00000	1.04300	2015.04.03 15:29:59	1.08935	0.00	0.00	0.00	-28.33	
														so: 45.0%/2.9/6.4
7997371	2015.03.11 00:03:17	buy	0.01	usdsgd	1.39072	0.00000	1.41000	2015.04.03 15:30:00	1.35392	0.00	0.00	-0.54	-27.18	
														so: 26.3%/2.3/8.6
7636396	2015.02.05 19:57:06	buy	0.01	eurgbp	0.74847	0.00000	0.76500	2015.04.03 15:30:01	0.73273	0.00	0.00	-2.81	-23.32	
														so: 16.7%/1.4/8.6
7636398	2015.02.05 19:57:12	buy	0.01	eurgbp	0.74847	0.00000	0.80000	2015.04.03 15:30:01	0.73273	0.00	0.00	-2.81	-23.40	
														so: 41.3%/2.6/6.3
8257136	2015.03.31 16:48:11	sell	0.01	eurgbp	0.72551	0.00000	0.71900	2015.04.03 15:30:02	0.73513	0.00	0.00	0.06	-14.31	
														so: 37.8%/3.2/8.5
8295799	2015.04.03 08:47:42	buy	0.01	eurusd	1.08824	0.00000	1.09700	2015.04.03 15:30:09	1.09690	0.00	0.00	0.00	8.66	
														[tp]
7847011	2015.02.25 21:19:18	sell	0.01	usdsgd	1.35379	0.00000	0.00000	2015.04.03 16:36:44	1.34783	0.00	0.00	0.06	4.42	
7961489	2015.03.06 17:46:49	buy	0.01	eurusd	1.08861	0.00000	1.15000	2015.04.03 16:37:01	1.09955	0.00	0.00	-0.52	10.94	
7961491	2015.03.06 17:47:07	buy	0.01	eurusd	1.08862	0.00000	1.12500	2015.04.03 16:37:15	1.09932	0.00	0.00	-0.52	10.70	

PRO version Are you a developer? Try out the HTML to PDF API pdfcrowd.com

8322890	2015.04.07 05:01:33	buy	0.01	audnzd	1.01034	0.00000	1.01750	2015.04.07 07:34:47	1.01765	0.00	0.00	0.00	5.51
													[tp]
8334431	2015.04.07 15:13:14	sell	0.01	eurgbp	0.72861	0.00000	0.72400	2015.04.08 17:00:30	0.72566	0.00	0.00	0.01	4.41
8321794	2015.04.07 02:21:02	sell	0.01	eurusd	1.09341	0.00000	1.07250	2015.04.09 16:52:39	1.07250	0.00	0.00	0.00	20.91
													[tp]
8326260	2015.04.07 08:16:33	buy	0.01	audnzd	1.02054	0.00000	1.02050	2015.04.16 04:56:17	1.02052	0.00	0.00	-0.33	-0.01
													[tp]
8468561	2015.04.16 06:20:28	sell	0.01	audnzd	1.02027	1.02550	1.01400	2015.04.16 13:55:42	1.01829	0.00	0.00	0.00	1.52
8355745	2015.04.08 17:57:39	sell	0.01	eurgbp	0.72316	0.00000	0.71600	2015.04.16 13:55:52	0.71829	0.00	0.00	0.12	7.27
8499131	2015.04.20 08:45:57	sell	0.01	eurnzd	1.39661	0.00000	1.39200	2015.04.21 11:02:57	1.39200	0.00	0.00	0.11	3.53
													[tp]
8523694	2015.04.22 05:55:01	buy	0.01	audnzd	1.01222	0.00000	1.02000	2015.04.23 04:43:47	1.02000	0.00	0.00	-0.09	5.90
													[tp]
8499132	2015.04.20 08:46:00	buy	0.01	eurnzd	1.39692	0.00000	1.41500	2015.04.23 09:03:47	1.41500	0.00	0.00	-0.69	13.68
													[tp]
8484344	2015.04.17 05:02:09	sell	0.01	eurgbp	0.72080	0.00000	0.70500	2015.04.27 15:21:50	0.71654	0.00	0.00	0.08	6.44
8323577	2015.04.07 06:09:34	buy	0.01	eurusd	1.09453	0.00000	1.10400	2015.04.29 15:30:46	1.10398	0.00	0.00	-0.41	9.45
													[tp]
8600162	2015.04.29 16:59:09	buy	0.01	euraud	1.37654	0.00000	1.38500	2015.04.29 18:00:36	1.38503	0.00	0.00	0.00	6.83
													[tp]
8600256	2015.04.29 17:00:20	sell	0.01	euraud	1.37597	0.00000	1.36500	2015.04.29 19:08:37	1.38532	0.00	0.00	0.00	-7.53
8600262	2015.04.29 17:00:23	buy	0.01	euraud	1.37592	0.00000	0.00000	2015.04.29 19:08:48	1.38496	0.00	0.00	0.00	7.29
8600718	2015.04.29 17:12:14	buy	0.01	eurcad	1.32765	0.00000	1.33700	2015.04.29 19:09:34	1.33504	0.00	0.00	0.00	6.18
8600748	2015.04.29 17:13:24	sell	0.01	eurcad	1.32790	0.00000	1.30500	2015.04.29 19:09:40	1.33518	0.00	0.00	0.00	-6.09
8600749	2015.04.29 17:13:27	buy	0.01	eurcad	1.32808	0.00000	0.00000	2015.04.29 19:10:07	1.33496	0.00	0.00	0.00	5.76
8546629	2015.04.23 16:10:30	buy	0.01	eurnzd	1.42497	0.00000	1.46000	2015.04.30 00:09:34	1.46028	0.00	0.00	-0.97	26.90
													[tp]
8548226	2015.04.23 17:42:09	buy	0.01	audnzd	1.02557	0.00000	1.05100	2015.04.30 00:09:51	1.05103	0.00	0.00	-0.28	19.37

PRO version Are you a developer? Try out the HTML to PDF API pdfcrowd.com

													[tp]
8607911	2015.04.30 02:35:02	buy	0.01	eurnzd	1.46025	0.00000	1.47500	2015.04.30 11:01:33	1.47495	0.00	0.00	0.00	11.19
													[tp]
8633531	2015.05.01 05:57:52	sell	0.01	usdsgd	1.32372	0.00000	0.00000	2015.05.01 05:58:11	1.32404	0.00	0.00	0.00	-0.24
8633532	2015.05.01 05:57:54	buy	0.01	usdsgd	1.32399	0.00000	0.00000	2015.05.01 05:58:15	1.32374	0.00	0.00	0.00	-0.19
8633565	2015.05.01 06:14:33	buy	0.01	sgdjpy	90.414	0.000	0.000	2015.05.01 06:14:46	90.378	0.00	0.00	0.00	-0.30
8633566	2015.05.01 06:14:37	sell	0.01	sgdjpy	90.377	0.000	0.000	2015.05.01 06:14:53	90.414	0.00	0.00	0.00	-0.31
8588929	2015.04.28 18:45:37	buy	0.01	eurgbp	0.71608	0.00000	0.73700	2015.05.01 13:49:01	0.73700	0.00	0.00	-0.21	31.98
													[tp]
8633529	2015.05.01 05:57:28	buy	0.01	usdsgd	1.32399	0.00000	1.33400	2015.05.01 16:07:09	1.32652	0.00	0.00	0.00	1.91
8633522	2015.05.01 05:55:25	sell	0.01	sgdjpy	90.392	0.000	89.400	2015.05.01 16:07:53	90.417	0.00	0.00	0.00	-0.21
8641162	2015.05.01 18:52:46	sell	0.01	audusd	0.78133	0.00000	0.77200	2015.05.01 20:17:35	0.78267	0.00	0.00	0.00	-1.34
8607924	2015.04.30 02:36:14	buy	0.01	audnzd	1.05080	0.00000	1.06000	2015.05.06 03:40:42	1.06024	0.00	0.00	-0.16	7.07
													[tp]
8633385	2015.05.01 05:10:59	buy	0.01	eurnzd	1.47886	0.00000	1.49500	2015.05.06 03:41:45	1.49501	0.00	0.00	-0.40	12.07
													[tp]
8645021	2015.05.04 08:52:12	buy	0.01	audcad	0.95280	0.00000	0.96400	2015.05.07 08:42:17	0.96135	0.00	0.00	0.11	7.11
8645022	2015.05.04 08:52:15	sell	0.01	audcad	0.95250	0.00000	0.94200	2015.05.07 08:42:26	0.96156	0.00	0.00	-0.25	-7.53
8645023	2015.05.04 08:52:18	buy	0.01	audcad	0.95275	0.00000	0.00000	2015.05.07 08:42:31	0.96135	0.00	0.00	0.11	7.14
8689500	2015.05.07 08:45:00	buy	0.01	cadjpy	99.210	98.700	99.900	2015.05.07 09:00:06	99.169	0.00	0.00	0.00	-0.34
8638918	2015.05.01 16:52:35	buy	0.01	eurgbp	0.74003	0.00000	0.74700	2015.05.07 10:25:45	0.74700	0.00	0.00	-0.24	10.62
													[tp]
8607974	2015.04.30 02:57:19	sell	0.01	nzdcad	0.91434	0.00000	0.89900	2015.05.08 03:13:02	0.90092	0.00	0.00	-0.64	11.09
8702141	2015.05.08 03:14:09	sell	0.01	nzdcad	0.90082	0.00000	0.89000	2015.05.11 16:33:52	0.88993	0.00	0.00	-0.08	9.02
													[tp]
8671742	2015.05.06 04:56:57	buy	0.01	audnzd	1.06260	0.00000	1.08400	2015.05.12 17:28:46	1.08401	0.00	0.00	-0.24	15.75
													[tp]
8742021	2015.05.12 18:20:06	sell	0.01	gbpnzd	2.12422	0.00000	2.10900	2015.05.13 02:56:18	2.11434	0.00	0.00	0.11	7.33

PRO version Are you a developer? Try out the HTML to PDF API pdfcrowd.com

8641164	2015.05.01 18:52:54	buy	0.01	audusd	0.78140	0.00000	0.80400	2015.05.13 14:00:00	0.80404	0.00	0.00	0.30	22.64
													[tp]
8304320	2015.04.03 17:04:27	buy	0.01	eurusd	1.10061	0.00000	1.14500	2015.05.15 18:37:18	1.14500	0.00	0.00	-0.78	44.39
													[tp]
8732625	2015.05.12 08:40:55	buy	0.01	eurgbp	0.71750	0.00000	0.72700	2015.05.15 21:11:09	0.72700	0.00	0.00	-0.21	14.96
													[tp]
8671760	2015.05.06 04:58:34	buy	0.01	eurnzd	1.49694	0.00000	1.54000	2015.05.18 05:03:29	1.54000	0.00	0.00	-1.58	31.94
													[tp]
8780601	2015.05.14 20:30:30	buy	0.01	gbpjpy	187.760	0.000	188.900	2015.05.21 11:30:01	188.916	0.00	0.00	0.06	9.57
													[tp]
8917330	2015.05.25 03:30:53	sell	0.01	nzdusd	0.72978	0.00000	0.72600	2015.05.25 07:04:48	0.73042	0.00	0.00	0.00	-0.64
8731932	2015.05.12 07:35:37	sell	0.01	eurgbp	0.71672	0.00000	0.70750	2015.05.25 11:07:07	0.70750	0.00	0.00	0.00	14.29
													[tp]
8588926	2015.04.28 18:45:31	sell	0.01	eurgbp	0.71597	0.00000	0.70600	2015.05.25 17:40:02	0.70944	0.00	0.00	0.00	10.10
8843690	2015.05.19 16:02:11	sell	0.01	nzdusd	0.73730	0.00000	0.72450	2015.05.26 16:57:56	0.72448	0.00	0.00	-0.63	12.82
													[tp]
8967550	2015.05.27 16:44:31	buy	0.01	gbpaud	1.98849	0.00000	1.99750	2015.05.28 04:45:48	1.99760	0.00	0.00	-0.28	7.01
													[tp]
8893661	2015.05.21 17:44:48	buy	0.01	gbpjpy	189.715	0.000	190.400	2015.05.28 05:48:33	190.400	0.00	0.00	0.06	5.53
													[tp]
8966163	2015.05.27 15:49:49	sell	0.01	nzdusd	0.72195	0.00000	0.71500	2015.05.28 15:06:19	0.71494	0.00	0.00	-0.27	7.01
													[tp]
8641165	2015.05.01 18:52:57	sell	0.01	audusd	0.78122	0.00000	0.75950	2015.05.28 18:22:51	0.76301	0.00	0.00	-1.62	18.21
8997202	2015.05.28 20:06:17	buy	0.01	eurusd	1.09432	0.00000	0.00000	2015.05.28 20:07:27	1.09428	0.00	0.00	0.00	-0.04
8999142	2015.05.28 23:47:43	sell	0.01	nzdusd	0.71787	0.00000	0.71250	2015.05.29 09:46:47	0.71248	0.00	0.00	-0.09	5.39
													[tp]
8967554	2015.05.27 16:44:36	sell	0.01	gbpaud	1.98809	0.00000	1.97800	2015.06.02 09:42:52	1.97781	0.00	0.00	0.35	7.91
													[tp]

PRO version Are you a developer? Try out the HTML to PDF API pdfcrowd.com

8997208	2015.05.28 20:06:32	buy	0.01	eurusd	1.09433	0.00000	1.10400	2015.06.02 14:16:38	1.10993	0.00	0.00	-0.06	9.60
													[tp]
8798662	2015.05.18 08:58:18	buy	0.01	eurnzd	1.53807	0.00000	1.55400	2015.06.02 15:59:26	1.55418	0.00	0.00	-1.95	11.47
													[tp]
9026404	2015.05.29 16:41:29	buy	0.01	audnzd	1.07399	0.00000	1.08800	2015.06.03 04:30:05	1.08754	0.00	0.00	-0.12	9.71
													[tp]
8798575	2015.05.18 08:51:28	buy	0.01	eurgbp	0.72682	0.00000	0.73400	2015.06.03 17:07:42	0.73409	0.00	0.00	-0.65	11.15
													[tp]
8731931	2015.05.12 07:35:34	buy	0.01	eurgbp	0.71685	0.00000	0.74500	2015.06.03 18:16:38	0.73516	0.00	0.00	-0.90	28.07
9089642	2015.06.03 01:07:34	buy	0.01	eurnzd	1.55418	0.00000	1.58000	2015.06.04 07:20:59	1.58013	0.00	0.00	-0.38	18.50
													[tp]
9000046	2015.05.29 00:17:28	buy	0.01	gbpjpy	189.777	0.000	190.950	2015.06.04 11:58:05	190.950	0.00	0.00	0.05	9.46
													[tp]
9123879	2015.06.04 02:49:08	sell	0.01	nzdusd	0.71487	0.00000	0.70900	2015.06.05 15:30:29	0.70910	0.00	0.00	-0.09	5.77
													[tp]
9108336	2015.06.03 16:00:40	buy	0.01	gbpnzd	2.14375	0.00000	2.16600	2015.06.05 18:48:20	2.16605	0.00	0.00	-0.56	15.71
													[tp]
9174533	2015.06.05 09:13:19	buy	0.01	eurnzd	1.57291	0.00000	1.59000	2015.06.09 06:52:38	1.58999	0.00	0.00	-0.26	12.15
													[tp]
9240483	2015.06.08 18:28:42	buy	0.01	nzdusd	0.70892	0.00000	0.72300	2015.06.10 10:40:30	0.72309	0.00	0.00	0.12	14.17
													[tp]
9240484	2015.06.08 18:28:45	sell	0.01	nzdusd	0.70874	0.00000	0.70100	2015.06.10 18:00:55	0.71961	0.00	0.00	-0.18	-10.87
9240485	2015.06.08 18:28:48	buy	0.01	nzdusd	0.70883	0.00000	0.00000	2015.06.10 18:01:02	0.71952	0.00	0.00	0.12	10.69
9031043	2015.05.29 22:31:36	sell	0.01	nzdcad	0.88446	0.00000	0.87100	2015.06.11 00:03:12	0.86667	0.00	0.00	-1.02	14.51
													[tp]
9219481	2015.06.08 03:39:43	buy	0.01	gbpnzd	2.16758	0.00000	2.18000	2015.06.11 00:03:12	2.19664	0.00	0.00	-0.75	20.53
													[tp]
9281903	2015.06.09 19:55:10	buy	0.01	eurnzd	1.57978	0.00000	1.59000	2015.06.11 00:03:12	1.60252	0.00	0.00	-0.55	16.07

PRO version Are you a developer? Try out the HTML to PDF API pdfcrowd.com

													[tp]
9106720	2015.06.03 15:37:47	buy	0.01	audnzd	1.08975	0.00000	1.09500	2015.06.11 00:04:14	1.09508	0.00	0.00	-0.41	3.77
													[tp]
9330067	2015.06.10 19:14:18	sell	0.01	nzdusd	0.71937	0.00000	0.70200	2015.06.11 03:23:01	0.70200	0.00	0.00	-0.25	17.37
													[tp]
9337072	2015.06.11 00:44:19	buy	0.01	gbpnzd	2.19896	0.00000	2.20900	2015.06.11 04:54:17	2.20894	0.00	0.00	0.00	7.00
													[tp]
9357929	2015.06.11 15:02:04	buy	0.01	gbpnzd	2.20921	0.00000	2.22000	2015.06.11 18:00:16	2.22001	0.00	0.00	0.00	7.54
													[tp]
9240440	2015.06.08 18:25:11	sell	0.01	nzdchf	0.66320	0.00000	0.65100	2015.06.12 11:15:29	0.65098	0.00	0.00	-0.70	13.09
													[tp]
9369906	2015.06.11 18:38:26	buy	0.01	gbpnzd	2.21500	0.00000	2.22500	2015.06.12 11:16:07	2.22495	0.00	0.00	-0.15	6.93
													[tp]
9357560	2015.06.11 14:53:06	sell	0.01	nzdusd	0.69938	0.00000	0.69680	2015.06.12 11:17:10	0.69680	0.00	0.00	-0.08	2.58
													[tp]
9357014	2015.06.11 14:42:25	sell	0.01	nzdusd	0.70041	0.00000	0.69600	2015.06.12 11:44:12	0.69598	0.00	0.00	-0.08	4.43
													[tp]
9383754	2015.06.12 08:31:54	sell	0.01	nzdcad	0.86110	0.00000	0.85750	2015.06.12 11:44:14	0.85749	0.00	0.00	0.00	2.93
													[tp]
9337096	2015.06.11 00:46:37	buy	0.01	eurnzd	1.60478	0.00000	1.61500	2015.06.12 16:27:43	1.61500	0.00	0.00	-0.14	7.10
													[tp]
9383867	2015.06.12 08:36:11	sell	0.01	nzdcad	0.86071	0.00000	0.85500	2015.06.12 16:42:14	0.85767	0.00	0.00	0.00	2.47
9164892	2015.06.05 00:30:53	buy	0.01	gbpjpy	191.124	0.000	192.100	2015.06.12 18:14:04	192.089	0.00	0.00	0.06	7.83
													[tp]
9418762	2015.06.15 01:55:32	sell	0.01	nzdchf	0.64872	0.00000	0.64400	2015.06.17 10:20:50	0.64400	0.00	0.00	-0.22	5.10
													[tp]
9403888	2015.06.12 16:36:16	buy	0.01	gbpnzd	2.22899	0.00000	2.25000	2015.06.17 10:28:48	2.25005	0.00	0.00	-0.45	14.64
													[tp]

PRO version Are you a developer? Try out the HTML to PDF API pdfcrowd.com

9418763	2015.06.15 01:55:35	sell	0.01	nzdchf	0.64872	0.00000	0.64300	2015.06.17 10:28:48	0.64288	0.00	0.00	-0.22	6.31
													[tp]
9357962	2015.06.11 15:02:36	buy	0.01	gbpnzd	2.20925	0.00000	2.25500	2015.06.17 11:17:59	2.25487	0.00	0.00	-0.60	31.67
													[tp]
9417684	2015.06.15 01:03:29	buy	0.01	gbpjpy	191.865	0.000	194.300	2015.06.17 11:30:02	194.342	0.00	0.00	0.02	20.02
													[tp]
9383940	2015.06.12 08:40:17	sell	0.01	nzdcad	0.86064	0.00000	0.85500	2015.06.17 11:33:30	0.85500	0.00	0.00	-0.21	4.58
													[tp]
9417490	2015.06.15 00:52:44	sell	0.01	nzdcad	0.86040	0.00000	0.85300	2015.06.17 13:53:30	0.85301	0.00	0.00	-0.14	5.99
													[tp]
9417491	2015.06.15 00:52:47	sell	0.01	nzdcad	0.86039	0.00000	0.85300	2015.06.17 13:53:30	0.85301	0.00	0.00	-0.14	5.99
													[tp]
9417483	2015.06.15 00:52:09	sell	0.01	nzdcad	0.86051	0.00000	0.85250	2015.06.17 14:06:03	0.85251	0.00	0.00	-0.14	6.50
													[tp]
9417487	2015.06.15 00:52:31	sell	0.01	nzdcad	0.86049	0.00000	0.85200	2015.06.17 17:20:16	0.85199	0.00	0.00	-0.14	6.90
													[tp]
9417413	2015.06.15 00:45:26	sell	0.01	nzdusd	0.69930	0.00000	0.68900	2015.06.17 21:00:10	0.68944	0.00	0.00	-0.16	9.86
													[tp]
9417439	2015.06.15 00:49:12	sell	0.01	nzdusd	0.69937	0.00000	0.68950	2015.06.17 21:00:10	0.68948	0.00	0.00	-0.16	9.89
													[tp]
8314158	2015.04.06 17:03:06	sell	0.01	audnzd	1.00415	0.00000	1.00100	2015.06.18 01:45:07	1.11948	0.00	0.00	1.24	-79.79
													so: -21.4%/-3.4/16.1
8515612	2015.04.21 14:49:51	sell	0.01	eurnzd	1.38843	0.00000	1.38500	2015.06.18 01:45:07	1.64368	0.00	0.00	5.61	-176.61
													so: 50.9%/7.7/15.2
9108351	2015.06.03 16:00:46	sell	0.01	gbpnzd	2.14363	0.00000	0.00000	2015.06.18 01:45:07	2.29373	0.00	0.00	1.88	-103.84
													so: 74.4%/9.7/13.0
9404535	2015.06.12 16:50:17	buy	0.01	eurnzd	1.61159	0.00000	1.63500	2015.06.18 01:45:07	1.63665	0.00	0.00	-0.83	17.32
													[tp]

PRO version Are you a developer? Try out the HTML to PDF API pdfcrowd.com

8373231	2015.04.09 17:23:38	sell	0.01	eurusd	1.07071	0.00000	1.05500	2015.06.18 01:45:08	1.13949	0.00	0.00	0.00	-62.78
												so: -21.3%/-3.8/17.7	
9337073	2015.06.11 00:44:23	sell	0.01	gbpnzd	2.19784	0.00000	0.00000	2015.06.18 01:45:08	2.29250	0.00	0.00	0.77	-65.48
												so: -5.8%/-1.0/17.7	
9562687	2015.06.17 15:50:14	buy	0.01	gbpnzd	2.27106	0.00000	2.28000	2015.06.18 01:45:08	2.28303	0.00	0.00	-0.45	8.27
													[tp]
8257047	2015.03.31 16:42:44	sell	0.01	eurusd	1.07433	0.00000	1.06400	2015.06.18 01:45:09	1.13341	0.00	0.00	0.00	-59.08
												so: 8.9%/2.1/23.0	
8607976	2015.04.30 02:57:23	buy	0.01	nzdcad	0.91463	0.00000	0.92300	2015.06.18 01:45:09	0.84481	0.00	0.00	2.35	-57.08
												so: 7.2%/1.8/25.3	
8780600	2015.05.14 20:30:27	sell	0.01	gbpjpy	187.736	0.000	0.000	2015.06.18 01:45:09	195.464	0.00	0.00	-1.07	-62.58
												so: 0.5%/0.1/19.9	
8702142	2015.05.08 03:14:12	buy	0.01	nzdcad	0.90111	0.00000	0.91200	2015.06.18 01:45:10	0.84510	0.00	0.00	1.95	-45.79
												so: 12.9%/2.7/20.9	
8761742	2015.05.13 18:56:30	buy	0.01	audusd	0.81216	0.00000	0.85500	2015.06.18 01:45:10	0.77243	0.00	0.00	1.12	-39.73
												so: 16.2%/3.1/19.4	
8843659	2015.05.19 16:01:59	buy	0.01	nzdusd	0.73742	0.00000	0.74700	2015.06.18 01:45:10	0.69071	0.00	0.00	1.93	-46.71
												so: 6.1%/1.4/22.3	
8843707	2015.05.19 16:02:15	buy	0.01	nzdusd	0.73751	0.00000	0.74500	2015.06.18 01:45:10	0.69051	0.00	0.00	1.93	-47.00
												so: 4.6%/1.1/23.8	
9030999	2015.05.29 22:28:43	buy	0.01	nzdcad	0.88455	0.00000	0.89500	2015.06.18 01:45:11	0.84503	0.00	0.00	0.91	-32.31
												so: 19.2%/3.8/19.5	
9031044	2015.05.29 22:31:39	buy	0.01	nzdcad	0.88473	0.00000	0.00000	2015.06.18 01:45:11	0.84505	0.00	0.00	0.91	-32.44
												so: 16.9%/3.5/20.9	
9330070	2015.06.10 19:14:22	buy	0.01	nzdusd	0.71958	0.00000	0.00000	2015.06.18 01:45:11	0.69069	0.00	0.00	0.58	-28.89
												so: 35.5%/6.4/18.1	
9240431	2015.06.08 18:24:51	buy	0.01	nzdchf	0.66355	0.00000	0.67900	2015.06.18 01:45:12	0.63728	0.00	0.00	0.81	-28.48
												so: 34.3%/6.7/19.5	

PRO version Are you a developer? Try out the HTML to PDF API pdfcrowd.com

9240441	2015.06.08 18:25:14	buy	0.01	nzdchf	0.66346	0.00000	0.00000	2015.06.18 01:45:12	0.63732	0.00	0.00	0.81	-28.34
												so: 46.8%/8.4/18.0	
9337103	2015.06.11 00:47:46	sell	0.01	eurnzd	1.60293	0.00000	0.00000	2015.06.18 01:45:12	1.64033	0.00	0.00	0.70	-25.84
												so: 51.7%/8.6/16.6	
8999132	2015.05.28 23:44:24	sell	0.01	audusd	0.76481	0.00000	0.75900	2015.06.18 01:45:13	0.77252	0.00	0.00	-1.24	-7.71
												so: 50.9%/8.9/17.5	
9337940	2015.06.11 01:14:53	buy	0.01	nzdcad	0.86569	0.00000	0.89000	2015.06.18 01:45:13	0.84433	0.00	0.00	0.29	-17.46
												so: 55.2%/10.4/18.9	
9381447	2015.06.12 06:53:04	buy	0.01	audnzd	1.10402	0.00000	1.13000	2015.06.18 01:45:13	1.11505	0.00	0.00	-0.25	7.62
												so: 70.8%/8.1/11.4	
9417423	2015.06.15 00:46:38	sell	0.01	nzdusd	0.69929	0.00000	0.68750	2015.06.18 01:45:13	0.69185	0.00	0.00	-0.41	7.44
												so: 64.1%/8.2/12.8	
9563491	2015.06.17 16:11:47	buy	0.01	gbpjpy	195.192	0.000	197.000	2015.06.18 01:45:13	195.427	0.00	0.00	0.02	1.90
												so: 52.5%/8.4/16.0	
9562688	2015.06.17 15:50:18	buy	0.01	gbpnzd	2.27106	0.00000	0.00000	2015.06.18 01:45:14	2.28544	0.00	0.00	-0.45	9.95
												so: 75.2%/7.4/9.9	
9089737	2015.06.03 01:14:06	buy	0.01	eurusd	1.11486	0.00000	1.14500	2015.06.18 01:45:17	1.13329	0.00	0.00	-0.31	18.43
												so: 68.3%/4.6/6.7	
9337102	2015.06.11 00:47:42	buy	0.01	eurnzd	1.60300	0.00000	1.64000	2015.06.18 01:52:09	1.63983	0.00	0.00	-0.97	25.45
													[tp]
8600061	2015.04.29 16:51:45	buy	0.01	eurusd	1.10614	0.00000	1.14200	2015.06.18 02:02:07	1.13411	0.00	0.00	-0.96	27.97
9700638	2015.06.22 03:54:15	balance	Deposit.										441.35
9861578	2015.06.25 00:03:25	sell	0.03	eurgbp	0.71327	0.00000	0.70280	2015.06.29 00:03:06	0.70124	0.00	0.00	0.00	56.68
													[tp]
9729675	2015.06.22 17:16:23	sell	0.03	audusd	0.77548	0.00000	0.75950	2015.06.29 01:02:57	0.75972	0.00	0.00	-1.18	47.28
													[tp]
9727162	2015.06.22 16:24:05	sell	0.03	nzdcad	0.84360	0.00000	0.83900	2015.06.29 01:03:32	0.83903	0.00	0.00	-1.55	11.11
													[tp]

PRO version Are you a developer? Try out the HTML to PDF API pdfcrowd.com

9861925	2015.06.25 00:10:48	sell	0.03	gbpjpy	194.511	0.000	0.000	2015.06.29 07:16:39	193.154	0.00	0.00	-0.20	33.11
9727122	2015.06.22 16:22:36	sell	0.03	nzdusd	0.68841	0.00000	0.67700	2015.06.30 11:52:45	0.67698	0.00	0.00	-2.00	34.29
													[tp]
10030382	2015.06.30 07:54:35	sell	0.03	audusd	0.76756	0.00000	0.75900	2015.07.02 15:09:39	0.75916	0.00	0.00	-0.67	25.20
9727312	2015.06.22 16:29:37	buy	0.03	gbpnzd	2.30003	0.00000	2.34000	2015.07.02 15:12:14	2.33703	0.00	0.00	-5.36	73.96
10230320	2015.07.03 05:06:27	sell	0.03	audusd	0.75988	0.00000	0.74990	2015.07.03 18:06:58	0.75174	0.00	0.00	0.00	24.42
10049081	2015.06.30 13:46:29	sell	0.03	nzdusd	0.67575	0.00000	0.65700	2015.07.06 19:38:15	0.67039	0.00	0.00	-1.50	16.08
9959996	2015.06.29 07:52:29	sell	0.03	gbpjpy	192.530	0.000	185.600	2015.07.08 06:34:45	188.409	0.00	0.00	-0.91	101.27
10194722	2015.07.02 15:12:33	buy	0.02	gbpnzd	2.33773	0.00000	2.36500	2015.07.08 15:55:41	2.29617	0.00	0.00	-1.16	-55.63
10194730	2015.07.02 15:12:36	sell	0.02	gbpnzd	2.33705	0.00000	0.00000	2015.07.08 15:55:45	2.29685	0.00	0.00	0.84	53.82
10049134	2015.06.30 13:47:19	sell	0.03	nzdchf	0.62825	0.00000	0.61500	2015.07.08 16:23:04	0.63699	0.00	0.00	-2.63	-27.60
10003706	2015.06.29 19:43:02	buy	0.03	nzdchf	0.63521	0.00000	0.64000	2015.07.08 16:25:52	0.63631	0.00	0.00	1.81	3.48
10545608	2015.07.08 15:42:34	sell	0.03	gbpjpy	186.622	0.000	185.600	2015.07.08 18:09:14	185.602	0.00	0.00	0.00	25.32
													[tp]
10003732	2015.06.29 19:43:23	sell	0.02	nzdchf	0.63491	0.00000	0.00000	2015.07.09 16:44:08	0.63915	0.00	0.00	-2.62	-8.95
10003736	2015.06.29 19:43:27	buy	0.02	nzdchf	0.63517	0.00000	0.68500	2015.07.09 16:44:13	0.63891	0.00	0.00	1.60	7.90
10049060	2015.06.30 13:45:57	sell	0.03	nzdcad	0.83693	0.00000	0.83200	2015.07.09 19:06:26	0.85574	0.00	0.00	-2.41	-44.35
9727165	2015.06.22 16:24:08	buy	0.03	nzdcad	0.84385	0.00000	0.89500	2015.07.09 19:06:39	0.85540	0.00	0.00	2.46	27.24
10374641	2015.07.07 13:00:23	sell	0.03	nzdusd	0.66408	0.00000	0.65700	2015.07.09 19:08:44	0.67244	0.00	0.00	-1.00	-25.08
10374817	2015.07.07 13:02:01	buy	0.01	nzdusd	0.66430	0.00000	0.69000	2015.07.09 19:09:35	0.67222	0.00	0.00	0.23	7.92
10552836	2015.07.08 16:58:10	buy	0.02	audjpy	89.983	0.000	91.840	2015.07.14 00:54:44	91.374	0.00	0.00	0.41	22.53
10552879	2015.07.08 16:58:53	sell	0.01	audjpy	89.962	0.000	88.500	2015.07.14 19:44:08	91.940	0.00	0.00	-0.36	-16.04
10552880	2015.07.08 16:58:57	buy	0.01	audjpy	89.977	0.000	0.000	2015.07.14 19:44:15	91.913	0.00	0.00	0.19	15.69
10879899	2015.07.14 17:39:24	sell	0.03	gbpaud	2.09207	0.00000	2.02800	2015.07.14 19:49:20	2.09085	0.00	0.00	0.00	2.73
10879110	2015.07.14 17:28:28	buy	0.01	gbpaud	2.09199	0.00000	2.10300	2015.07.14 19:52:17	2.09093	0.00	0.00	0.00	-0.79
10879113	2015.07.14 17:28:34	sell	0.01	gbpaud	2.09184	0.00000	0.00000	2015.07.14 19:52:21	2.09122	0.00	0.00	0.00	0.46
10554369	2015.07.08 17:10:57	buy	0.02	nzdjpy	81.325	0.000	83.500	2015.07.14 21:59:04	82.708	0.00	0.00	0.67	22.43
10554379	2015.07.08 17:11:04	sell	0.01	nzdjpy	81.296	0.000	80.300	2015.07.14 21:59:13	82.731	0.00	0.00	-0.55	-11.63

PRO version Are you a developer? Try out the HTML to PDF API pdfcrowd.com

10554382	2015.07.08 17:11:07	buy	0.01	nzdjpy	81.315	0.000	0.000	2015.07.14 21:50:18	82.712	0.00	0.00	0.35	11.33
10722223	2015.07.10 17:53:51	sell	0.03	nzdusd	0.67045	0.00000	0.66450	2015.07.15 16:51:38	0.66450	0.00	0.00	-0.75	17.85
													[tp]
10224508	2015.07.03 01:10:08	buy	0.03	gbpnzd	2.32359	0.00000	2.35600	2015.07.15 17:54:07	2.35610	0.00	0.00	-4.37	64.64
													[tp]
10480214	2015.07.08 04:25:56	buy	0.02	gbpnzd	2.32383	0.00000	2.36500	2015.07.15 18:26:17	2.36503	0.00	0.00	-2.04	54.38
													[tp]
10959692	2015.07.15 19:22:58	buy	0.03	gbpnzd	2.36905	0.00000	2.40000	2015.07.16 07:34:24	2.40000	0.00	0.00	-1.29	60.43
													[tp]
10641814	2015.07.09 19:10:24	sell	0.01	nzdusd	0.67226	0.00000	0.65100	2015.07.16 07:34:44	0.65098	0.00	0.00	-0.57	21.28
													[tp]
10489602	2015.07.08 06:34:51	sell	0.02	gbpjpy	188.364	0.000	183.100	2015.07.23 21:33:39	192.111	0.00	0.00	-1.30	-60.52
10489610	2015.07.08 06:34:54	buy	0.02	gbpjpy	188.391	0.000	0.000	2015.07.23 21:33:43	192.094	0.00	0.00	0.34	59.82
10407947	2015.07.07 17:34:49	sell	0.03	audusd	0.74073	0.00000	0.72950	2015.07.24 06:05:23	0.72951	0.00	0.00	-3.22	33.66
													[tp]
11654247	2015.07.28 16:21:43	buy	0.02	gbpaud	2.13170	0.00000	2.14900	2015.07.30 14:09:50	2.14900	0.00	0.00	-0.79	25.14
													[tp]
11816924	2015.07.31 00:52:02	buy	0.02	gbpaud	2.14030	0.00000	2.15000	2015.07.31 14:13:18	2.14924	0.00	0.00	0.00	12.94
													[tp]
9861667	2015.06.25 00:05:06	buy	0.03	eurgbp	0.71382	0.00000	0.73450	2015.08.03 00:05:23	0.70229	0.00	0.00	-4.47	-54.06
9958009	2015.06.29 06:13:41	sell	0.03	eurgbp	0.70048	0.00000	0.67980	2015.08.03 00:05:29	0.70264	0.00	0.00	0.33	-10.13
10637725	2015.07.09 17:51:02	buy	0.01	nzdchf	0.63869	0.00000	0.67500	2015.08.03 00:05:46	0.63724	0.00	0.00	1.43	-1.50
10637731	2015.07.09 17:51:07	sell	0.01	nzdchf	0.63850	0.00000	0.60900	2015.08.03 00:05:50	0.63948	0.00	0.00	-2.46	-1.01
10989923	2015.07.16 03:57:19	sell	0.01	nzdchf	0.62503	0.00000	0.61800	2015.08.03 00:06:09	0.63948	0.00	0.00	-1.70	-14.94
10637742	2015.07.09 17:51:15	buy	0.01	nzdchf	0.63886	0.00000	0.00000	2015.08.03 00:06:17	0.63795	0.00	0.00	1.43	-0.94
10802652	2015.07.13 20:06:20	sell	0.02	nzdcad	0.85382	0.00000	0.83500	2015.08.03 00:06:34	0.86468	0.00	0.00	-2.96	-16.59
10802659	2015.07.13 20:06:25	buy	0.02	nzdcad	0.85415	0.00000	0.89500	2015.08.03 00:06:38	0.86428	0.00	0.00	1.56	15.48
11296233	2015.07.22 02:55:47	sell	0.03	nzdjpy	82.082	0.000	80.800	2015.08.03 00:06:53	81.859	0.00	0.00	-3.00	5.40

PRO version Are you a developer? Try out the HTML to PDF API pdfcrowd.com

11296234	2015.07.22 02:55:52	buy	0.03	nzdjpy	82.103	0.000	0.000	2015.08.03 00:06:37	81.911	0.00	0.00	2.14	-7.07
11917658	2015.08.03 07:45:03	buy	0.03	usdcad	1.31217	0.00000	1.31700	2015.08.03 11:38:08	1.31700	0.00	0.00	0.00	11.00
													[tp]
11654243	2015.07.28 16:21:35	sell	0.03	gbpaud	2.13144	0.00000	2.11000	2015.08.04 10:09:30	2.11666	0.00	0.00	1.46	32.68
11654249	2015.07.28 16:21:47	sell	0.02	gbpaud	2.13145	0.00000	0.00000	2015.08.04 10:09:35	2.11650	0.00	0.00	0.97	22.04
11906279	2015.08.03 00:05:13	buy	0.02	gbpaud	2.13946	0.00000	2.16000	2015.08.04 10:09:40	2.11634	0.00	0.00	-0.19	-34.07
11973794	2015.08.04 04:31:17	buy	0.03	usdcad	1.31732	0.00000	1.32000	2015.08.04 21:19:36	1.32003	0.00	0.00	0.00	6.16
													[tp]
12009912	2015.08.04 16:06:15	sell	0.02	gbpcad	2.04975	0.00000	2.02500	2015.08.07 00:26:30	2.03401	0.00	0.00	-0.03	24.01
12009943	2015.08.04 16:06:22	buy	0.01	gbpcad	2.04997	0.00000	2.07000	2015.08.07 00:26:35	2.03353	0.00	0.00	-0.08	-12.54
12009950	2015.08.04 16:06:27	sell	0.01	gbpcad	2.04969	0.00000	0.00000	2015.08.07 00:26:38	2.03401	0.00	0.00	-0.02	11.96
11101942	2015.07.17 00:58:16	buy	0.03	gbpnzd	2.39759	2.37750	2.40000	2015.08.12 01:53:38	2.37735	0.00	0.00	-10.76	-39.77
													[sl]
10989286	2015.07.16 03:54:40	sell	0.02	nzdusd	0.65638	0.00000	0.64900	2015.08.12 04:28:03	0.64889	0.00	0.00	-3.69	14.98
													[tp]
11517383	2015.07.27 00:04:21	sell	0.03	audusd	0.72711	0.00000	0.72500	2015.08.12 04:28:08	0.72497	0.00	0.00	-2.66	6.42
													[tp]
11206568	2015.07.20 17:34:13	buy	0.03	eurnzd	1.65361	0.00000	1.70450	2015.08.12 06:19:54	1.70007	0.00	0.00	-8.92	90.66
12167572	2015.08.07 02:00:25	buy	0.02	nzdusd	0.65486	0.00000	0.68500	2015.08.12 17:54:34	0.66237	0.00	0.00	0.24	15.02
12167573	2015.08.07 02:00:31	sell	0.01	nzdusd	0.65468	0.00000	0.64550	2015.08.12 17:54:39	0.66278	0.00	0.00	-0.18	-8.10
12167574	2015.08.07 02:00:34	buy	0.01	nzdusd	0.65485	0.00000	0.00000	2015.08.12 17:54:44	0.66249	0.00	0.00	0.12	7.64
10966104	2015.07.15 20:54:32	buy	0.02	nzdusd	0.65984	0.00000	0.66800	2015.08.12 18:36:27	0.66286	0.00	0.00	2.80	6.04
12167385	2015.08.07 01:53:29	buy	0.01	nzdcad	0.85851	0.00000	0.88700	2015.08.12 18:41:38	0.86018	0.00	0.00	0.09	1.29
12167386	2015.08.07 01:53:37	sell	0.02	nzdcad	0.85811	0.00000	0.83700	2015.08.12 18:41:45	0.86049	0.00	0.00	-0.43	-3.67
12167388	2015.08.07 01:53:41	buy	0.02	nzdcad	0.85845	0.00000	0.00000	2015.08.12 18:41:49	0.86018	0.00	0.00	0.18	2.67
10879552	2015.07.14 17:32:32	sell	0.01	audchf	0.70426	0.00000	0.69800	2015.08.12 18:45:02	0.71522	0.00	0.00	-2.26	-11.30
10879556	2015.07.14 17:32:37	buy	0.01	audchf	0.70447	0.00000	0.00000	2015.08.12 18:45:06	0.71500	0.00	0.00	1.44	10.86
11286953	2015.07.21 20:47:44	sell	0.03	usdcad	1.29543	0.00000	1.28750	2015.08.13 04:08:43	1.29821	0.00	0.00	-0.04	-6.42

PRO version Are you a developer? Try out the HTML to PDF API pdfcrowd.com

11286957	2015.07.21 20:47:54	buy	0.02	usdcad	1.29565	0.00000	1.33100	2015.08.13 04:08:48	1.29804	0.00	0.00	-0.95	3.68
11286970	2015.07.21 20:47:57	sell	0.02	usdcad	1.29548	0.00000	0.00000	2015.08.13 04:08:52	1.29823	0.00	0.00	-0.03	-4.24
11973958	2015.08.04 04:33:27	buy	0.01	usdcad	1.31735	0.00000	1.33100	2015.08.13 04:09:27	1.29805	0.00	0.00	-0.17	-14.87
11973964	2015.08.04 04:33:39	sell	0.01	usdcad	1.31717	0.00000	1.29500	2015.08.13 04:09:32	1.29823	0.00	0.00	-0.01	14.59
10959639	2015.07.15 19:21:47	buy	0.02	gbpnzd	2.36915	0.00000	2.40000	2015.08.13 04:16:27	2.36069	0.00	0.00	-9.13	-11.19
12010383	2015.08.04 16:16:18	buy	0.02	nzdjpy	81.690	0.000	82.600	2015.08.13 04:26:31	82.374	0.00	0.00	1.11	11.02
12010385	2015.08.04 16:16:25	sell	0.01	nzdjpy	81.677	0.000	80.600	2015.08.13 04:26:40	82.389	0.00	0.00	-0.82	-5.73
12010390	2015.08.04 16:16:29	buy	0.01	nzdjpy	81.688	0.000	0.000	2015.08.13 04:27:13	82.363	0.00	0.00	0.57	5.44
12434106	2015.08.12 17:51:08	buy	0.01	eurnzd	1.69063	0.00000	1.70500	2015.08.14 02:18:01	1.70504	0.00	0.00	-0.47	9.43
													[tp]
12505397	2015.08.14 04:20:48	buy	0.02	gbpnzd	2.38667	0.00000	2.39500	2015.08.14 06:08:03	2.39511	0.00	0.00	0.00	10.99
													[tp]
9861918	2015.06.25 00:10:44	buy	0.03	gbpjpy	194.550	0.000	195.000	2015.08.17 09:27:33	195.001	0.00	0.00	1.82	10.87
													[tp]
12434110	2015.08.12 17:51:11	sell	0.01	eurnzd	1.69029	0.00000	1.68100	2015.08.18 04:16:26	1.68096	0.00	0.00	0.53	6.15
													[tp]
12387789	2015.08.12 06:23:07	buy	0.01	eurnzd	1.70049	0.00000	1.74000	2015.08.18 04:26:17	1.68100	0.00	0.00	-0.71	-12.85
12387791	2015.08.12 06:23:11	sell	0.01	eurnzd	1.70025	0.00000	0.00000	2015.08.18 04:26:22	1.68136	0.00	0.00	0.53	12.45
12601653	2015.08.18 04:28:17	buy	0.02	eurnzd	1.68150	0.00000	1.70500	2015.08.21 06:10:08	1.70502	0.00	0.00	-1.18	31.14
													[tp]
12852677	2015.08.24 03:26:44	buy	0.03	eurnzd	1.71902	0.00000	1.73000	2015.08.24 04:30:01	1.73007	0.00	0.00	0.00	21.90
													[tp]
12852674	2015.08.24 03:26:36	buy	0.02	eurnzd	1.71904	0.00000	1.74000	2015.08.24 05:44:31	1.73986	0.00	0.00	0.00	27.43
													[tp]
12841374	2015.08.21 22:59:48	sell	0.02	audchf	0.69514	0.00000	0.67650	2015.08.24 05:47:42	0.67647	0.00	0.00	-0.15	39.84
													[tp]
10641815	2015.07.09 19:10:27	buy	0.01	nzdusd	0.67239	0.00000	0.68200	2015.08.24 06:26:09	0.65949	0.00	0.00	2.13	-12.90
12717937	2015.08.20 01:28:14	buy	0.02	gbpcad	2.05788	0.00000	2.08200	2015.08.24 13:03:19	2.08200	0.00	0.00	-0.02	36.42

PRO version Are you a developer? Try out the HTML to PDF API pdfcrowd.com

													[tp]
12453834	2015.08.13 04:17:01	buy	0.01	gbpnzd	2.36106	0.00000	2.40200	2015.08.24 15:41:14	2.40200	0.00	0.00	-1.19	26.86
													[tp]
12863938	2015.08.24 06:06:50	buy	0.03	eurnzd	1.74161	0.00000	1.75900	2015.08.24 15:45:19	1.75879	0.00	0.00	0.00	33.85
													[tp]
12863935	2015.08.24 06:06:44	buy	0.02	eurnzd	1.74137	0.00000	1.76000	2015.08.24 15:46:37	1.75989	0.00	0.00	0.00	24.33
													[tp]
12864223	2015.08.24 06:13:01	buy	0.03	gbpcad	2.07842	0.00000	2.09000	2015.08.24 15:51:12	2.09001	0.00	0.00	0.00	26.23
													[tp]
12382925	2015.08.12 04:38:41	buy	0.03	gbpnzd	2.39953	0.00000	2.40500	2015.08.24 16:03:36	2.40498	0.00	0.00	-4.82	10.73
													[tp]
11206572	2015.07.20 17:34:17	sell	0.03	eurnzd	1.65311	0.00000	1.64500	2015.08.24 16:09:01	1.78537	0.00	0.00	9.74	-258.07
													so: 79.9%/53.2/66.6
9727313	2015.06.22 16:29:41	sell	0.03	gbpnzd	2.29924	0.00000	2.02500	2015.08.24 16:09:12	2.42842	0.00	0.00	20.18	-252.05
													so: 79.9%/48.0/60.1
10545958	2015.07.08 15:51:44	sell	0.02	gbpnzd	2.29750	0.00000	2.09500	2015.08.24 16:09:27	2.42898	0.00	0.00	10.05	-170.98
													so: 80.0%/40.5/50.7
9729681	2015.06.22 17:16:29	buy	0.03	audusd	0.77564	0.00000	0.84500	2015.08.24 16:09:50	0.71917	0.00	0.00	5.53	-169.41
													so: 79.6%/35.4/44.5
12370571	2015.08.12 00:19:26	buy	0.02	gbpnzd	2.38331	0.00000	2.43000	2015.08.24 16:10:41	2.43013	0.00	0.00	-3.22	60.86
													[tp]
12864717	2015.08.24 06:25:25	sell	0.03	nzdusd	0.65890	0.00000	0.64700	2015.08.24 16:10:50	0.64702	0.00	0.00	0.00	35.64
													[tp]
12585565	2015.08.17 17:23:38	buy	0.02	gbpjpy	194.320	0.000	195.700	2015.08.24 16:10:54	186.026	0.00	0.00	0.16	-140.80
													so: 37.3%/18.7/50.2
12437953	2015.08.12 18:36:50	sell	0.01	nzdusd	0.66299	0.00000	0.64500	2015.08.24 16:10:59	0.64496	0.00	0.00	-0.74	18.03
													[tp]
9727124	2015.06.22 16:22:39	buy	0.03	nzdusd	0.68858	0.00000	0.69500	2015.08.24 16:11:09	0.64186	0.00	0.00	9.64	-140.16

PRO version Are you a developer? Try out the HTML to PDF API pdfcrowd.com

													so: -5.1%/-2.9/57.7
12370572	2015.08.12 00:19:29	sell	0.02	gbpnzd	2.38240	0.00000	0.00000	2015.08.24 16:11:26	2.49320	0.00	0.00	2.40	-140.40
													so: -156.6%/-83.9/53.6
10567385	2015.07.08 20:18:36	sell	0.03	gbpjpy	185.249	0.000	184.750	2015.08.24 16:11:35	184.769	0.00	0.00	-5.21	12.30
													[tp]
10223400	2015.07.03 00:48:52	sell	0.01	audusd	0.76316	0.00000	0.71350	2015.08.24 16:11:47	0.71348	0.00	0.00	-2.79	49.68
													[tp]
12601668	2015.08.18 04:28:21	sell	0.02	eurnzd	1.68070	0.00000	0.67100	2015.08.24 16:30:32	1.80162	0.00	0.00	1.07	-156.89
													so: 79.5%/31.6/39.7
12717934	2015.08.20 01:28:08	sell	0.03	gbpcad	2.05737	0.00000	2.04700	2015.08.24 16:30:32	2.09555	0.00	0.00	-0.06	-86.27
													so: -11.3%/-3.5/30.8
12717938	2015.08.20 01:28:23	sell	0.02	gbpcad	2.05735	0.00000	0.00000	2015.08.24 16:30:32	2.09531	0.00	0.00	-0.04	-57.18
													so: -19.2%/-3.6/18.5
12841371	2015.08.21 22:59:43	buy	0.03	audchf	0.69538	0.00000	0.71000	2015.08.24 16:30:32	0.66589	0.00	0.00	0.15	-95.15
													so: -11.2%/-3.9/35.2
12841375	2015.08.21 22:59:52	buy	0.02	audchf	0.69534	0.00000	0.70400	2015.08.24 16:30:32	0.66585	0.00	0.00	0.10	-63.44
													so: -17.0%/-3.6/21.4
10223401	2015.07.03 00:48:56	buy	0.01	audusd	0.76342	0.00000	0.00000	2015.08.24 16:30:33	0.71620	0.00	0.00	1.49	-47.22
													so: -38.8%/-3.5/9.1
12453837	2015.08.13 04:17:04	sell	0.01	gbpnzd	2.36025	0.00000	0.00000	2015.08.24 16:30:33	2.43427	0.00	0.00	0.90	-48.02
													so: -28.4%/-3.5/12.2
12841457	2015.08.21 23:02:37	sell	0.02	usdcad	1.31706	0.00000	1.30000	2015.08.24 16:30:33	1.32757	0.00	0.00	-0.01	-15.83
													so: -28.8%/-3.3/11.6
12841465	2015.08.21 23:02:58	sell	0.02	usdcad	1.31705	0.00000	0.00000	2015.08.24 16:30:33	1.32757	0.00	0.00	-0.01	-15.85
													so: -46.7%/-3.5/7.6
12437961	2015.08.12 18:36:53	buy	0.01	nzdusd	0.66321	0.00000	0.00000	2015.08.24 16:30:34	0.64834	0.00	0.00	0.50	-14.87
													so: -21.4%/-3.3/15.6
12585567	2015.08.17 17:23:42	sell	0.02	gbpjpy	194.296	0.000	0.000	2015.08.24 16:30:34	185.270	0.00	0.00	-0.42	153.79

PRO version Are you a developer? Try out the HTML to PDF API pdfcrowd.com

													so: -53.3%/-3.3/6.2
12841463	2015.08.21 23:02:55	buy	0.02	usdcad	1.31721	0.00000	1.33450	2015.08.24 16:30:34	1.32741	0.00	0.00	-0.03	15.37
													so: -31.9%/-3.3/10.2
12852727	2015.08.24 03:30:35	buy	0.02	usdcad	1.32240	0.00000	1.33100	2015.08.24 16:30:34	1.32742	0.00	0.00	0.00	7.56
													so: -23.4%/-3.3/14.2
13279754	2015.09.02 21:33:03	balance	Deposit.										147.30
13328879	2015.09.03 19:46:30	sell	0.03	nzdusd	0.64060	0.00000	0.62480	2015.09.11 21:58:13	0.63257	0.00	0.00	-1.61	24.09
13280467	2015.09.02 22:11:58	sell	0.02	audusd	0.70345	0.00000	0.69150	2015.09.11 22:01:47	0.70854	0.00	0.00	-1.01	-10.18
13280469	2015.09.02 22:12:03	buy	0.02	audusd	0.70360	0.00000	0.00000	2015.09.11 22:01:51	0.70839	0.00	0.00	0.50	9.58
13510809	2015.09.09 19:00:59	buy	0.02	usdcad	1.32218	0.00000	1.33800	2015.09.16 16:47:55	1.32078	0.00	0.00	-0.15	-2.12
13510811	2015.09.09 19:01:04	sell	0.02	usdcad	1.32201	0.00000	0.00000	2015.09.16 16:48:01	1.32097	0.00	0.00	-0.07	1.57
13630300	2015.09.14 17:39:04	buy	0.02	nzdcad	0.83806	0.00000	0.84800	2015.09.18 20:12:39	0.84413	0.00	0.00	0.25	9.23
13630312	2015.09.14 17:39:11	sell	0.01	nzdcad	0.83784	0.00000	0.82200	2015.09.18 20:12:43	0.84450	0.00	0.00	-0.42	-5.06
13630315	2015.09.14 17:39:14	buy	0.01	nzdcad	0.83812	0.00000	0.00000	2015.09.18 20:12:47	0.84423	0.00	0.00	0.13	4.65
13328882	2015.09.03 19:46:35	buy	0.03	nzdusd	0.64079	0.00000	0.64550	2015.10.01 06:22:07	0.64209	0.00	0.00	2.66	3.90
13600440	2015.09.11 21:58:21	sell	0.01	nzdusd	0.63241	0.00000	0.60900	2015.10.01 06:22:12	0.64228	0.00	0.00	-1.26	-9.87
13600441	2015.09.11 21:58:25	buy	0.01	nzdusd	0.63256	0.00000	0.00000	2015.10.01 06:22:16	0.64212	0.00	0.00	0.66	9.56
14006367	2015.09.28 17:30:39	buy	0.02	audusd	0.70025	0.00000	0.71500	2015.10.01 06:22:51	0.70539	0.00	0.00	0.27	10.28
14006373	2015.09.28 17:30:49	sell	0.01	audusd	0.70017	0.00000	0.69200	2015.10.01 06:23:00	0.70555	0.00	0.00	-0.24	-5.38
14006376	2015.09.28 17:30:53	buy	0.01	audusd	0.70030	0.00000	0.00000	2015.10.01 06:23:04	0.70539	0.00	0.00	0.14	5.09
13821607	2015.09.21 17:24:18	buy	0.02	eurnzd	1.77340	0.00000	1.79400	2015.10.01 06:23:12	1.73723	0.00	0.00	-2.67	-46.44
13821612	2015.09.21 17:24:22	sell	0.02	eurnzd	1.77304	0.00000	0.00000	2015.10.01 06:23:16	1.73783	0.00	0.00	1.88	45.23
14101431	2015.10.01 06:35:46	buy	0.03	usdcad	1.32972	0.00000	1.34400	2015.10.01 17:10:16	1.32242	0.00	0.00	0.00	-16.56
14101433	2015.10.01 06:35:50	sell	0.03	usdcad	1.32953	0.00000	0.00000	2015.10.01 17:10:20	1.32255	0.00	0.00	0.00	15.83
14132461	2015.10.02 06:00:06	buy	0.03	nzdusd	0.63979	0.00000	0.64500	2015.10.05 00:03:12	0.64578	0.00	0.00	0.10	17.97
													[tp]
14132463	2015.10.02 06:00:11	sell	0.01	nzdusd	0.63961	0.00000	0.62400	2015.10.05 08:30:11	0.64697	0.00	0.00	-0.05	-7.36
14132466	2015.10.02 06:00:14	buy	0.01	nzdusd	0.63983	0.00000	0.00000	2015.10.05 08:30:15	0.64683	0.00	0.00	0.03	7.00

PRO version Are you a developer? Try out the HTML to PDF API pdfcrowd.com

14208644	2015.10.06 07:44:05	sell	0.01	nzdchf	0.63408	0.00000	0.61900	2015.10.07 01:38:18	0.63918	0.00	0.00	-0.11	0.93
14208646	2015.10.06 07:44:09	buy	0.01	nzdchf	0.63434	0.00000	0.00000	2015.10.07 01:38:20	0.63277	0.00	0.00	0.01	-1.62
14208642	2015.10.06 07:44:00	buy	0.02	nzdchf	0.63434	0.00000	0.64250	2015.10.07 15:00:47	0.64028	0.00	0.00	0.02	12.30
14270573	2015.10.07 21:09:17	buy	0.03	eurusd	1.12364	0.00000	1.13100	2015.10.08 07:55:16	1.12600	0.00	0.00	-0.18	7.08
14270574	2015.10.07 21:09:22	sell	0.02	eurusd	1.12343	0.00000	1.10800	2015.10.08 07:55:21	1.12612	0.00	0.00	0.05	-5.38
14270575	2015.10.07 21:09:27	buy	0.02	eurusd	1.12351	0.00000	0.00000	2015.10.08 07:55:25	1.12596	0.00	0.00	-0.12	4.90
14280211	2015.10.08 08:00:04	buy	0.03	audusd	0.71751	0.00000	0.72500	2015.10.08 20:26:04	0.72386	0.00	0.00	0.00	19.05
14280217	2015.10.08 08:00:16	sell	0.02	audusd	0.71735	0.00000	0.69500	2015.10.08 20:26:11	0.72394	0.00	0.00	0.00	-13.18
14280224	2015.10.08 08:00:24	buy	0.02	audusd	0.71745	0.00000	0.00000	2015.10.08 20:26:20	0.72397	0.00	0.00	0.00	13.04
14402227	2015.10.13 17:39:45	buy	0.02	gbpjpy	182.576	0.000	184.300	2015.10.14 19:40:49	184.065	0.00	0.00	0.02	25.00
14402239	2015.10.13 17:39:52	sell	0.01	gbpjpy	182.561	0.000	180.600	2015.10.14 19:40:55	184.085	0.00	0.00	-0.03	-12.78
14402247	2015.10.13 17:40:01	buy	0.01	gbpjpy	182.580	0.000	0.000	2015.10.14 19:40:59	184.074	0.00	0.00	0.01	12.54
14514797	2015.10.16 15:56:47	buy	0.03	audcad	0.93811	0.00000	0.94500	2015.10.19 21:29:44	0.94478	0.00	0.00	0.06	15.36
14514799	2015.10.16 15:56:52	sell	0.01	audcad	0.93774	0.00000	0.91950	2015.10.19 21:29:52	0.94500	0.00	0.00	-0.04	-5.57
14514800	2015.10.16 15:56:55	buy	0.01	audcad	0.93798	0.00000	0.00000	2015.10.19 21:29:55	0.94475	0.00	0.00	0.02	5.20
14624850	2015.10.21 06:28:52	buy	0.04	gbpchf	1.47545	0.00000	1.50000	2015.10.22 18:42:52	1.49531	0.00	0.00	0.41	81.89
14624852	2015.10.21 06:28:58	sell	0.01	gbpchf	1.47506	0.00000	1.45400	2015.10.22 18:42:59	1.49578	0.00	0.00	-0.21	-21.35
14624854	2015.10.21 06:29:01	buy	0.01	gbpchf	1.47546	0.00000	0.00000	2015.10.22 18:43:04	1.49545	0.00	0.00	0.10	20.60
14724218	2015.10.22 21:26:30	buy	0.04	audcad	0.94444	0.00000	0.95450	2015.10.26 05:16:33	0.95385	0.00	0.00	0.16	28.58
14724225	2015.10.22 21:26:35	sell	0.01	audcad	0.94428	0.00000	0.92500	2015.10.26 05:16:37	0.95406	0.00	0.00	-0.08	-7.43
14724227	2015.10.22 21:26:38	buy	0.01	audcad	0.94445	0.00000	0.00000	2015.10.26 05:16:41	0.95388	0.00	0.00	0.04	7.16
14934133	2015.10.30 17:30:12	buy	0.02	cadjpy	91.575	0.000	92.550	2015.10.30 20:14:16	92.375	0.00	0.00	0.00	13.25
14934122	2015.10.30 17:30:08	sell	0.02	cadjpy	91.553	0.000	91.250	2015.11.03 21:58:05	92.808	0.00	0.00	-0.10	-20.73
14946544	2015.11.02 00:41:50	buy	0.02	cadjpy	92.177	0.000	93.200	2015.11.03 21:58:20	92.793	0.00	0.00	0.01	10.18
14849977	2015.10.28 18:17:25	buy	0.05	audcad	0.93948	0.00000	0.94900	2015.11.06 14:40:51	0.94391	0.00	0.00	1.12	16.77
14849987	2015.10.28 18:17:32	sell	0.01	audcad	0.93925	0.00000	0.92600	2015.11.06 14:40:56	0.94411	0.00	0.00	-0.44	-3.68
14849992	2015.10.28 18:17:41	buy	0.01	audcad	0.93949	0.00000	0.00000	2015.11.06 14:41:01	0.94389	0.00	0.00	0.22	3.33
15062032	2015.11.05 02:27:31	sell	0.02	audcad	0.93913	0.00000	0.93200	2015.11.06 14:41:07	0.94408	0.00	0.00	-0.08	-7.50

PRO version Are you a developer? Try out the HTML to PDF API pdfcrowd.com

15182618	2015.11.09 17:43:10	buy	0.01	usdzar	14.32545	0.00000	14.43500	2015.11.09 19:01:00	14.30935	0.00	0.00	0.00	-1.41
15182620	2015.11.09 17:43:14	sell	0.01	usdzar	14.32125	0.00000	0.00000	2015.11.09 19:01:05	14.31045	0.00	0.00	0.00	0.75
15212266	2015.11.10 09:15:24	buy	0.01	usdzar	14.26775	0.00000	14.42500	2015.11.12 03:29:15	14.10265	0.00	0.00	-0.94	-11.71
15212268	2015.11.10 09:15:30	sell	0.01	usdzar	14.26265	0.00000	0.00000	2015.11.12 03:29:20	14.10975	0.00	0.00	0.21	10.84
15330904	2015.11.12 14:05:01	buy	0.03	eurgbp	0.70596	0.00000	0.71900	2015.11.13 02:54:04	0.70942	0.00	0.00	-0.10	15.81
15390277	2015.11.16 02:00:33	buy	0.01	usdzar	14.41710	0.00000	14.55000	2015.11.18 23:19:57	14.16345	0.00	0.00	-0.46	-17.91
15173984	2015.11.09 15:30:10	sell	0.03	usdzar	14.25975	0.00000	13.68000	2015.11.18 23:20:02	14.17205	0.00	0.00	1.45	18.56
15479186	2015.11.18 16:50:28	sell	0.01	usdzar	14.18425	0.00000	14.00000	2015.11.18 23:20:21	14.17165	0.00	0.00	0.00	0.89
15447529	2015.11.17 18:50:32	sell	0.02	eurusd	1.06387	0.00000	1.04690	2015.11.19 03:51:02	1.07005	0.00	0.00	0.04	-12.36
15447533	2015.11.17 18:50:36	buy	0.02	eurusd	1.06393	0.00000	0.00000	2015.11.19 03:51:07	1.06990	0.00	0.00	-0.17	11.94
15493005	2015.11.18 23:22:14	sell	0.02	usdzar	14.16325	0.00000	13.89000	2015.11.19 17:24:40	14.02007	0.00	0.00	0.32	20.43
15493006	2015.11.18 23:22:19	buy	0.01	usdzar	14.17235	0.00000	14.44000	2015.11.19 17:24:45	14.01678	0.00	0.00	-0.71	-11.10
15493007	2015.11.18 23:22:24	sell	0.01	usdzar	14.16345	0.00000	0.00000	2015.11.19 17:24:49	14.02029	0.00	0.00	0.16	10.21
15526045	2015.11.19 17:27:04	buy	0.02	audusd	0.71913	0.00000	0.72900	2015.11.19 17:40:09	0.71930	0.00	0.00	0.00	0.34
15492905	2015.11.18 23:14:48	buy	0.04	eurgbp	0.69949	0.00000	0.71000	2015.11.20 00:59:10	0.70161	0.00	0.00	-0.52	12.96
15019452	2015.11.04 00:03:37	sell	0.01	audusd	0.71849	0.00000	0.69250	2015.11.23 00:57:01	0.72337	0.00	0.00	-1.02	-4.88
15606908	2015.11.23 19:07:12	buy	0.02	eurusd	1.06077	0.00000	1.07000	2015.11.23 23:39:20	1.06329	0.00	0.00	0.00	5.04
15330910	2015.11.12 14:05:06	sell	0.01	eurgbp	0.70576	0.00000	0.69350	2015.11.25 09:36:30	0.70778	0.00	0.00	0.11	-3.05
15330911	2015.11.12 14:05:08	buy	0.01	eurgbp	0.70592	0.00000	0.00000	2015.11.25 09:36:34	0.70762	0.00	0.00	-0.34	2.57
15682972	2015.11.25 23:23:57	buy	0.03	eurgbp	0.70212	0.00000	0.70950	2015.11.27 08:37:35	0.70403	0.00	0.00	-0.38	8.64
15709871	2015.11.27 08:40:54	buy	0.01	usdzar	14.30815	0.00000	14.49000	2015.11.30 02:18:36	14.37645	0.00	0.00	-0.22	4.75
15019453	2015.11.04 00:03:41	buy	0.01	audusd	0.71875	0.00000	0.72900	2015.12.01 03:29:30	0.72608	0.00	0.00	0.81	7.33
15531363	2015.11.19 20:18:01	sell	0.02	audusd	0.71907	0.00000	0.70900	2015.12.01 03:30:09	0.72607	0.00	0.00	-1.24	-14.00
15526765	2015.11.19 17:53:11	buy	0.04	audusd	0.72035	0.00000	0.73500	2015.12.01 03:30:13	0.72591	0.00	0.00	1.24	22.24
15727332	2015.11.27 21:11:48	sell	0.01	eurusd	1.05958	0.00000	1.04980	2015.12.01 03:30:45	1.05775	0.00	0.00	0.02	1.83
15758823	2015.12.01 03:54:00	buy	0.04	eurgbp	0.70174	0.00000	0.70900	2015.12.01 17:35:07	0.70465	0.00	0.00	0.00	17.55
15682974	2015.11.25 23:24:12	buy	0.01	eurgbp	0.70213	0.00000	0.00000	2015.12.01 17:35:47	0.70471	0.00	0.00	-0.19	3.89
15682973	2015.11.25 23:24:08	sell	0.01	eurgbp	0.70196	0.00000	0.69450	2015.12.01 17:35:51	0.70487	0.00	0.00	0.06	-4.39

PRO version Are you a developer? Try out the HTML to PDF API pdfcrowd.com

15499118	2015.11.19 03:44:21	buy	0.02	audusd	0.71562	0.00000	0.73450	2015.12.01 17:50:08	0.73099	0.00	0.00	0.58	30.74
15758271	2015.12.01 03:27:50	buy	0.01	usdzar	14.39375	0.00000	14.49500	2015.12.01 22:34:38	14.44495	0.00	0.00	0.00	3.54
15764287	2015.12.01 08:56:26	buy	0.04	eurusd	1.05877	0.00000	1.07000	2015.12.01 23:31:06	1.06243	0.00	0.00	0.00	14.64
15606911	2015.11.23 19:07:22	buy	0.01	eurusd	1.06084	0.00000	0.00000	2015.12.01 23:31:44	1.06243	0.00	0.00	-0.16	1.59
15606910	2015.11.23 19:07:18	sell	0.01	eurusd	1.06064	0.00000	1.04750	2015.12.01 23:31:51	1.06257	0.00	0.00	0.04	-1.93
15813325	2015.12.02 18:13:59	buy	0.04	eurusd	1.05710	0.00000	1.06700	2015.12.03 01:02:27	1.06075	0.00	0.00	-0.26	14.60
15813375	2015.12.02 18:15:57	buy	0.01	eurusd	1.05742	0.00000	1.06500	2015.12.03 01:02:37	1.06076	0.00	0.00	-0.06	3.34
15838619	2015.12.03 14:24:05	buy	0.04	eurusd	1.05518	0.00000	1.06450	2015.12.03 14:40:19	1.06403	0.00	0.00	0.00	35.40
													[tp]
15638490	2015.11.24 17:52:35	buy	0.02	eurusd	1.06408	0.00000	1.07900	2015.12.03 14:51:28	1.06565	0.00	0.00	-0.46	3.14
15764313	2015.12.01 08:58:54	sell	0.02	eurusd	1.05850	0.00000	1.04380	2015.12.03 14:51:43	1.06568	0.00	0.00	0.04	-14.36
15764319	2015.12.01 08:59:05	buy	0.02	eurusd	1.05857	0.00000	0.00000	2015.12.03 14:51:49	1.06517	0.00	0.00	-0.17	13.20
15813483	2015.12.02 18:20:17	sell	0.01	eurusd	1.05712	0.00000	1.04500	2015.12.03 17:48:45	1.08481	0.00	0.00	0.02	-27.69
15019429	2015.11.04 00:03:21	buy	0.05	audusd	0.71875	0.00000	0.73450	2015.12.03 20:53:36	0.73413	0.00	0.00	4.33	76.90
15785604	2015.12.01 22:34:45	buy	0.02	usdzar	14.44975	0.00000	14.49000	2015.12.04 03:06:04	14.37385	0.00	0.00	-2.23	-10.56
15819176	2015.12.02 20:59:03	sell	0.02	usdzar	14.34785	0.00000	0.00000	2015.12.04 03:06:09	14.37835	0.00	0.00	0.28	-4.24
15883863	2015.12.04 01:55:54	sell	0.03	eurusd	1.09141	0.00000	1.06900	2015.12.04 17:10:37	1.09479	0.00	0.00	0.00	-10.14
15883864	2015.12.04 01:55:58	buy	0.03	eurusd	1.09154	0.00000	0.00000	2015.12.04 17:10:41	1.09465	0.00	0.00	0.00	9.33
15945526	2015.12.07 20:38:00	buy	0.01	usdzar	14.53755	0.00000	14.70000	2015.12.07 20:44:13	14.53605	0.00	0.00	0.00	-0.10
15945524	2015.12.07 20:37:53	sell	0.03	usdzar	14.53482	0.00000	14.31100	2015.12.08 05:42:25	14.51525	0.00	0.00	0.10	4.04
15782738	2015.12.01 18:35:50	sell	0.02	audusd	0.73168	0.00000	0.72200	2015.12.08 06:12:17	0.72375	0.00	0.00	-0.78	15.86
15123755	2015.11.06 15:37:21	sell	0.02	audusd	0.70717	0.00000	0.71500	2015.12.08 06:18:10	0.72374	0.00	0.00	-3.40	-33.14
15499121	2015.11.19 03:44:26	sell	0.02	audusd	0.71546	0.00000	0.70700	2015.12.08 11:50:23	0.72097	0.00	0.00	-2.02	-11.02
16014341	2015.12.09 20:54:11	buy	0.05	usdzar	14.87635	0.00000	15.30000	2015.12.10 00:08:46	14.97445	0.00	0.00	-3.24	32.76
16014369	2015.12.09 20:55:17	buy	0.03	usdzar	14.88605	0.00000	15.15000	2015.12.10 00:08:51	14.97445	0.00	0.00	-1.95	17.71
16029050	2015.12.10 07:01:06	buy	0.03	usdzar	15.01715	0.00000	15.30000	2015.12.10 15:20:35	15.30025	0.00	0.00	0.00	55.51
													[tp]
16029048	2015.12.10 07:01:00	buy	0.05	usdzar	15.01715	0.00000	15.70000	2015.12.11 01:25:09	15.37405	0.00	0.00	-1.05	116.07

PRO version Are you a developer? Try out the HTML to PDF API pdfcrowd.com

16047223	2015.12.10 17:59:56	buy	0.03	usdzar	15.20835	0.00000	15.60000	2015.12.11 01:26:19	15.37405	0.00	0.00	-0.63	32.33
16054223	2015.12.11 01:42:41	buy	0.03	usdzar	15.41725	0.00000	15.70000	2015.12.11 11:50:57	15.70562	0.00	0.00	0.00	55.08
													[tp]
16054222	2015.12.11 01:42:36	buy	0.05	usdzar	15.41685	0.00000	15.80000	2015.12.11 12:05:17	15.80285	0.00	0.00	0.00	122.13
													[tp]
16021564	2015.12.10 00:47:33	buy	0.04	cadchf	0.72493	0.00000	0.74000	2015.12.11 16:16:28	0.72166	0.00	0.00	0.06	-13.27
16021566	2015.12.10 00:47:43	sell	0.01	cadchf	0.72454	0.00000	0.70400	2015.12.11 16:24:02	0.72012	0.00	0.00	-0.04	4.49
16021567	2015.12.10 00:47:47	buy	0.01	cadchf	0.72491	0.00000	0.00000	2015.12.11 16:24:06	0.71990	0.00	0.00	0.01	-5.09
16009211	2015.12.09 18:25:23	sell	0.01	cadjpy	89.851	0.000	87.800	2015.12.11 20:34:26	87.801	0.00	0.00	-0.07	16.99
													[tp]
16072249	2015.12.11 16:18:55	sell	0.03	cadjpy	88.559	0.000	87.500	2015.12.11 21:42:55	87.915	0.00	0.00	0.00	16.00
16009212	2015.12.09 18:25:29	buy	0.01	cadjpy	89.858	0.000	0.000	2015.12.11 21:51:44	87.915	0.00	0.00	0.00	-16.09
16009202	2015.12.09 18:25:14	buy	0.03	cadjpy	89.864	0.000	92.900	2015.12.11 22:00:12	87.948	0.00	0.00	0.01	-47.59
16090445	2015.12.14 06:05:39	buy	0.04	usdzar	15.25055	0.00000	16.00000	2015.12.14 09:55:49	15.07025	0.00	0.00	0.00	-47.86
15709870	2015.11.27 08:40:49	sell	0.05	usdzar	14.30225	0.00000	13.41500	2015.12.14 14:18:04	15.38005	0.00	0.00	3.64	-350.39
													so: 56.7%/13.6/24.0
16073818	2015.12.11 16:44:58	buy	0.05	usdzar	15.83515	0.00000	16.40000	2015.12.14 14:18:09	15.33059	0.00	0.00	-1.07	-164.56
													so: 72.8%/11.6/16.0
16092955	2015.12.14 10:03:23	sell	0.04	usdzar	15.06645	0.00000	14.60000	2015.12.14 16:53:06	15.25685	0.00	0.00	0.00	-49.92
16073815	2015.12.11 16:44:52	buy	0.03	usdzar	15.83455	0.00000	16.30000	2015.12.14 18:54:25	15.13445	0.00	0.00	-0.64	-138.78
													so: 72.3%/10.1/14.0
15126650	2015.11.06 15:49:40	sell	0.03	audusd	0.70745	0.00000	0.70600	2015.12.14 18:59:53	0.72571	0.00	0.00	-6.11	-54.78
													so: 75.5%/6.0/8.0
16013613	2015.12.09 20:23:13	sell	0.03	usdzar	14.66985	0.00000	0.00000	2015.12.14 18:59:53	15.17871	0.00	0.00	1.03	-100.57
													so: 75.5%/6.0/8.0
16104538	2015.12.14 16:53:30	buy	0.04	usdzar	15.25775	0.00000	16.00000	2015.12.14 18:59:54	15.12475	0.00	0.00	0.00	-35.17
													so: 49.2%/6.1/12.4
15925531	2015.12.07 03:52:08	buy	0.03	audusd	0.73341	0.00000	0.75000	2015.12.14 20:06:32	0.72474	0.00	0.00	0.45	-26.01

PRO version Are you a developer? Try out the HTML to PDF API pdfcrowd.com

so: 79.7%/3.5/4.4

16054682	2015.12.11 02:09:52	sell	0.02	audusd	0.72642	0.00000	0.70800	2015.12.15 00:09:15	0.72456	0.00	0.00	-0.22	3.72
15782740	2015.12.01 18:36:01	buy	0.02	audusd	0.73183	0.00000	0.00000	2015.12.15 00:09:24	0.72433	0.00	0.00	0.64	-15.00
15961380	2015.12.08 11:54:26	sell	0.02	audusd	0.72081	0.00000	0.69800	2015.12.15 00:09:40	0.72456	0.00	0.00	-0.81	-7.50
15961383	2015.12.08 11:54:30	buy	0.02	audusd	0.72096	0.00000	0.00000	2015.12.15 00:09:49	0.72431	0.00	0.00	0.28	6.70
16117413	2015.12.15 02:21:05	balance	Deposit. National Australia B										195.00
16118783	2015.12.15 03:42:59	buy	0.02	cadchf	0.71734	0.00000	0.73400	2015.12.16 06:57:58	0.72077	0.00	0.00	0.03	6.92
16118784	2015.12.15 03:43:05	sell	0.02	cadchf	0.71710	0.00000	0.70300	2015.12.17 19:21:11	0.71423	0.00	0.00	-0.29	5.75
16206435	2015.12.17 19:21:18	sell	0.01	cadchf	0.71399	0.00000	0.69900	2015.12.18 18:11:34	0.71621	0.00	0.00	-0.04	-2.23
16206437	2015.12.17 19:21:21	buy	0.01	cadchf	0.71422	0.00000	0.00000	2015.12.18 18:11:42	0.71609	0.00	0.00	0.02	1.88
16185892	2015.12.17 03:55:17	sell	0.02	audusd	0.71759	0.00000	0.69950	2015.12.18 18:31:05	0.71840	0.00	0.00	-0.11	-1.62
16185895	2015.12.17 03:55:20	buy	0.02	audusd	0.71773	0.00000	0.00000	2015.12.18 18:31:09	0.71825	0.00	0.00	0.06	1.04
16235272	2015.12.18 20:07:31	buy	0.03	usdcad	1.39355	0.00000	1.41250	2015.12.23 17:51:10	1.38744	0.00	0.00	-0.09	-13.21
16235274	2015.12.18 20:07:34	sell	0.03	usdcad	1.39346	0.00000	0.00000	2015.12.23 17:51:14	1.38759	0.00	0.00	-0.03	12.69
16307360	2015.12.24 17:01:30	buy	0.03	usdcad	1.38342	0.00000	1.40500	2015.12.30 00:41:03	1.38379	0.00	0.00	-0.08	0.80
16307362	2015.12.24 17:01:34	sell	0.03	usdcad	1.38328	0.00000	0.00000	2015.12.30 00:41:07	1.38400	0.00	0.00	-0.12	-1.56
16235843	2015.12.18 21:48:16	buy	0.03	audusd	0.71868	0.00000	0.73500	2015.12.30 00:41:52	0.72902	0.00	0.00	0.85	31.02
16307550	2015.12.24 17:17:14	sell	0.02	cadjpy	86.916	0.000	85.300	2015.12.30 00:45:35	87.086	0.00	0.00	-0.24	-2.82
16307551	2015.12.24 17:17:17	buy	0.02	cadjpy	86.935	0.000	0.000	2015.12.30 00:45:41	87.057	0.00	0.00	0.16	2.02
16235316	2015.12.18 20:14:03	sell	0.01	cadchf	0.71386	0.00000	0.00000	2015.12.30 00:47:10	0.71736	0.00	0.00	-0.39	-3.53
16118785	2015.12.15 03:43:08	buy	0.02	cadchf	0.71734	0.00000	0.00000	2015.12.30 00:47:27	0.71701	0.00	0.00	0.45	-0.67
16234130	2015.12.18 18:36:11	buy	0.02	cadchf	0.71698	0.00000	0.72600	2015.12.30 00:47:44	0.71703	0.00	0.00	0.30	0.10
16206740	2015.12.17 19:45:08	sell	0.02	cadchf	0.71444	0.00000	0.70450	2015.12.30 00:48:21	0.71736	0.00	0.00	-0.78	-5.88
16379993	2016.01.04 05:41:58	sell	0.01	cadjpy	86.204	0.000	85.750	2016.01.04 09:03:01	85.749	0.00	0.00	0.00	3.81
													[tp]
16235842	2015.12.18 21:48:11	sell	0.03	audusd	0.71860	0.00000	0.71500	2016.01.04 18:05:45	0.71627	0.00	0.00	-2.21	6.99
16389418	2016.01.04 12:21:48	buy	0.03	gbpjpy	176.026	0.000	0.000	2016.01.05 00:30:17	175.596	0.00	0.00	0.11	-10.81
16389417	2016.01.04 12:21:45	sell	0.03	gbpjpy	176.000	0.000	169.800	2016.01.05 00:30:24	175.632	0.00	0.00	-0.27	9.25

PRO version Are you a developer? Try out the HTML to PDF API pdfcrowd.com

16389229	2016.01.04 12:13:09	sell	0.03	cadjpy	85.538	0.000	86.190	2016.01.06 17:27:38	85.190	0.00	0.00	-0.09	8.77
													[tp]
16389557	2016.01.04 12:27:23	buy	0.03	usdcad	1.38990	0.00000	1.41300	2016.01.05 21:56:37	1.39924	0.00	0.00	-0.02	20.03
16427988	2016.01.05 18:25:00	sell	0.04	cadjpy	84.962	0.000	84.350	2016.01.06 04:46:59	84.424	0.00	0.00	-0.13	18.16
16427952	2016.01.05 18:24:04	sell	0.02	cadjpy	85.000	0.000	0.000	2016.01.06 04:51:21	84.411	0.00	0.00	-0.06	9.94
16430246	2016.01.05 22:01:51	buy	0.02	usdcad	1.39949	0.00000	1.41000	2016.01.06 12:27:58	1.41001	0.00	0.00	-0.02	14.92
													[tp]
16409281	2016.01.05 03:06:34	sell	0.04	audcad	1.00204	0.00000	0.99400	2016.01.06 12:45:12	0.99656	0.00	0.00	-0.17	15.55
16409285	2016.01.05 03:06:52	buy	0.03	audcad	1.00222	0.00000	1.01400	2016.01.06 12:45:19	0.99635	0.00	0.00	0.08	-12.50
16409286	2016.01.05 03:06:55	sell	0.03	audcad	1.00198	0.00000	0.00000	2016.01.06 12:45:24	0.99653	0.00	0.00	-0.13	11.61
16437043	2016.01.06 04:51:30	buy	0.02	cadjpy	84.404	0.000	85.400	2016.01.06 12:52:18	83.984	0.00	0.00	0.00	-7.10
16427954	2016.01.05 18:24:08	buy	0.02	cadjpy	85.025	0.000	0.000	2016.01.06 12:52:45	83.984	0.00	0.00	0.04	-17.59
16431865	2016.01.06 00:05:54	buy	0.04	cadjpy	85.125	0.000	0.000	2016.01.06 13:23:43	84.002	0.00	0.00	0.00	-37.96
16445698	2016.01.06 12:55:59	sell	0.02	cadjpy	83.984	0.000	77.900	2016.01.06 13:23:51	84.015	0.00	0.00	0.00	-0.52
16427951	2016.01.05 18:23:59	buy	0.02	cadjpy	85.015	0.000	86.000	2016.01.06 13:24:02	83.972	0.00	0.00	0.04	-17.63
16307549	2015.12.24 17:17:07	buy	0.04	cadjpy	86.933	0.000	88.000	2016.01.06 13:24:14	83.977	0.00	0.00	0.98	-99.92
16445647	2016.01.06 12:51:56	sell	0.04	cadjpy	83.987	0.000	77.900	2016.01.06 13:24:23	83.987	0.00	0.00	0.00	0.00
16445566	2016.01.06 12:47:57	buy	0.02	usdcad	1.40860	0.00000	1.41500	2016.01.07 10:55:03	1.41505	0.00	0.00	-0.05	9.12
													[tp]
16467880	2016.01.07 04:00:39	buy	0.01	usdcad	1.40961	0.00000	1.41500	2016.01.07 10:55:03	1.41506	0.00	0.00	0.00	3.85
													[tp]
16457364	2016.01.06 19:02:05	sell	0.02	audcad	0.99540	0.00000	0.98550	2016.01.07 17:54:58	0.98906	0.00	0.00	-0.27	9.02
16457365	2016.01.06 19:02:09	buy	0.02	audcad	0.99559	0.00000	1.01300	2016.01.07 17:55:04	0.98887	0.00	0.00	0.12	-9.56
16457366	2016.01.06 19:02:12	sell	0.02	audcad	0.99538	0.00000	0.00000	2016.01.07 17:55:11	0.98901	0.00	0.00	-0.27	9.06
16495964	2016.01.07 18:02:57	buy	0.03	eurcad	1.52354	0.00000	1.53800	2016.01.07 21:55:18	1.53809	0.00	0.00	0.00	31.00
													[tp]
16495966	2016.01.07 18:03:01	sell	0.03	eurcad	1.52341	0.00000	0.00000	2016.01.08 00:34:59	1.54231	0.00	0.00	0.04	-40.15
16502463	2016.01.08 00:17:54	buy	0.02	eurcad	1.54297	0.00000	1.55600	2016.01.08 00:35:04	1.54202	0.00	0.00	0.00	-1.34

PRO version Are you a developer? Try out the HTML to PDF API pdfcrowd.com

16502464	2016.01.08 00:17:59	buy	0.02	eurcad	1.54299	0.00000	0.00000	2016.01.08 00:35:09	1.54202	0.00	0.00	0.00	-1.37
16502465	2016.01.08 00:18:03	sell	0.02	eurcad	1.54269	0.00000	0.00000	2016.01.08 00:35:16	1.54226	0.00	0.00	0.00	0.61
16510635	2016.01.08 06:00:24	buy	0.02	usdsgd	1.43418	0.00000	1.44350	2016.01.08 16:30:35	1.43846	0.00	0.00	0.00	5.95
16524839	2016.01.08 16:35:57	buy	0.02	eurcad	1.53222	0.00000	1.54100	2016.01.08 16:38:03	1.53292	0.00	0.00	0.00	0.99
16430198	2016.01.05 21:56:45	buy	0.03	usdcad	1.39943	0.00000	1.41600	2016.01.08 17:45:29	1.41208	0.00	0.00	-0.13	26.88
16463764	2016.01.07 02:25:15	sell	0.02	usdcad	1.40712	0.00000	0.00000	2016.01.08 17:48:51	1.41205	0.00	0.00	-0.01	-6.98
16495574	2016.01.07 17:57:02	buy	0.02	usdcad	1.40668	0.00000	1.41500	2016.01.08 17:48:57	1.41202	0.00	0.00	-0.02	7.56
16528071	2016.01.08 17:50:22	buy	0.05	usdcad	1.41264	0.00000	1.41700	2016.01.08 18:36:46	1.41565	0.00	0.00	0.00	10.63
16527879	2016.01.08 17:45:38	sell	0.02	usdcad	1.41207	0.00000	0.00000	2016.01.08 18:38:37	1.41519	0.00	0.00	0.00	-4.41
16527874	2016.01.08 17:45:35	buy	0.02	usdcad	1.41221	0.00000	1.42500	2016.01.08 18:38:43	1.41490	0.00	0.00	0.00	3.80
16531917	2016.01.08 20:13:56	buy	0.02	usdcad	1.41283	0.00000	1.41650	2016.01.08 23:39:57	1.41652	0.00	0.00	0.00	5.21
													[tp]
16541694	2016.01.11 04:27:13	sell	0.03	audusd	0.69631	0.00000	0.69300	2016.01.11 16:44:22	0.70169	0.00	0.00	0.00	-16.14
16534241	2016.01.11 00:03:24	buy	0.03	audusd	0.69740	0.00000	0.71250	2016.01.11 16:44:29	0.70145	0.00	0.00	0.00	12.15
16534266	2016.01.11 00:03:31	sell	0.02	audusd	0.69690	0.00000	0.68700	2016.01.11 16:44:37	0.70158	0.00	0.00	0.00	-9.36
16534273	2016.01.11 00:03:34	buy	0.02	audusd	0.69740	0.00000	0.00000	2016.01.11 16:44:41	0.70146	0.00	0.00	0.00	8.12
16510613	2016.01.08 05:58:51	buy	0.02	usdsgd	1.43412	0.00000	1.45400	2016.01.11 16:44:53	1.43379	0.00	0.00	-0.09	-0.46
16510614	2016.01.08 05:58:54	sell	0.02	usdsgd	1.43395	0.00000	1.41800	2016.01.11 16:44:58	1.43401	0.00	0.00	0.02	-0.08
16530093	2016.01.08 18:36:53	buy	0.03	usdcad	1.41574	0.00000	0.00000	2016.01.11 17:50:56	1.41718	0.00	0.00	-0.03	3.05
16558607	2016.01.11 17:43:41	sell	0.02	usdcad	1.41555	0.00000	1.37500	2016.01.11 17:55:46	1.41814	0.00	0.00	0.00	-3.65
16559277	2016.01.11 17:56:57	buy	0.03	usdcad	1.41903	0.00000	1.42500	2016.01.12 08:42:49	1.42505	0.00	0.00	-0.03	12.67
													[tp]
16557265	2016.01.11 17:07:39	sell	0.02	gbpusd	1.45554	0.00000	1.45150	2016.01.12 11:30:01	1.45161	0.00	0.00	-0.01	7.86
													[tp]
16556551	2016.01.11 16:55:48	sell	0.02	gbpusd	1.45679	0.00000	1.44700	2016.01.12 12:19:11	1.44700	0.00	0.00	-0.01	19.58
													[tp]
16556547	2016.01.11 16:55:41	buy	0.03	gbpusd	1.45681	0.00000	1.47250	2016.01.12 16:34:48	1.44140	0.00	0.00	-0.01	-46.23
16559560	2016.01.11 18:01:11	sell	0.03	audusd	0.69892	0.00000	0.69200	2016.01.12 16:35:25	0.70064	0.00	0.00	-0.14	-5.16

PRO version Are you a developer? Try out the HTML to PDF API pdfcrowd.com

16559569	2016.01.11 18:01:14	buy	0.03	audusd	0.69906	0.00000	0.00000	2016.01.12 16:35:30	0.70050	0.00	0.00	0.06	4.32
16556561	2016.01.11 16:55:52	buy	0.02	gbpusd	1.45692	0.00000	0.00000	2016.01.12 16:35:46	1.44117	0.00	0.00	-0.01	-31.50
16510589	2016.01.08 05:53:49	buy	0.02	gbpcad	2.06061	0.00000	2.09200	2016.01.12 16:36:00	2.04875	0.00	0.00	-0.04	-16.69
16510590	2016.01.08 05:53:53	sell	0.02	gbpcad	2.06029	0.00000	0.00000	2016.01.12 16:36:05	2.04906	0.00	0.00	-0.02	15.80
16510525	2016.01.08 05:42:40	buy	0.02	cadchf	0.70790	0.00000	0.00000	2016.01.12 16:36:29	0.70355	0.00	0.00	0.08	-8.69
16530003	2016.01.08 18:35:09	sell	0.02	cadchf	0.70186	0.00000	0.69600	2016.01.12 16:36:33	0.70374	0.00	0.00	-0.16	-3.76
16510522	2016.01.08 05:42:31	buy	0.03	cadchf	0.70782	0.00000	0.72500	2016.01.12 16:36:42	0.70362	0.00	0.00	0.12	-12.59
16510524	2016.01.08 05:42:37	sell	0.02	cadchf	0.70764	0.00000	0.68900	2016.01.12 16:36:47	0.70386	0.00	0.00	-0.16	7.56
16586230	2016.01.12 17:05:45	buy	0.02	usdcad	1.42252	0.00000	0.00000	2016.01.12 17:06:26	1.42281	0.00	0.00	0.00	0.41
16463761	2016.01.07 02:25:05	sell	0.02	usdcad	1.40722	0.00000	0.00000	2016.01.13 12:44:54	1.42116	0.00	0.00	-0.04	-19.62
16463763	2016.01.07 02:25:11	buy	0.02	usdcad	1.40728	0.00000	1.44000	2016.01.13 12:44:59	1.42096	0.00	0.00	-0.08	19.25
16607467	2016.01.13 12:49:47	buy	0.01	usdcad	1.42114	0.00000	1.43000	2016.01.13 18:02:52	1.42593	0.00	0.00	0.00	3.36
16585364	2016.01.12 16:41:13	buy	0.01	usdcad	1.42021	0.00000	1.43700	2016.01.13 21:41:16	1.43705	0.00	0.00	-0.01	11.72
													[tp]
16389561	2016.01.04 12:27:30	sell	0.03	usdcad	1.38965	0.00000	0.00000	2016.01.15 00:03:23	1.43696	0.00	0.00	-0.17	-98.77
												so: 76.3%/5.0/6.5	
16430199	2016.01.05 21:56:48	sell	0.03	usdcad	1.39924	0.00000	1.37500	2016.01.15 00:03:24	1.43696	0.00	0.00	-0.14	-78.75
												so: 39.7%/5.0/12.5	
16593701	2016.01.12 22:53:52	sell	0.03	eurpln	4.35955	0.00000	4.25450	2016.01.15 00:03:25	4.39797	0.00	0.00	0.36	-28.49
												so: 26.8%/5.0/18.5	
16621370	2016.01.13 21:41:43	buy	0.01	usdcad	1.43793	0.00000	1.44250	2016.01.15 00:03:26	1.43667	0.00	0.00	-0.04	-0.88
												so: 41.4%/5.0/12.0	
16585206	2016.01.12 16:37:32	buy	0.02	usdcad	1.42128	0.00000	1.44350	2016.01.15 00:03:27	1.43667	0.00	0.00	-0.09	21.42
												so: 49.7%/5.0/10.0	
16559124	2016.01.11 17:54:37	buy	0.03	usdcad	1.41824	0.00000	1.44500	2016.01.15 00:11:26	1.43659	0.00	0.00	-0.17	38.32
												so: 79.8%/4.8/6.0	
16660421	2016.01.15 00:37:41	balance	Deposit. National Australia B										150.00
16663275	2016.01.15 03:41:58	buy	0.02	usdcad	1.43674	0.00000	1.44150	2016.01.15 08:30:57	1.44194	0.00	0.00	0.00	7.21

PRO version Are you a developer? Try out the HTML to PDF API pdfcrowd.com

													[tp]
16660545	2016.01.15 00:44:18	buy	0.02	usdcad	1.43631	0.00000	1.44750	2016.01.15 08:31:00	1.44921	0.00	0.00	0.00	17.80
													[tp]
16667186	2016.01.15 08:44:40	buy	0.02	audusd	0.69345	0.00000	0.70400	2016.01.15 08:55:00	0.69332	0.00	0.00	0.00	-0.26
16667188	2016.01.15 08:44:44	sell	0.02	audusd	0.69330	0.00000	0.68150	2016.01.15 08:55:11	0.69337	0.00	0.00	0.00	-0.14
16667189	2016.01.15 08:44:47	buy	0.02	audusd	0.69347	0.00000	0.00000	2016.01.15 08:55:14	0.69332	0.00	0.00	0.00	-0.30
16667098	2016.01.15 08:38:12	buy	0.01	usdcad	1.44659	0.00000	1.45100	2016.01.15 10:58:16	1.45126	0.00	0.00	0.00	3.22
													[tp]
16667431	2016.01.15 08:58:54	buy	0.03	usdcad	1.44672	0.00000	1.45230	2016.01.15 11:16:44	1.45236	0.00	0.00	0.00	11.65
													[tp]
16737534	2016.01.19 13:16:14	sell	0.02	gbpusd	1.43124	0.00000	1.41400	2016.01.19 17:06:35	1.41396	0.00	0.00	0.00	34.56
													[tp]
16700663	2016.01.18 04:37:24	sell	0.02	cadchf	0.68990	0.00000	0.68300	2016.01.20 08:11:00	0.68297	0.00	0.00	-0.16	13.86
													[tp]
16696018	2016.01.18 00:03:50	buy	0.02	usdcad	1.46056	0.00000	1.46500	2016.01.20 09:01:25	1.46506	0.00	0.00	-0.04	6.14
													[tp]
16727009	2016.01.19 06:23:00	buy	0.02	usdcad	1.45043	0.00000	1.46540	2016.01.20 10:24:34	1.46538	0.00	0.00	-0.02	20.40
													[tp]
16695994	2016.01.18 00:03:45	buy	0.04	usdcad	1.46056	0.00000	1.46600	2016.01.20 10:31:26	1.46606	0.00	0.00	-0.06	15.01
													[tp]
16724785	2016.01.19 04:22:25	buy	0.01	eurgbp	0.76519	0.00000	0.77550	2016.01.20 11:00:13	0.77551	0.00	0.00	-0.03	14.59
													[tp]
16811245	2016.01.21 04:57:55	sell	0.02	gbpusd	1.41876	0.00000	1.41150	2016.01.21 14:00:34	1.41146	0.00	0.00	0.00	14.60
													[tp]
16677607	2016.01.15 14:35:35	buy	0.02	cadchf	0.69174	0.00000	0.70300	2016.01.21 15:52:48	0.70260	0.00	0.00	0.23	21.45
16677608	2016.01.15 14:35:41	sell	0.02	cadchf	0.69155	0.00000	0.67400	2016.01.21 15:52:55	0.70289	0.00	0.00	-0.47	-22.39
16677609	2016.01.15 14:35:44	buy	0.02	cadchf	0.69164	0.00000	0.00000	2016.01.21 15:53:00	0.70269	0.00	0.00	0.23	21.82
16850763	2016.01.21 19:37:09	sell	0.02	gbpusd	1.42192	0.00000	1.40800	2016.01.21 19:49:54	1.42052	0.00	0.00	0.00	2.80

PRO version Are you a developer? Try out the HTML to PDF API pdfcrowd.com

16842512	2016.01.21 17:11:52	sell	0.02	gbpjpy	165.346	0.000	168.650	2016.01.22 08:35:00	168.064	0.00	0.00	-0.07	-46.05
16842517	2016.01.21 17:11:56	buy	0.02	gbpjpy	165.369	0.000	0.000	2016.01.22 08:36:00	168.036	0.00	0.00	0.02	45.19
16727010	2016.01.19 06:23:03	sell	0.02	usdcad	1.45027	0.00000	1.42250	2016.01.22 10:56:26	1.42246	0.00	0.00	-0.04	39.10
													[tp]
16667065	2016.01.15 08:36:28	sell	0.02	usdcad	1.44655	0.00000	1.42150	2016.01.22 11:02:29	1.42146	0.00	0.00	-0.06	35.30
													[tp]
16747442	2016.01.19 17:15:24	buy	0.02	gbpusd	1.41394	0.00000	1.43380	2016.01.22 15:03:35	1.43383	0.00	0.00	-0.04	39.78
													[tp]
16724788	2016.01.19 04:22:34	buy	0.02	eurgbp	0.76519	0.00000	0.77840	2016.01.22 15:28:58	0.75438	0.00	0.00	-0.31	-30.98
16724794	2016.01.19 04:22:38	sell	0.02	eurgbp	0.76500	0.00000	0.00000	2016.01.22 15:29:02	0.75453	0.00	0.00	0.11	30.00
16779462	2016.01.20 12:21:30	buy	0.01	eurgbp	0.77172	0.00000	0.77500	2016.01.22 15:29:17	0.75436	0.00	0.00	-0.13	-24.87
16715535	2016.01.18 17:34:15	sell	0.02	eurgbp	0.76223	0.00000	0.74900	2016.01.22 15:29:25	0.75459	0.00	0.00	0.13	21.90
16660543	2016.01.15 00:44:13	sell	0.03	usdcad	1.43608	0.00000	1.40800	2016.01.25 03:08:29	1.41536	0.00	0.00	-0.08	43.92
16834910	2016.01.21 15:51:32	sell	0.02	usdcad	1.44094	0.00000	1.40950	2016.01.25 03:09:05	1.41533	0.00	0.00	-0.02	36.19
16660547	2016.01.15 00:44:20	sell	0.02	usdcad	1.43609	0.00000	1.38950	2016.01.27 00:52:29	1.41167	0.00	0.00	-0.09	34.60
16955559	2016.01.27 02:58:45	sell	0.02	usdcad	1.41086	0.00000	1.40500	2016.01.27 14:32:00	1.40491	0.00	0.00	0.00	8.47
													[tp]
16894403	2016.01.25 03:08:00	sell	0.03	usdcad	1.41517	0.00000	0.00000	2016.01.27 17:06:39	1.41013	0.00	0.00	-0.02	10.72
16953333	2016.01.27 00:53:23	sell	0.02	usdcad	1.41171	0.00000	1.40250	2016.01.27 17:07:10	1.41061	0.00	0.00	0.00	1.56
16953334	2016.01.27 00:53:26	buy	0.02	usdcad	1.41190	0.00000	0.00000	2016.01.27 17:07:15	1.41028	0.00	0.00	0.00	-2.30
16835605	2016.01.21 15:58:14	sell	0.02	audcad	0.99778	0.00000	0.98350	2016.01.27 17:09:57	0.99360	0.00	0.00	-0.40	5.93
16828337	2016.01.21 15:13:55	sell	0.02	gbpusd	1.41108	0.00000	1.40500	2016.01.27 17:22:36	1.42442	0.00	0.00	-0.04	-26.68
16880799	2016.01.22 15:51:07	sell	0.02	chfjpy	116.450	0.000	115.400	2016.01.27 21:35:00	117.082	0.00	0.00	0.04	-10.63
16880805	2016.01.22 15:51:14	buy	0.02	chfjpy	116.469	0.000	0.000	2016.01.27 21:35:44	117.092	0.00	0.00	-0.15	10.49
16988707	2016.01.28 00:08:31	buy	0.03	gbpusd	1.42378	0.00000	1.43500	2016.01.28 03:35:11	1.42488	0.00	0.00	0.00	3.30
16983969	2016.01.27 21:33:47	sell	0.04	usdcad	1.40984	0.00000	1.40250	2016.01.28 15:59:36	1.40233	0.00	0.00	-0.04	21.42
													[tp]
16943446	2016.01.26 17:08:46	sell	0.03	usdcad	1.41287	0.00000	1.39800	2016.01.28 16:12:12	1.39811	0.00	0.00	-0.04	31.67

PRO version Are you a developer? Try out the HTML to PDF API pdfcrowd.com

													[tp]
16976347	2016.01.27 17:45:37	sell	0.04	usdcad	1.40725	0.00000	1.39600	2016.01.28 16:22:26	1.39599	0.00	0.00	-0.04	32.26
													[tp]
16879974	2016.01.22 15:25:10	sell	0.03	usdcad	1.41639	0.00000	1.39500	2016.01.28 16:23:01	1.39494	0.00	0.00	-0.06	46.13
													[tp]
16894410	2016.01.25 03:08:57	sell	0.02	usdcad	1.41517	0.00000	1.39500	2016.01.28 16:23:01	1.39494	0.00	0.00	-0.04	29.00
													[tp]
17012510	2016.01.28 16:53:21	buy	0.02	usdcad	1.40103	0.00000	1.40600	2016.01.28 17:26:49	1.40602	0.00	0.00	0.00	7.10
													[tp]
16975685	2016.01.27 17:26:57	sell	0.01	gbpusd	1.42351	0.00000	1.41500	2016.01.29 18:57:35	1.41836	0.00	0.00	-0.01	5.15
17012512	2016.01.28 16:53:25	sell	0.02	usdcad	1.40094	0.00000	1.39400	2016.02.01 00:03:15	1.39761	0.00	0.00	-0.02	4.77
17012485	2016.01.28 16:52:48	sell	0.05	usdcad	1.40118	0.00000	1.38500	2016.02.01 00:06:53	1.39772	0.00	0.00	-0.04	12.38
16881134	2016.01.22 15:56:16	buy	0.02	gbpusd	1.43260	0.00000	0.00000	2016.02.01 00:07:40	1.42470	0.00	0.00	-0.10	-15.80
16715307	2016.01.18 17:16:59	sell	0.02	audcad	0.99850	0.00000	0.98550	2016.02.01 00:08:43	0.99003	0.00	0.00	-1.35	12.12
17061746	2016.01.29 19:00:09	sell	0.02	gbpusd	1.41807	0.00000	1.41300	2016.02.01 00:09:30	1.42490	0.00	0.00	-0.01	-13.66
16988709	2016.01.28 00:08:40	buy	0.02	gbpusd	1.42378	0.00000	0.00000	2016.02.01 00:09:53	1.42468	0.00	0.00	0.00	1.80
17066653	2016.02.01 00:06:14	buy	0.04	usdcad	1.39781	0.00000	1.42200	2016.02.01 07:09:00	1.39941	0.00	0.00	0.00	4.57
16988708	2016.01.28 00:08:36	sell	0.02	gbpusd	1.42353	0.00000	1.41250	2016.02.01 07:10:31	1.42661	0.00	0.00	-0.02	-6.16
16715308	2016.01.18 17:17:04	buy	0.02	audcad	0.99870	0.00000	0.00000	2016.02.01 07:11:06	0.99024	0.00	0.00	0.65	-12.09
16715306	2016.01.18 17:16:55	buy	0.02	audcad	0.99869	0.00000	1.01500	2016.02.01 17:41:58	0.99293	0.00	0.00	0.65	-8.22
17076154	2016.02.01 09:43:52	buy	0.03	gbpusd	1.42574	0.00000	1.44800	2016.02.02 00:15:13	1.44291	0.00	0.00	0.00	51.51
16737536	2016.01.19 13:16:20	buy	0.02	gbpusd	1.43140	0.00000	1.45400	2016.02.02 00:15:23	1.44291	0.00	0.00	-0.14	23.02
17103562	2016.02.02 02:06:09	buy	0.04	usdcad	1.39544	0.00000	1.40600	2016.02.02 04:09:06	1.39532	0.00	0.00	0.00	-0.34
17102969	2016.02.02 01:21:39	sell	0.04	usdcad	1.39429	0.00000	1.39080	2016.02.02 04:09:46	1.39546	0.00	0.00	0.00	-3.35
17102649	2016.02.02 00:59:02	buy	0.04	usdcad	1.39527	0.00000	0.00000	2016.02.02 04:09:54	1.39532	0.00	0.00	0.00	0.14
17105447	2016.02.02 04:06:33	buy	0.03	gbpusd	1.44333	0.00000	1.45000	2016.02.03 13:48:26	1.45030	0.00	0.00	0.00	20.91
													[tp]
17105444	2016.02.02 04:05:55	buy	0.02	gbpusd	1.44337	0.00000	1.45100	2016.02.03 14:46:11	1.45103	0.00	0.00	0.00	15.32

PRO version Are you a developer? Try out the HTML to PDF API pdfcrowd.com

														[tp]
17108752	2016.02.02 06:45:34	sell	0.03	gbpusd	1.44116	0.00000	1.42600	2016.02.03 16:00:29	1.45281	0.00	0.00	-0.01	-34.95	
17162970	2016.02.03 15:55:53	buy	0.03	gbpusd	1.45308	0.00000	0.00000	2016.02.03 16:00:35	1.45288	0.00	0.00	0.00	-0.60	
17163003	2016.02.03 15:57:02	buy	0.03	gbpusd	1.45308	0.00000	1.45450	2016.02.03 16:09:03	1.45349	0.00	0.00	0.00	1.23	
17162997	2016.02.03 15:56:47	buy	0.02	gbpusd	1.45309	0.00000	0.00000	2016.02.03 16:09:12	1.45364	0.00	0.00	0.00	1.10	
17163986	2016.02.03 16:12:03	buy	0.03	gbpusd	1.45438	0.00000	1.45620	2016.02.03 16:23:59	1.45625	0.00	0.00	0.00	5.61	
														[tp]
16779237	2016.01.20 12:12:52	buy	0.04	usdcad	1.46441	0.00000	1.48000	2016.02.03 17:02:06	1.38643	0.00	0.00	-0.44	-224.98	
														so: 80.0%/21.7/27.1
17165046	2016.02.03 16:30:52	sell	0.01	gbpusd	1.45504	0.00000	1.44500	2016.02.03 17:02:48	1.45885	0.00	0.00	0.00	-3.81	
17076153	2016.02.01 09:43:49	sell	0.03	gbpusd	1.42556	0.00000	1.41500	2016.02.03 17:03:10	1.45829	0.00	0.00	-0.02	-98.19	
16747439	2016.01.19 17:15:21	sell	0.02	gbpusd	1.41376	0.00000	1.40900	2016.02.03 17:03:19	1.45828	0.00	0.00	-0.15	-89.04	
17107212	2016.02.02 05:47:30	buy	0.03	chfjpy	118.458	0.000	0.000	2016.02.03 17:03:30	117.204	0.00	0.00	-0.08	-31.79	
17107209	2016.02.02 05:47:26	sell	0.03	chfjpy	118.445	0.000	116.500	2016.02.03 17:03:38	117.216	0.00	0.00	0.04	31.14	
16976187	2016.01.27 17:39:10	sell	0.03	usdcad	1.40770	0.00000	1.38255	2016.02.03 19:09:23	1.38410	0.00	0.00	-0.07	51.15	
17073942	2016.02.01 07:13:53	sell	0.05	usdcad	1.39925	0.00000	1.38230	2016.02.03 20:02:52	1.38231	0.00	0.00	-0.04	61.27	
														[tp]
16779248	2016.01.20 12:13:32	buy	0.02	usdcad	1.46459	0.00000	1.47800	2016.02.03 20:02:55	1.38199	0.00	0.00	-0.24	-119.54	
														so: 77.3%/15.5/20.0
16779234	2016.01.20 12:12:31	buy	0.02	usdcad	1.46440	0.00000	1.48100	2016.02.03 20:06:02	1.38142	0.00	0.00	-0.24	-120.14	
														so: 79.9%/12.8/16.0
16805969	2016.01.21 00:57:32	buy	0.02	usdcad	1.45110	0.00000	1.47800	2016.02.03 20:08:46	1.38085	0.00	0.00	-0.19	-101.75	
														so: 76.8%/9.2/12.0
16894402	2016.01.25 03:07:56	buy	0.03	usdcad	1.41529	0.00000	1.47800	2016.02.03 21:06:47	1.37986	0.00	0.00	-0.19	-77.03	
														so: 79.4%/6.4/8.0
17178313	2016.02.03 19:10:57	buy	0.01	usdcad	1.38462	0.00000	1.39500	2016.02.03 21:10:45	1.38008	0.00	0.00	0.00	-3.29	
17011164	2016.01.28 16:28:09	sell	0.05	usdcad	1.39759	0.00000	1.37870	2016.02.03 21:25:11	1.37873	0.00	0.00	-0.08	68.40	
														[tp]

PRO version Are you a developer? Try out the HTML to PDF API pdfcrowd.com

17184331	2016.02.03 21:11:49	sell	0.02	usdcad	1.38026	0.00000	1.37900	2016.02.03 22:17:12	1.37790	0.00	0.00	0.00	3.43
													[tp]
16953332	2016.01.27 00:53:16	buy	0.03	usdcad	1.41175	0.00000	1.45000	2016.02.03 22:17:13	1.37780	0.00	0.00	-0.15	-73.92
												so: 72.6%/7.3/10.0	
16894411	2016.01.25 03:09:00	buy	0.02	usdcad	1.41533	0.00000	1.45350	2016.02.04 03:01:49	1.37499	0.00	0.00	-0.20	-58.68
												so: 78.5%/3.1/4.0	
17222638	2016.02.04 22:43:27	balance	Deposit. National Australia B										80.00
17229317	2016.02.05 07:08:07	sell	0.01	gbpcad	1.99959	0.00000	1.99250	2016.02.05 11:18:00	1.99258	0.00	0.00	0.00	5.10
													[tp]
17223166	2016.02.04 23:41:09	buy	0.01	gbpcad	2.00671	0.00000	2.03000	2016.02.08 09:09:32	2.01352	0.00	0.00	-0.02	4.91
17223167	2016.02.04 23:41:15	sell	0.02	gbpcad	2.00639	0.00000	1.98950	2016.02.09 17:09:18	1.98954	0.00	0.00	-0.03	24.44
													[tp]
17223168	2016.02.04 23:41:17	buy	0.02	gbpcad	2.00669	0.00000	2.03000	2016.02.10 07:02:00	2.01337	0.00	0.00	-0.12	9.59
17313123	2016.02.09 17:55:04	sell	0.01	gbpcad	2.00204	0.00000	1.98800	2016.02.10 07:02:22	2.01365	0.00	0.00	0.00	-8.34
17313124	2016.02.09 17:55:07	buy	0.01	gbpcad	2.00222	0.00000	0.00000	2016.02.10 07:02:27	2.01352	0.00	0.00	-0.01	8.12
17314648	2016.02.09 18:43:53	buy	0.01	gbpusd	1.45022	0.00000	1.45500	2016.02.10 14:35:08	1.45539	0.00	0.00	-0.01	5.17
													[tp]
17339024	2016.02.10 17:16:36	buy	0.01	gbpusd	1.44647	0.00000	1.45500	2016.02.11 02:44:14	1.45511	0.00	0.00	-0.02	8.64
													[tp]
17283564	2016.02.08 21:43:52	sell	0.02	audjpy	81.722	0.000	79.450	2016.02.11 10:17:49	79.447	0.00	0.00	-0.60	40.55
													[tp]
17223123	2016.02.04 23:31:41	sell	0.02	cadchf	0.72145	0.00000	0.69200	2016.02.11 10:38:31	0.69201	0.00	0.00	-0.55	60.87
													[tp]
17283737	2016.02.08 21:52:55	sell	0.02	gbpusd	1.44309	0.00000	1.42900	2016.02.11 14:36:31	1.44035	0.00	0.00	-0.04	5.48
17283749	2016.02.08 21:53:37	buy	0.01	gbpusd	1.44302	0.00000	1.45850	2016.02.11 14:36:38	1.44023	0.00	0.00	-0.04	-2.79
17283752	2016.02.08 21:53:41	sell	0.01	gbpusd	1.44276	0.00000	0.00000	2016.02.11 14:36:45	1.44003	0.00	0.00	-0.01	2.73
17428008	2016.02.15 16:59:55	sell	0.03	gbpusd	1.44747	0.00000	1.42400	2016.02.17 16:27:25	1.42539	0.00	0.00	-0.02	66.24
17408500	2016.02.12 17:16:19	buy	0.02	eurcad	1.56806	0.00000	1.59600	2016.02.17 16:37:27	1.53616	0.00	0.00	-0.24	-46.19

PRO version Are you a developer? Try out the HTML to PDF API pdfcrowd.com

17408501	2016.02.12 17:16:23	sell	0.02	eurcad	1.56753	0.00000	0.00000	2016.02.17 16:37:30	1.53698	0.00	0.00	0.12	45.68
17408658	2016.02.12 17:24:06	buy	0.01	gbpcad	2.01342	0.00000	2.08000	2016.02.17 16:38:36	1.96791	0.00	0.00	-0.03	-32.97
17408659	2016.02.12 17:24:10	sell	0.01	gbpcad	2.01324	0.00000	0.00000	2016.02.17 16:38:40	1.96817	0.00	0.00	0.00	32.65
17223126	2016.02.04 23:31:46	buy	0.02	cadchf	0.72168	0.00000	0.75900	2016.02.18 00:25:17	0.72599	0.00	0.00	0.60	8.69
17374920	2016.02.11 14:38:39	sell	0.01	cadchf	0.69570	0.00000	0.68250	2016.02.18 00:25:28	0.72646	0.00	0.00	-0.26	-30.97
17374922	2016.02.11 14:38:44	buy	0.01	cadchf	0.69581	0.00000	0.00000	2016.02.18 00:25:32	0.72599	0.00	0.00	0.13	30.41
17427760	2016.02.15 16:49:08	sell	0.02	eurjpy	127.502	0.000	126.350	2016.02.18 13:58:36	126.348	0.00	0.00	0.03	20.27
													[tp]
17509233	2016.02.18 18:29:23	sell	0.03	eurjpy	125.895	0.000	125.355	2016.02.19 11:08:54	125.352	0.00	0.00	0.01	14.42
													[tp]
17509514	2016.02.18 18:39:56	sell	0.02	gbpusd	1.43238	0.00000	1.42500	2016.02.19 15:32:36	1.42484	0.00	0.00	0.00	15.08
													[tp]
17481176	2016.02.17 16:53:27	sell	0.02	sgdjpy	80.986	0.000	79.850	2016.02.19 19:08:59	79.954	0.00	0.00	-0.25	18.37
17537222	2016.02.19 19:06:46	sell	0.02	gbpusd	1.43269	0.00000	1.42500	2016.02.22 08:04:17	1.42852	0.00	0.00	0.00	8.34
17547457	2016.02.22 08:05:42	sell	0.02	gbpusd	1.42798	0.00000	1.42500	2016.02.22 09:06:38	1.42499	0.00	0.00	0.00	5.98
													[tp]
17408628	2016.02.12 17:21:45	sell	0.02	gbpcad	2.01320	0.00000	1.95250	2016.02.22 09:31:27	1.95228	0.00	0.00	0.01	88.55
													[tp]
17480425	2016.02.17 16:30:50	sell	0.02	gbpusd	1.42357	0.00000	1.41900	2016.02.22 09:31:27	1.41886	0.00	0.00	0.00	9.42
													[tp]
17408627	2016.02.12 17:21:42	buy	0.02	gbpcad	2.01353	0.00000	2.08000	2016.02.22 10:59:37	1.94832	0.00	0.00	-0.12	-94.89
													so: 80.0%/34.4/43.0
17428012	2016.02.15 16:59:58	buy	0.03	gbpusd	1.44762	0.00000	0.00000	2016.02.22 10:59:39	1.41717	0.00	0.00	-0.01	-91.35
													so: 73.8%/31.7/42.9
17546498	2016.02.22 06:39:27	sell	0.02	gbpsgd	2.00362	0.00000	1.98800	2016.02.22 10:59:39	1.98798	0.00	0.00	0.00	22.30
													[tp]
17427755	2016.02.15 16:49:01	buy	0.03	eurjpy	127.516	0.000	132.000	2016.02.22 10:59:42	125.075	0.00	0.00	-0.11	-64.92
													so: 78.8%/27.0/34.2

PRO version Are you a developer? Try out the HTML to PDF API pdfcrowd.com

17509512	2016.02.18 18:39:50	buy	0.03	gbpusd	1.43259	0.00000	1.45000	2016.02.22 10:59:42	1.41636	0.00	0.00	0.00	-48.69
													so: 58.5%/24.0/40.9
17427764	2016.02.15 16:49:16	buy	0.02	eurjpy	127.516	0.000	133.000	2016.02.22 10:59:43	125.074	0.00	0.00	-0.06	-43.30
													so: 70.4%/22.8/32.3
17546497	2016.02.22 06:39:23	buy	0.03	gbpsgd	2.00398	0.00000	2.04000	2016.02.22 10:59:43	1.98582	0.00	0.00	0.00	-38.85
													so: 59.3%/21.8/36.8
17509515	2016.02.18 18:39:59	buy	0.02	gbpusd	1.43254	0.00000	0.00000	2016.02.22 10:59:44	1.41649	0.00	0.00	0.00	-32.10
													so: 79.2%/22.3/28.2
17375234	2016.02.11 14:45:48	sell	0.02	audjpy	79.357	0.000	78.550	2016.02.22 11:43:17	81.087	0.00	0.00	-1.14	-30.63
													so: 79.9%/18.0/22.5
17546500	2016.02.22 06:39:32	buy	0.02	gbpsgd	2.00398	0.00000	0.00000	2016.02.22 11:43:17	1.98562	0.00	0.00	0.00	-26.18
													so: 71.3%/18.1/25.3
17480277	2016.02.17 16:27:43	sell	0.02	gbpusd	1.42502	0.00000	1.40900	2016.02.22 14:32:42	1.40884	0.00	0.00	0.00	32.36
													[tp]
17283565	2016.02.08 21:43:57	buy	0.02	audjpy	81.739	0.000	85.000	2016.02.22 18:05:23	81.631	0.00	0.00	1.12	-1.92
17536629	2016.02.19 18:39:35	sell	0.04	eurjpy	125.235	0.000	0.000	2016.02.22 18:05:45	124.592	0.00	0.00	0.01	22.76
17537153	2016.02.19 19:03:21	sell	0.01	eurjpy	125.029	0.000	0.000	2016.02.22 18:05:50	124.578	0.00	0.00	0.00	3.99
17565698	2016.02.22 18:33:03	buy	0.01	gbpusd	1.41365	0.00000	1.44000	2016.02.23 03:34:17	1.41401	0.00	0.00	0.00	0.36
17565240	2016.02.22 18:07:51	buy	0.02	gbpusd	1.41229	0.00000	1.47000	2016.02.23 03:35:02	1.41403	0.00	0.00	0.00	3.48
17565545	2016.02.22 18:25:02	sell	0.02	sgdjpy	80.727	0.000	79.600	2016.02.23 10:05:48	79.599	0.00	0.00	-0.06	20.17
													[tp]
17565200	2016.02.22 18:06:33	sell	0.02	gbpusd	1.41171	0.00000	1.40550	2016.02.23 16:30:27	1.40798	0.00	0.00	0.00	7.46
17590245	2016.02.23 16:32:12	buy	0.02	gbpusd	1.40804	0.00000	1.44000	2016.02.23 18:14:18	1.40984	0.00	0.00	0.00	3.60
17593974	2016.02.23 18:14:52	sell	0.02	gbpusd	1.40964	0.00000	1.40600	2016.02.23 18:54:01	1.40607	0.00	0.00	0.00	7.14
													[tp]
17565244	2016.02.22 18:08:00	sell	0.01	gbpusd	1.41215	0.00000	1.40350	2016.02.23 19:00:34	1.40332	0.00	0.00	0.00	8.83
													[tp]
17565470	2016.02.22 18:20:22	buy	0.01	gbpsgd	1.97798	0.00000	0.00000	2016.02.23 21:17:47	1.97152	0.00	0.00	-0.03	-4.59

PRO version Are you a developer? Try out the HTML to PDF API pdfcrowd.com

17595532	2016.02.23 19:11:02	buy	0.02	gbpusd	1.40235	0.00000	1.42000	2016.02.23 21:41:39	1.40752	0.00	0.00	0.00	-1.66
17573365	2016.02.23 03:38:27	sell	0.01	gbpsgd	1.98302	0.00000	1.96900	2016.02.24 02:05:47	1.96898	0.00	0.00	-0.02	9.98
													[tp]
17565469	2016.02.22 18:20:19	sell	0.01	gbpsgd	1.97742	0.00000	1.96700	2016.02.24 04:04:07	1.96688	0.00	0.00	-0.04	7.50
													[tp]
17597250	2016.02.23 21:45:06	sell	0.03	sgdjpy	79.695	0.000	79.400	2016.02.24 05:20:19	79.402	0.00	0.00	-0.10	7.86
													[tp]
17602746	2016.02.24 03:39:01	sell	0.02	gbpsgd	1.97092	0.00000	1.96550	2016.02.24 07:28:23	1.96548	0.00	0.00	0.00	7.73
													[tp]
17597222	2016.02.23 21:42:12	sell	0.03	gbpusd	1.40123	0.00000	1.39500	2016.02.24 11:10:03	1.39515	0.00	0.00	0.00	18.24
													[tp]
17607407	2016.02.24 08:59:59	sell	0.03	gbpsgd	1.96642	0.00000	1.95900	2016.02.24 11:11:06	1.95898	0.00	0.00	0.00	15.89
													[tp]
17480281	2016.02.17 16:27:46	buy	0.02	gbpusd	1.42520	0.00000	0.00000	2016.02.24 11:36:03	1.39223	0.00	0.00	-0.01	-65.94
													so: 80.0%/18.1/22.7
17481179	2016.02.17 16:53:29	buy	0.02	sgdjpy	81.018	0.000	84.300	2016.02.24 12:43:11	79.454	0.00	0.00	0.06	-27.98
													so: 79.5%/13.5/17.0
17481175	2016.02.17 16:53:23	buy	0.02	sgdjpy	81.017	0.000	83.000	2016.02.24 12:43:12	79.453	0.00	0.00	0.06	-27.99
													so: 75.2%/12.8/17.0
17565251	2016.02.22 18:08:06	buy	0.01	gbpusd	1.41222	0.00000	0.00000	2016.02.24 12:43:12	1.38949	0.00	0.00	0.00	-22.73
													so: 73.6%/12.5/17.0
17573364	2016.02.23 03:38:24	buy	0.01	gbpsgd	1.98338	0.00000	2.01300	2016.02.24 12:43:16	1.95402	0.00	0.00	-0.03	-20.87
													so: 79.0%/11.2/14.2
17605440	2016.02.24 06:42:51	sell	0.04	sgdjpy	79.358	0.000	78.850	2016.02.24 16:22:43	79.226	0.00	0.00	0.00	4.73
17565468	2016.02.22 18:20:15	buy	0.01	gbpsgd	1.97798	0.00000	2.01500	2016.02.24 16:23:59	1.96512	0.00	0.00	-0.06	-9.12
17573372	2016.02.23 03:38:30	buy	0.01	gbpsgd	1.98338	0.00000	0.00000	2016.02.24 16:24:04	1.96522	0.00	0.00	-0.03	-12.87
17621401	2016.02.24 16:41:34	sell	0.02	gbpusd	1.39153	0.00000	1.38600	2016.02.26 18:01:54	1.38580	0.00	0.00	-0.03	11.46
													[tp]

PRO version Are you a developer? Try out the HTML to PDF API pdfcrowd.com

17602922	2016.02.24 03:49:37	buy	0.02	usdcad	1.38033	0.00000	1.44250	2016.02.29 06:02:08	1.35918	0.00	0.00	-0.05	-40.13
17602924	2016.02.24 03:49:41	sell	0.02	usdcad	1.38019	0.00000	0.00000	2016.02.29 06:02:12	1.35335	0.00	0.00	0.01	39.66
17602859	2016.02.24 03:46:07	buy	0.02	nzdjpy	74.114	0.000	76.200	2016.03.03 06:18:34	76.204	0.00	0.00	0.99	36.63
													[tp]
17602858	2016.02.24 03:46:03	sell	0.02	nzdjpy	74.098	0.000	72.350	2016.03.04 15:29:55	76.978	0.00	0.00	-1.43	-50.59
												so: -51.5%/-5.7/11.0	
17697797	2016.02.29 06:09:05	sell	0.03	gbpusd	1.38554	0.00000	1.35500	2016.03.04 15:29:55	1.41508	0.00	0.00	-0.07	-88.62
												so: -163.2%/-4.3/2.6	
17697806	2016.02.29 06:10:28	sell	0.01	gbpusd	1.38552	0.00000	0.00000	2016.03.04 15:29:56	1.41593	0.00	0.00	-0.02	-30.41
												so: -54.2%/-4.5/8.3	
17712434	2016.02.29 16:56:48	buy	0.01	gbpsgd	1.95358	0.00000	0.00000	2016.03.04 15:29:56	1.94962	0.00	0.00	-0.14	-2.86
												so: -35.8%/-4.0/11.1	
17712436	2016.02.29 16:56:54	sell	0.01	gbpsgd	1.95332	0.00000	1.94500	2016.03.04 15:29:56	1.95678	0.00	0.00	-0.11	-2.50
												so: -47.9%/-6.7/13.9	
17621402	2016.02.24 16:41:39	buy	0.02	gbpusd	1.39168	0.00000	1.47000	2016.03.04 15:29:57	1.41326	0.00	0.00	-0.04	43.16
												so: -97.2%/-5.4/5.6	
17621406	2016.02.24 16:41:56	buy	0.02	gbpusd	1.39186	0.00000	0.00000	2016.03.04 15:29:57	1.41322	0.00	0.00	-0.04	42.72
												so: -50.6%/-5.6/11.1	
										0.00	0.00	-4 512.18	-107 018.16
												Closed P/L:	**-111 530.34**

Open Trades:

Ticket	Open Time	Type	Volume	Item	Price	S / L	T / P		Price	Commission	Taxes	Swap	Profit
No transactions													
										0.00	0.00	0.00	0.00
												Floating P/L:	**0.00**

Working Orders:

Ticket	Open Time	Type	Volume	Item	Price	S / L	T / P	Market Price	
No transactions									

PRO version Are you a developer? Try out the HTML to PDF API pdfcrowd.com

Summary:

Deposit/Withdrawal:	**111 525.15**	**Credit Facility:**	**0.00**		
Closed Trade P/L:	**-111 530.34**	**Floating P/L:**	**0.00**	**Margin:**	**0.00**
Balance:	**-5.19**	**Equity:**	**-5.19**	**Free Margin:**	**-5.19**

Tier 1 ECN Counterparty [QEP Client]: BOA, UBS, HSBC, Citibank, BNP Paribas, Goldman Sachs, Morgan Stanely JPMorganChase, RBS

PRO version Are you a developer? Try out the HTML to PDF API pdfcrowd.com

Attachment D

IC Markets – CONTRACTS FOR DIFFERENCE PRODUCT DISCLOSURE STATEMENT

International Capital Markets Pty Limited
ABN 12 123 289 109
AFS Licence No. 335 692

Contents

Section 1 – Important Information 2
Section 2 – Regulatory Guide 227 2
Section 3 – Features 3
Section 4 – How to Trade 5
Section 5 – Significant Risks 16
Section 6 – Costs, Fees & Charges 19
Section 7 – General Information 20
Section 8 – Glossary 22
Section 9 – Account Terms 24

Section 1 – Important Information

1.1 THIS PDS

This Product Disclosure Statement (**PDS**) is dated 24th November, 2016 and was prepared by International Capital Markets Pty Limited ABN 12 123 289 109 (**IC Markets**); Australian Financial Services Licence No. 335 692. IC Markets is the issuer of over-the-counter derivatives being contracts for differences (**CFDs**) described in this PDS. It describes the key features of CFDs, their benefits, risks, the costs and fees of trading in CFDs and other related information. CFDs are sophisticated financial products so you should read this PDS and the Account Terms in full before making any decision to invest in them.

This PDS is designed to help you decide whether the CFDs described in this PDS are appropriate for you. You may also use this PDS to compare this financial product with similar financial products (e.g. CFDs) offered by other issuers.

Some expressions used in this PDS have definitions given in the Glossary at the end of this PDS (see Section 8).

YOUR LIABILITY
CFDs are speculative products. They can be highly geared and carry significantly higher risk than non-geared financial products.
Your potential liability is not limited to the amount you pay IC Markets or we keep in trust for you. We may ask you to pay amounts in excess of those amounts to cover any shortfall. Your liability on short CFDs can be unlimited.
You should only invest in CFDs if you are experienced in derivatives, OTC financial products and understand and accept the risks and terms of our CFDs.
You should get your own financial, legal and tax advice as to whether CFDs are appropriate for you and carefully consider the risks of CFDs and your capacity to meet your liability before investing in CFDs.

1.2 IC MARKETS DOES NOT GIVE PERSONAL ADVICE

IC Markets will not give you personal financial advice. This PDS does not constitute a recommendation or opinion that CFDs are appropriate for you.

Potential investors should be experienced in derivatives and understand and accept the risks of investing in CFDs. The information in this PDS is general only and does not take into account your personal objectives, financial situation or needs. This PDS does not constitute advice to you on whether CFDs are appropriate for you. This PDS describes the CFDs which are issued to you in accordance with the Account Terms. You should read all of this PDS and the Account Terms before making a decision to deal in financial products covered by this PDS. We recommend that you contact us if you have any questions arising from this PDS or the Account Terms prior to entering into any transactions with us. IC Markets recommends that you consult your adviser or obtain independent advice before trading.

1.3 YOUR SUITABILITY TO TRADE CFDs

If we ask you for your personal information to assess your suitability to trade CFDs and we accept your application to trade CFDs. This does not constitute personal or any other advice to you. You must not rely on our assessment of your suitability since it is based on the information you provide us and the assessment is only for our purposes of deciding whether to open an account for you and is separate from your decision to trade CFDs. You remain solely responsible for your own assessments of the features and risks and seeking your own advice on whether CFDs or any particular CFD Transactions are suitable for you.

1.4 CURRENCY OF PDS

The information in this PDS is up to date at the time it was prepared but is subject to change at any time. Any updates will be posted on our website (www.icmarkets.com). A copy of this PDS and the Account Terms can be downloaded from the website or you can call IC Markets to request that a paper copy of them be provided to you free of charge. If the new information is information which is materially adverse to you, we will issue either a new PDS or a supplementary PDS containing the new information. If the new information is not materially adverse to you, you will be able to find updated information on our website (www.icmarkets.com) or by calling us using the contact details given below. If you ask us, we will send you without charge a paper copy of the information.

1.5 CONTACT

International Capital Markets Pty Ltd (IC Markets) headquartered office can be contacted at:

Level 6
309 Kent Street
Sydney NSW 2000

Toll Free:	1300 600 644
Telephone:	+61 (02)8014 4280
Email:	info@icmarkets.com
or via our website at:	www.icmarkets.com

Section 2 – Regulatory Guide 227

Regulatory Guide 227 (RG227) issued by ASIC sets out 7 disclosure benchmarks for over the counter contracts for difference. Product disclosure statements must address the benchmarks on an "if not, why not" basis. The table below sets out IC Markets disclosure against the benchmarks for this PDS.

Benchmark	Meets	Explanation
1. Client Qualification	✓	IC Markets has in place a written client qualification policy which requires all new clients to be assessed and show sufficient experience and product knowledge prior to being able to trade. See Section 3.8 and our website for further details.
2. Opening Collateral	×	This benchmark assumes an issuer only accepts cash or cash equivalents (such as credit cards) as opening collateral when establishing an account and limits credit card payments to $1000. IC Markets does not meet this benchmark because it accepts credit cards as well as payments via Bpay and bank transfer and does not place limits on credit card payments in order to maximise payment flexibility and not restrict your choice of funding. See Section 4.7 for further information.
3. Counterparty Risk – Hedging	✓	IC Markets has in place a written policy which outlines how we manage our exposure to market risk from client positions and how we identify our hedging counterparties. See Section 4.20 and our website for further information.
4. Counterparty Risk – Financial Resources	Partly	IC Markets has in place a written policy outlining how we comply with our financial obligations and we ensure that we have sufficient financial resources to meet our liabilities. See Section 4.20 for further information. IC Markets would meet this benchmark except that it only makes available copies of its latest audited financial statements by inspection at its offices (free of charge).
5. Client Money	✓	IC Markets has a well defined policy regarding the use of Client Money. See Section 4.7 for further information.
6. Suspended or halted underlying assets	✓	IC Markets does not allow trading in positions when there is a trading halt in the underlying reference instrument. See Section 4.15 for further information.

7. Margin Calls	✓	IC Markets has a clear policy in relation to margin and our rights to close out positions. See Section 4.8 for further information.

Section 3 – Features

Key Information

3.1 KEY FEATURES OF CFDs:

- CFDs are sophisticated, high-risk, over-the-counter derivatives issued by IC Markets. They are not exchange-traded.
- You must fund your Account with IC Markets before any CFD can be issued to you. You do this by paying at least the Initial Margin.
- You remain liable to pay later Variation Margins and to maintain the required amount of Margin cover. If you do not maintain the required Margin cover or you do not pay the required Margin call by the required time, your CFDs can be Closed Out and you remain liable to pay for any remaining shortfall.
- CFDs are leveraged instruments since you are required to pay to IC Markets the Margin component only, not the full value of the underlying investment.

3.2 KEY BENEFITS OF CFDS:

- **Trade World Markets** - CFDs allow indirect investment exposure to a very large number of financial products traded on Exchanges around the world on an over the counter basis.
- **Short Selling** - They allow you to speculate and benefit from a fall in price. This is referred to as 'short-selling'.
- **Leverage** - The leverage afforded to you from dealing in CFDs allows you to obtain a larger exposure to the Underlying Instrument over which the CFD is based at a fraction of the outlay that you would have to otherwise put up if you were to buy the instrument itself. They allow potential profits significant to the outlay, as well as significant or even unlimited losses.
- **Low Transaction Costs** – Relatively low transaction costs mean CFDs are a cost effective and convenient way of gaining exposure to the world financial markets without having to purchase the Underlying Instrument itself.
- **Hedging** – CFDs can be used to hedge investments and reduce existing market risk. CFDs can be used to hedge directly, on a portfolio basis, or to cover specific risks of investments.
- **Speculation** – In addition to using CFDs as a risk management tool they can also be used to speculate on price movements in a particular market.
- **Trade in Small Amounts** – The minimum opening balance required is USD $200 or equivalent, with the minimum margin requirement being as little as $1 allowing you to gain exposure to larger position with a relatively small outlay.
- **Liquidity –** Foreign Exchange CFDs offer superior liquidity pricing access, particularly in the major currencies. Liquidity helps ensure price stability and low spreads.
- **Real time quotes –** Our online trading platforms allow real time quotes ensuring up to date information is provided almost 24 hours a day on any market that is opened.
- **Provide Cash Flow Certainty** – Foreign exchange CFDs allow you to agree a rate now for a time in the future allowing you to determine the exact cost of the currency and giving certainty over the flow of funds. Any profit or loss would be offset against the higher or lower price you have to pay for the currency.
- **Protect an Exchange Rate** – Foreign exchange CFDs can be used to protect against adverse market movements. Volatility can be managed using stop loss orders that protect against adverse market swings yet secure market rates. Stop loss orders can be used to eliminate downside if the exchange rate reaches a particular level. Limit orders can also be used to benefit from favourable market movements.

3.3 KEY RISKS OF CFDS:

These are the key risks of investing in IC Markets CFDs.

- **Leverage** – CFDs are leveraged as the amount you pay (the Margin) to IC Markets is typically less than the full face value of the underlying investment. You should be prepared for the greater risks from this kind of leveraged investment, including being liable to pay IC Markets more Margin than your initial outlay. Furthermore margin requirements can change rapidly due to changes in the market for the Underlying Instrument.
- **Loss of your Investment**– Your potential losses on (long or short) CFDs may exceed the amounts you pay (as Margin) for your CFDs or we hold on trust for you.
- **Unlimited Loss** – Your potential loss on CFDs may be unlimited – more than the amount you pay IC Markets for them.
- **Trust moneys are withdrawn to pay for your CFDs** – Moneys which you pay into the client moneys trust account may not be kept there but may be withdrawn to pay IC Markets, even if you pay more than the minimum Margin required. The moneys may be withdrawn as payments to IC Markets for the purposes of hedging your CFD transactions with its Hedge Counterparties, so they are not held on trust for you and you will lose the benefits of holding those moneys in a client moneys trust account.
- **Margining (Position Closure) –** You are liable to pay Margin before the CFD is issued and you may be required to pay more Margin before a CFD is closed. Your Margin requirements can change rapidly. If you do not meet your Margin requirements, including at little or no notice, all of your CFDs may be Closed Out without notice to you and you may suffer a loss.
- **Foreign Exchange** – CFDs denominated in foreign currency can expose you to rapid, significant and large changes to the value of your Account resulting from foreign exchange rate movements. This can also trigger changes in your Margin requirements.
- **Counterparty Risk (Financial Resources)** – You have the risk that IC Markets will not meet its obligations to you under the CFD contracts that you deal in. As IC Markets is the CFD product issuer, you are exposed to the financial and business risk, including the credit risk associated with trading with IC Markets. If IC Markets becomes insolvent, IC Markets may be unable to meet its obligations to you (see Section 4.20).
- **Counterparty Risk (Hedging)** - The term 'hedging' refers to the process where a financial services provider such as IC Markets reduces its exposure by entering into a corresponding trade with another entity referred to as a Hedge Counterparty. IC Markets hedges CFD transactions with its Hedge Counterparties for the purposes of disclosing this risk you need to consider the selection procedures and counterparties used by IC Markets (see Section 4.20).
- **Gapping Risk** – The term 'gapping' refers to a situation where a CFD opens at a much higher or lower price than the previous close. In currency trading 'gapping' typically occurs when the currency re-opens for trading after a weekend. When 'gapping' occurs you may not be able to exit an existing position at the price you have specified, instead your order may be filled at the next best price which may be better or worse.
- **Liquidity Risk** – Liquidity risk typically occurs in volatile markets or in circumstances where there is a major news announcement. When there is a lack of liquidity in the Underlying Instrument you may not be able to enter or exit a trade at your requested price.
- **Market Volatility –** Financial markets are subject to high volatility causing rapid price fluctuations. This is primarily due to external influences and unforseen events. This affects prices and spreads of CFDs.
- **System Risk –** Operational risk is inherent when trading online. Disruptions in operational processes such as communications, computer networks or external events may lead to trade execution problems.
- **Execution Risk (Slippage) –** We aim to always provide the best prices possible from our systems and fill orders at the requested rate, however there may be times where due to an increase in volatility or volume, some price 'slippage' may occur. This generally occurs during news events or 'gapping'. Execution is also subject to available liquidity in the Underlying Instrument. Your Orders may not be filled due to the

Underlying Instrument price moving significantly or liquidity exhausted, in which case your Order will be filled at the next available price.

- **Execution Risk (Delays) –** Execution delays may occur for a number of reasons such as technical issues with your internet connection to our servers. Connection strength may vary depending on the kind of device used, interruptions may cause a delay in the transmission of data between our servers to your trading platform.
- **Hanging Orders –** During periods of high volume it is possible that orders may hang. This is a condition where an order sits in the 'orders' window for a few moments until it has been confirmed as executed. Generally the order has been executed, just not confirmed to the trading terminal
- **Stop and limit orders not guaranteed –** Placing a stop order can limit your loss, however we do not guarantee that your stop order will be filled. Similarly, a limit order can maximise your profit but there is no guarantee that it will be filled. Your stop and limit orders may not be accepted or may be accepted at a price different from the price you have specified. You should anticipate being stopped out at a price worse than your requested price. You may suffer losses as a result.
- **Automated Trading Strategies (Expert Advisors) –** Your use of expert advisors is high risk. IC Markets has no control over the code or logic of these systems. Leaving such systems active without being present may cause significant losses. IC Markets does not accept or bear any liability in relations to the use of any automated trading strategies.
- **Execution Risk (Rollovers) –** Positions that remain open after 23:59:59 (Server time) will be subject to a rollover. Rollover involves debiting or crediting a trading account by the amount calculated in accordance with the rollover rates. During the rollover period trading will be disabled for between 0-10 minutes, this is to prevent widened spreads caused by 'end of day' in New York. You will not be able to trade over this period and may suffer a financial loss or gain as a result. IC Markets does not accept any liability over this period.
- **Hedging –** The ability to hedge allows you to hold both buy and sell positions at the same time allowing you to enter the market without taking a direction. You should be aware that there are a number of factors that affect hedged positions, these include rollover costs, price fluctuations or widening spreads. Such losses may even trigger a margin call.
- **Resending Orders –** Market volatility may create conditions that make it difficult to execute orders at a given price due to the large number of orders and/or liquidity therefore they may be resent. By the time the orders are able to be executed the price may have moved from the requested price. Limit orders will be resent until the order can be filled.

For a description of all of the significant risks relating to CFDs, please see Section 5.

3.4 COSTS OF TRADING CFDs

There are costs involved in trading CFDs. The cost depends on the type of CFD traded and includes the following:

- **Transaction Fees –** You are charged a Transaction Fee when you trade CFDs with us (unless we agree otherwise). Typically this is calculated as a percentage of the Transaction's Contract Value or dollar cost per lot in the case of Foreign Exchange CFDs.
- **Dealing Spreads –** The spread is the difference between the bid and offer prices and should be factored into trading. Although not a direct cost this is a feature of the product that should be considered prior to trading.
- **Financing Charges –** Should you hold a CFD overnight you will pay a Financing Charge if you are long and receive financing if you are short. In the case of Foreign exchange CFDs this is known as a "swap" or rollover rate and is partly dependent on the interest rate of currencies quoted in the foreign exchange pair.
- **Conversion Fees –** You will be charged a conversion fee when you convert balances in your trading Account that are not held in the base currency of your Account.
- **Stock Borrowing Fees –** If you short sell a CFD and our Hedge Counterparty charges us a stock borrowing fee on our hedge trade we may pass this cost onto you.
- **Exchange Data Fees –** Although not a direct cost of the financial products issued to you, you should you be aware that if you require live exchange prices IC Markets will be charged a royalty for the use of this data. We may pass this royalty cost onto you.
- **Bank Fees –** Although not a direct cost of the product you may be charged merchant or bank processing fees by us when you deposit or withdraw money from your trading Account.

For further relating to our fees and charges please refer to section 6 in addition to the worked to the worked examples in section 4.11 which outline how these fees and charges are calculated.

3.5 COMPARISON

The summary table below compares CFDs offered in this PDS generally with directly investing in the Underlying Instrument (Foreign Exchange, commodities, Exchange-traded shares, futures, bonds etc). As a summary, it cannot cover all features, risks and terms of all the financial products which are Underlying Instruments over which the CFDs are based. In addition to this summary you should ensure that you read the whole of this PDS in full.

Feature	CFDs Generally	Direct Investments (no leverage)
Exchange rules	No Exchange rules for CFDs, though Exchange rules might affect the Underlying Instrument and therefore indirectly affect the CFD.	Depends on investment – equities and futures may be exchange-traded under Exchange rules while many underlying Foreign Exchange and commodities markets are OTC.
Beneficial interest in Underlying Instrument	Holder of CFD has no beneficial interest or entitlement to the Underlying Instrument.	Investors have a beneficial interest and own the Instrument outright.
Equities - dividends and distributions	Holder of CFDs whose Underlying Instruments are equities has no right to dividends or distributions, though adjustments are made to the Account in respect of the gross cash value of dividends or distributions on the Underlying Instrument.	Investors have entitlement to available dividends and distributions on equities.
Equities - dividend imputation credits	Holder of CFDs whose Underlying Instruments are equities have no right to dividend imputation credits.	Investors have entitlement to available dividend imputation credits.
Equities - shareholder benefits (e.g., voting, participation in corporate actions, receiving company reports or purchase plans or shareholder discounts).	Holder of CFDs whose Underlying Instruments are equities have no right to shareholder benefits or plans or to direct IC Markets to act in respect of them; IC Markets may make adjustments in its discretion to CFD to reflect corporate actions.	Investors have entitlements (subject to custodian's rules) and must manage responses to them.
Value	Value of CFD is set by IC Markets and changes according to range of variables, including market price (or, if an index, the level) of Underlying Instrument (except in extreme cases of market disruption, when there may be a significant gap).	Value of direct investment changes according to market.
Leverage	Leveraged by investor paying upfront a Margin which is up to 100% of cost of Underlying Instrument.	No leverage (except for futures and exchange traded options).
Further Margining	Further Margining occurs.	No Margining (except for futures and exchange traded options).
Short positions	Short CFDs possible, depending on availability and regulations.	Direct investment is a 100% long position (except for

		futures and exchange traded options).
Custody	Holder has CFD; but no interest in Underlying Instrument or any Margin paid to IC Markets.	Investments are held directly by the investor or in custody according to investor's wishes.
Recourse	Holder is an unsecured creditor of IC Markets, limited by IC Markets' recourse against its Hedge Counterparty (See section 4.20).	No need for recourse except risk of custodian default or broker fraud.
Trading	By telephone or on-line trading system.	As permitted by broker.
Finance Charges	Finance Charge imposed on value of CFD position and/or Withdrawable Funds in your Account (See section 6.3).	None

3.6 NATURE OF A CFD

A CFD is a sophisticated over-the-counter financial product which allows you to make a profit or loss from changes in the market price of the CFD's Underlying Instrument, without actually owning that financial product or having any direct interest in the financial product.

Essentially, the amount of any profit or loss made on the CFD will be equal to the difference between the price of the Underlying Instrument when the CFD is opened and the price of the Underlying Instrument when the CFD is Closed, and multiplied by the quantity of the Underlying Instrument to which the CFD relates.

Unlike direct investments made by trading on an Exchange, CFDs are not standardised. The terms of CFDs are based on the Account Terms with IC Markets, which apply to your Trading Account and your CFD Transactions with us.

Dealing in CFDs does not give you any beneficial interest in the Underlying Instrument nor any right to acquire the Underlying Instrument itself. This is different from direct trading in the Underlying Instrument where you acquire a beneficial interest in the actual financial product.

As the holder of a CFD, you do not have a beneficial interest in the Underlying Instrument and you have none of the rights of an investor who holds the financial product itself.

The CFDs offered by IC Markets are based on the price of financial instruments including the following:

- Securities (stocks or equities);
- Global Indices;
- Futures Contracts;
- Commodities;
- Bonds; and
- Foreign Exchange (FX or Forex).

3.7 PURPOSE OF CFDs

People who deal in CFDs may do so for a variety of reasons.

Some trade for speculation, that is with a view of profiting from fluctuations in the price or value of the CFD's Underlying Instrument. For example, CFD traders may be short-term investors who are looking to profit from intra-day and overnight market movements in the CFD's Underlying Instrument. CFD traders may have no need to sell or purchase the Underlying Instrument themselves, but may instead be looking to profit from market movements in the Underlying Instrument concerned.

Others trade CFDs to hedge their exposures to the CFD's Underlying Instrument. For example, CFDs can be used as a risk management tool to enable those with existing holdings of an Underlying Instrument to hedge their positions by investing in CFDs.

CFD traders can potentially profit (and lose) from both rising and falling markets depending on the strategy they have employed across all of their investments. Strategies may be complex and will have different levels of risk associated with each strategy.

Whatever the purpose of the dealing, CFDs allow you to trade indirectly in the Underlying Instrument across a number of Exchanges around the world, without the need for arranging separate broker or custody accounts in each country and having to manage payments for all of those accounts.

The use of CFDs involves a high degree of leverage. These CFDs enable an investor to outlay a relatively small amount (in the form of Initial Margin) to secure an exposure to the CFD's Underlying Instrument. Leverage can work against you as well as for you. The use of leverage can lead to large losses as well as large gains. The leveraging in a CFD may lead to a loss larger than the Initial Margin and Variation Margin that you have paid to IC Markets to establish or to maintain the CFD (see Section 4.11 for an example of a loss made on a CFD Transaction).

3.8 CLIENT QUALIFICATION AND SUITABILITY

We make an initial assessment of your suitability to invest in CFDs based on the information you give us but you should always make and rely on your own assessment. You should carefully consider the features of CFDs and their significant risks before investing in them.

IC Markets operates a client qualification policy which is intended to ensure that new clients are reasonably qualified to trade in CFDs. All new clients are assessed and have to pass a qualification test before they are allowed to trade. The test is designed to assess the understanding and experience in CFDs.

Some key suitability considerations we will assess you on are:

- Whether you have previous investment experience
- Whether you understand the nature of CFDs and how they work
- Whether you understand the processes and technologies used in trading
- Whether you can monitor your CFD positions and manage risk
- Whether you understand the concepts of leverage, margin, and volatility

IC Markets requires clients to answer a number of questions based on these topics. If a pass mark is achieved clients are deemed appropriately suitable to trade and their Account is activated for trading. If a pass mark is not achieved we advise you to open a demo account in order to gain a better understanding of the financial product.

To the extent permitted by law we do not accept liability for your choice to invest in any CFDs so you should read all of this PDS carefully. Consider your own needs and objectives for investing in these CFDs and seek independent advice as you see fit.

Section 4 – How to Trade

4.1 YOUR ACCOUNT

Before trading you should read the contents of this PDS, the FSG and the Account Terms and decide whether CFD trading is suitable for you.

To establish a trading Account you will need to complete IC Markets' Account application form, available at www.icmarkets.com or by contacting IC Markets directly. By opening an Account, you agree to the Account Terms. We may reject your account application at our discretion.

We will ask you questions that will help us asses your suitability to trade CFDs. If we decide that you do not have the relevant experience we may recommend that you open a demo account prior to opening a live Account.

The legal terms governing your dealing in CFDs with IC Markets are set out in the Account Terms.

The Account Terms contain the legal terms for your dealings with us for the CFDs covered by this PDS and also the dealings in other financial products which are not covered by this PDS (such as trading in other kinds of CFDs offered by IC Markets).

Your Account is credited by the amount equal to the amount you pay IC Markets and deductions are made for fees, charges and other amounts you owe. The minimum required Margin cover is posted to the Account as a negative amount. The Withdrawable Funds of the Account is the amount calculated after the Margin amount has been deducted.

If your Account's Withdrawable Funds are in excess of your needs for your trading intentions, then you should consider requesting IC Markets pay to you the amount surplus to your Margin requirements.

4.2 OPENING A DEMO ACCOUNT

If you are unsure about how CFDs work, we recommend that you apply for a demo trading account and trial our trading platform prior to opening a live account.

Our demo accounts mirror our live trading platforms and provide you with a virtual balance to trade with. This enables you to become familiar with the platform features and whether or not you feel that CFDs are suitable for you.

We make available demo trading accounts on our website www.icmarkets.com

4.3 BASE CURRENCY

We can apply a Base Currency of AUD, USD, EUR, GBP, JPY, NZD, CAD, CHF, HKD or SGD to your Account.

Moneys received by us in a different Base Currency to that of your Account will be converted back to your Account currency at the exchange rate applied by our bank.

All the information within you trading platform is displayed in the Base Currency of your Account.

When you trade a CFD that is denominated in a currency other than your Base Currency, all financing adjustments are made in that currency and then converted to your Base Currency at our current exchange rate.

4.4 OPENING A CFD

The particular terms of each CFD are agreed between you and IC Markets before entering into a Transaction.

Before you enter into a CFD transaction, IC Markets requires you to pay an Initial Margin amount. This is paid to IC Markets and the amount is credited to your Account (and after payment of it to IC Markets, those funds are not held on your behalf).

The fees and costs of transacting CFDs with IC Markets are set out in this PDS.

A CFD position is opened by either buying (going long) or selling (going short) a CFD. You go "long" when you buy a CFD in the expectation that the price of the Underlying Instrument to which the CFD relates will increase. This would have the effect that the price of the CFD would increase. You go "short" when you sell a CFD in the expectation that the price of the Underlying Instrument to which the CFD relates will decrease. This would have the effect that the value of the CFD would decline.

When you close your CFD position, you are entering into a new CFD transaction opposite to your opening CFD Transaction for an equal number of the same CFDs. You are liable for the costs, fees and charges as described in this PDS (see Section 6). You should be aware that your investment might incur a loss, depending on the marked-to-market value of your transaction at closure compared with the total cost of your investment in the CFD up to the point of closure.

IC Markets is entitled to close Open CFD Positions for a number of reasons including the following events: default, force majeure, contract expiry, suspension or de-Listing of an Underlying Instrument to which a CFD relates, suspension of an Account and termination of your Account in accordance with the Account Terms.

Prices for CFDs are quoted with a bid price and an ask price. The CFD quote given to you by IC Markets allows you to buy the CFD (going long) at the higher quoted price or to Close Out an existing (long position) CFD at the lower quoted price.

Settlement must occur on the agreed date. Changes to the specified settlement date are permitted only if you and IC Markets later agree. Generally, dealing in CFDs through our online service arranges for automatic settlement by immediately posting the transaction to your Account.

4.5 DEALING

Price quotes for dealing in CFDs are indicative only and are subject to the actual price at the time of execution of your Transaction. There is no assurance that the CFD will actually be dealt with at the indicative quote.

Quotes are normally only given and transactions made during the open market hours of the relevant Exchange on which the Underlying Instruments are traded. The open hours of the relevant Exchanges are available by viewing the relevant Exchange website or by contacting IC Markets.

IC Markets may at any time in its discretion without prior notice impose limits on CFDs in respect of particular Underlying Instruments. Ordinarily IC Markets would only do this if the market for the particular Underlying Instrument has become illiquid or its trading status has been suspended or there is some significant disruption to the markets including trading facilities or the company whose shares the CFD is based on has become externally administered.

You should be aware that the market prices and other market data which you view through IC Markets' online trading platforms or other facilities which you arrange yourself may not be current or may not exactly correspond with the prices for CFDs offered or dealt with by IC Markets.

If you access your Account and any online trading platform outside of the hours when Orders may be accepted, you should be aware that the Orders may be processed at a later time when the Underlying Instrument is open to trading. The market prices (and currency exchange values) might have changed significantly by the time the Order is executed.

4.6 CONFIRMATIONS OF TRANSACTIONS

If you transact in CFDs, the confirmation of that transaction, as required by the Corporations Act may be obtained by accessing your daily statement online, which you are able to print out for your records.

Once you have entered an order into an online trading platform, the system may report the details of your transaction in a electronic online statement. This is a preliminary notification for your convenience and is not designed to be a confirmation as required by the Corporations Act.

If you have provided IC Markets with an e-mail or other electronic address, you consent to confirmations being sent electronically, including by way of the information posted to your Account in the online trading platform. It is your obligation to review you trade confirmations immediately to ensure their accuracy and to report any discrepancies to us within 48 hours.

4.7 PAYMENT FLOWS AND CLIENT MONEYS

This describes the payment flows when you invest in CFDs. For each of the major phases (establishing your CFD, Margining, return of Margin, Close Out) there is a short summary followed by a more detailed explanation.

Establishing CFD Position

Here is brief outline of the steps.

1. Client pays into IC Markets' client moneys trust account.
2. Client moneys are withdrawn from trust account to pay as Initial Margin to IC Markets.

Detailed explanation of Client Moneys when establishing a CFD Position

Before you transfer any money to IC Markets, you should carefully consider how your money will be held and used and the risks to you of paying money to IC Markets.

Client Moneys Trust Account

Moneys paid by you to IC Markets for CFDs are initially deposited into a client moneys trust account maintained by IC Markets. You make your deposit by using BPay®, electronic or telegraphic transfer, by cheque, credit card or other approved means. Unless agreed otherwise by us, payments will be required in Australian dollars.

IC Markets only permits clients to trade on cleared funds, ASIC recommends that when credit cards are used as an account funding method that no more than $1,000 be accepted as an initial payment. IC Markets recommends the same however we do not enforce this policy since we believe that the capping of a one-off payment is not likely to act as a protective measure. For instance clients could quite easily use credit cards for cash advances to fund their Account. **We do however reiterate that when trading CFDs you may incur a loss which is far greater than the amount that you have paid** and advise that you not only take this into account when you are using a credit card to make the first ever deposit into your account, but also for all subsequent deposits.

When you make a payment which is deposited into the client moneys trust account, you are making payments which, after withdrawal from that account will be used for the fees and charges in respect of your CFDs and the balance will be used as payment of Margin (which is part payment for the CFD because you take the benefit of IC Markets only requiring an amount of Margin cover which is less than the full notional value of the CFD).

The moneys paid by you into IC Markets' client moneys trust account are held for you and are segregated from IC Markets' own company funds. That means those funds are not available to pay general creditors in the event of receivership or liquidation of IC Markets.

You should be aware that, for client moneys trust accounts:

- Individual client accounts are not separated from each other.
- All clients' moneys are combined into one account.
- Moneys in the client moneys trust account which belong to non-defaulting Clients are potentially at risk of being withdrawn and not being re-paid to the Client even though they did not cause the default. This is because IC Markets may use the moneys to pay itself for its hedge of

your CFD (See section 4.20). Also, IC Markets is permitted by law to use client moneys in the client moneys trust account to meet obligations incurred by IC Markets in connection with margining, guaranteeing, securing, transferring, adjusting or settling dealings in derivatives.

- IC Markets is entitled to retain all interest earned on the money held in its client moneys trust account.

Use of Client Moneys

The Account Terms provide that you cannot make a payment into the client moneys trust account without also directing that it be withdrawn to pay IC Markets. Therefore you should only pay into the client moneys trust account the amount which you are prepared to have withdrawn to pay IC Markets so it may credit your trading Account. If you do not want your moneys withdrawn from the client moneys trust account to fund your Account, then you should not pay the moneys into the client moneys trust account.

Client moneys might be in the client moneys trust account for a short time, typically as little as the same day as you deposit them or as much as a few days. Your deposited moneys are regularly withdrawn from the client moneys trust account because you direct those payments to pay for your CFDs. You make those directions by your Account Terms and each time you make a deposit into the client moneys trust account. This is because IC Markets can only issue you with CFDs when you have paid Margin for them (IC Markets will not issue you with a CFD before IC Markets has received payment in cleared funds for the CFD, unless it chooses to waive that at any time and from time to time). Your moneys have to be withdrawn from the client moneys trust account to pay Margin to IC Markets for the CFD before IC Markets will issue you with the CFD (unless IC Markets, in its absolute discretion, chooses to credit your Account before it withdraws your money from the client moneys trust account).

After receiving or depositing money into the client moneys trust account, IC Markets will withdraw your funds from the client moneys trust account to pay itself for your CFDs (including for any other fees or charges or other payments which you owe according to the Account Terms or for other amounts for your Account).

IC Markets' general policy is that it will withdraw from the client moneys trust account all of the funds you deposit for your Account, even if it is more than the required minimum Margin. If it is not withdrawn from the client moneys trust account, then the credit cannot be given to your Account for that amount remaining in the client moneys trust account and so you cannot trade on the basis of that amount.

You are free to decide that it is more prudent for you to pay more than the required minimum Margin to reduce the risks from leveraging or to avoid having limited time (or no time) for meeting later Margin requirements. Also, you need to pay IC Markets before your trade (holding moneys in the client moneys trust account is not payment to IC Markets). Your Account Terms and your directions give IC Markets its entitlement to withdraw your funds from the client moneys trust account to pay itself all of the funds you deposit.

All of the funds which it withdraws are payments for your CFD and the amount paid to IC Markets is the amount credited to your trading Account.

This general policy of withdrawing all of your funds will not apply if you have given other written instructions, such as to credit other specific Accounts you have with IC Markets, or you want the moneys invested in an approved, external financial product, (which will not give you any credit in your Account) or the moneys are held in the client moneys trust account while waiting instructions from you.

Withdrawal Authority

You must pay Margin to IC Markets for the CFD before it is issued. You must pay Margin in an amount of at least the minimum required Margin amount. Since you must pay Margin before the CFD is issued and you control when you place orders, we require that all of your moneys must first be deposited into the client moneys trust account and then all of it be withdrawn to pay IC Markets for your Account. IC Markets only accepts your payment into the client moneys trust account on the basis that it is authorised and directed by you to withdraw all of those funds to pay IC Markets as Margin for your Account, even if it is before you have traded any CFD or, after you have traded, you have paid more Margin than the minimum required Margin. Your acceptance of the Account Terms and your payment to the client moneys trust account accompanied by your direction gives IC Markets the authority to withdraw all of your funds.

IC Markets uses these terms, policies and procedures to ensure each client's payments for CFDs are promptly and fully allocated to that client's Account.

After withdrawal from client moneys trust account

Moneys are withdrawn from the client moneys trust account either to pay IC Markets or to pay you. Moneys withdrawn to pay IC Markets are IC Markets' moneys (and are not held for you). Margin is part payment by you to IC Markets for the CFD and is not held on deposit for you.

From the time of withdrawal from the client moneys trust account:

- you lose the protections given to a client moneys trust account of that kind; and
- you are an unsecured creditor of IC Markets for its obligations relating to the CFD. This includes exposure as an unsecured creditor for payment to you of the net account balance (if any) after closing all of your CFD positions;
- you are not beneficially entitled to any moneys paid by IC Markets to manage those hedge contracts nor do you have any beneficial interest in those hedge contracts for those hedge contracts.

IC Markets reduces the risks to you by:

- using funds from Client payments made to IC Markets only for hedging or managing the hedging of its hedge contracts for those Clients or for paying fees and charges due in relation to IC Markets products;
- IC Markets managing all Clients' Margin requirements under a policy designed to reduce risk to IC Markets and therefore benefit all of its Clients.

4.8 MARGIN POLICY

IC Markets applies the following main Margin principles:

- Each Client is required to pay a minimum required amount of Margin before issuance of IC Markets products.

  The minimum margin amount is determined by IC markets based on a number of factors, including the market price of the Underlying Instrument, the Margin required to hedge the underlying market, the Margin which IC Markets is required to pay its Hedge Counterparty and IC Markets' risk assessment of the Client, in addition to any unrealised loss on your Clients trading account at any point in time.
- Each Client is required to pay Margin before issuance of IC Markets Products in order to minimise credit risk to IC Markets and therefore benefit all Clients.
- Each Client is required to pay the minimum required Margin even if IC Markets pays less to its Hedge Counterparty. This is to minimise the risk of any one Client benefiting from other Clients.
- Each Client's Account is promptly adjusted for Margin requirements according to market movement so that no Client is intentionally benefited from other IC Markets Clients' CFD trading. This could occur if, for example, the Client's Margin requirements are not adjusted in line with market changes or the credit risk on the Client.
- Each Client is required to pay Margin calls promptly and that is managed within the requirements of the Margin policy, so that no Client receives any substantial benefit or waiver which imprudently jeopardises IC Markets and therefore increases the risks of other Clients to IC Markets.
- If the total amount of Margin required, and paid by, Clients trading in CFDs is more than IC Markets is required to pay its Hedge Counterparty, the surplus may be retained in the client moneys trust account only for managing hedge contracts and paying Clients the amounts to which they are entitled. This enhances the liquidity of IC Markets to meet its own margin calls by having readily available sufficient funds and protecting those funds from other clients.

<u>Detailed explanation of Margining of CFDs</u>

Here is a summary of the key features of Margining which are explained later in this Section:

- **You are liable to meet all calls for Margin for your Trading Account.** (Remember, a Non-margin product which may have a 100% Margin requirement will not generate its own later Margin call but if your Non Margin Product is being used as Margin it could expose you to being Closed Out if you do not meet Margin calls).
- Margin is your payment to IC Markets for the CFD issued to you. The amount of Margin you pay (after it is withdrawn from the client moneys trust account) is credited to your Account.
- When you have CFDs, you are also liable to meet all **Margin calls** for additional payments to IC Markets.
- This Margin call **obligation is in addition** to your obligation to maintain the minimum required Margin cover for your account.
- **There is no limit as to when you need to meet your margin calls**, how often or the amount of the Margin calls.

- **The timing and amount of each Margin call** will depend on movements in t**he** market price of the Open Positions, the movements in the market price of the Non Margin Product, if used as Margin and the changes to your account value.
- **You** have an obligation to meet the Margin call **even if IC Markets cannot successfully contact you**.
- You have a risk of your **CFDs being immediately Closed Out** if you do not meet the requirement to meet a Margin call.
- When you have CFDs, you are obliged to maintain at all times the **minimum Margin cover** for all of your CFDs.
- It is **your obligation to monitor** the minimum amount of Margin cover required for your Account.
- It is **your obligation to maintain the minimum Margin cover** at all times for so long as you have CFD positions Open.
- **We are not obliged to notify** you about your obligation, though we may do so by email, telephone call or otherwise, as a courtesy.
- **You have a risk of all of your CFDs being Closed Out if you do not have in your Account sufficient Margin credited to it**, regardless of whether you have checked your Account's requirement for minimum Margin cover or whether you have tried to make a payment but it has not been credited to your Account.

Maintaining Minimum Margin Obligation

Apart from your Margin call obligations, it is your obligation to monitor the minimum amount of Margin required for your Account.

- It is your obligation to maintain the minimum required Margin at all times for so long as you have an Open Position, this means you must ensure that the Margin cover amount is positive at all times.
- IC Markets is not obliged to notify you about the amount of your Margin cover, though we may do so by email, telephone call or otherwise, as a courtesy.
- You have a risk of your open positions being Closed Out if you do not have in your Account sufficient Margin credited to it, regardless of whether you have checked your Account's requirement for minimum Margin or whether you have tried to make a payment but it has not been credited to your Account.

Paying Margin

You must pay the Initial Margin before the CFD is issued to you. You must then maintain the minimum amount of Margin cover required by us. Separately, you must pay any Variation Margin when we require.

To pay Margin you must first deposit the funds into the client moneys trust account. The funds are withdrawn and paid to IC Markets in order to Hedge your transactions.

Your payment is effective only when cleared funds are withdrawn from the client moneys trust account (unless IC Markets, in its absolute discretion, chooses to credit your Account before it withdraws your money from the client moneys trust account). IC Markets is authorised to withdraw all of the funds which you deposit due to the Account Terms and the basis of your payment into the client moneys trust account. Do not make any payment into the client moneys trust account unless you are prepared for all of those funds to be withdrawn in payment to IC Markets (for hedging and for fees and charges).

Credit for Margin paid

- Your payment to IC Markets is effective only when IC Markets has credited your payment after withdrawing it from the client moneys trust account. However, IC Markets may, in its absolute discretion, choose to credit your Account before it withdraws your money from the client moneys trust account.
- Payment instructions from your financial institution are insufficient to satisfy your obligation to make a payment to IC Markets. IC Markets does not accept as payment just your copy of your payment instructions into the client moneys trust account.
- You do not satisfy your payment obligations to IC Markets merely by having your moneys in the client moneys trust account. For so long as your moneys remain in the client moneys trust account, they are held in trust for you and cannot be counted as payment for or credit for your Account (unless IC Markets chooses to waive this by crediting your Account before it has withdrawn the funds).

When the moneys are withdrawn in payment to IC Markets, your Account is credited with the amount paid (although we may in our discretion credit your Account before withdrawal is made). Your Account balance is debited for any fees and charges you owe. The balance must be more than the minimum amount of Margin cover required for your CFDs.

Tiered Margins

IC Markets may use tiered margins to increase your margin requirement as the total net position on your account grows. Tiered margins are designed to give low margins on small positions and high margins on large positions. In doing this, margins reflect the greater liquidity and lower implied risk at smaller lot sizes and lower liquidity and greater implied risk when dealing with larger lot sizes. Visit www.icmarkets.com or speak with an IC Markets representative for more information.

How is Margin cover calculated?

As with most other CFDs, IC Markets may set the amount of the Initial Margin and also at any later time require more Margin cover.

The minimum Initial Margin will be set by IC Markets in terms of a percentage of the Australian dollar equivalent value of the CFD Transaction. In the case of share CFD Transactions, the Initial Margin immediately payable is typically between 5% - 60%, but may be as high as 100%. In the case of foreign exchange CFDs the margin will typically be between 0.2% - 1%, this is expressed as a multiplier of 1:500 - 1:100. The default leverage for foreign exchange CFDs is 1:100 however this can be increased by request and subsequent approval by IC Markets after considering the clients suitability.

For example, you buy a Foreign Exchange CFD over AUD/USD and the CFD price at 0.77. This CFD requires a 1% margin, the initial margin requirement is therefore (10,000 x 0.77 x 1%) = USD $77.

Owing to the volatility of the market, the amount of required Margin may change after a position has been opened, requiring a further payment for Margin. Margin amounts are calculated to cover the maximum expected movement in the market at any time but will change when the market changes (and might be insufficient coverage). If you have CFDs denominated in currency other than Australian dollars, any fluctuations in the exchange rate adverse to your CFD position can lead to automatic adjustments to your required Margin cover, so you need to monitor these CFD positions very carefully.

Therefore you should be aware that you can reach the stage of not having enough equity (because of the CFDs being marked to market) to the extent that your Account's Margin cover is or becomes negative. In this case you have not satisfied your obligation to maintain the minimum Margin requirements. The change in valuation of your CFDs by marking to market is automatic so your Margin cover can become negative quickly, reflecting the rapid changes in the market values.

In order to return your Margin cover to positive, i.e., to satisfy the minimum Margin requirements, you may:

- Close Out existing positions to reduce your Margin requirements; or
- pay additional funds as Margin for your Account; or
- a combination of the above.

If these actions taken are not sufficient to return your Margin cover to positive then you risk all or some of your positions being automatically Closed Out.

Your obligation to pay Margin arises under the Account Terms so it applies from the time you open a position. If the market moves so as to increase the minimum Margin cover requirements, or we increase the Margin cover requirement, you immediately owe the increased amount of the Margin cover, regardless of if or when we contact you to pay more Margin. Your obligation (to maintain minimum Margin cover) remains at all times, whether or not we contact you and whether or not you log into your Account.

You will be required to provide the required Margin cover whether or not you receive a Margin call. In other words, you are responsible for monitoring your positions and providing the required level of Margin cover. You might receive notice about Margin cover requirements by email, SMS messages or, when you access your Account online, by messages on your screen, but you need to provide the Margin cover whether or not you get that notice.

The value of your CFD positions are ordinarily marked to market on a continuous basis, which automatically leads to corresponding changes in Margin cover requirements for your Account. At weekends or at other times when trading on the Exchange relevant to the Underlying Instrument is closed, some Margin cover requirements automatically increase. You should note that if the underlying market is not trading then the value might not change until the market re-opens and there might be a gap in prices/values at the time of re-opening.

Further Margin payments

For as long as your CFD position is opened, you are required to maintain a minimum margin requirement. Where your margin requirement is a floating amount rather than a fixed amount, we will recalculate the margin that you

are required to pay on a mark-to-market basis. For example, if one week after you open your Foreign Exchange CFD position in AUD/USD the price has risen to $0.80 you will be required to maintain a margin of USD $80 (an extra $3). Conversely should the price of the Foreign Exchange CFD have dropped your margin requirement would be reduced.

Making Margin payments

It is your responsibility to constantly monitor your open positions to ensure that you retain your margin requirement based on the value of your open positions. If your margin requirement is less than the available balance of your account you will be required to fund the shortfall.

We may call you to inform you that you are liable to make and additional margin payment (margin call), however our failure to make a margin call in no way negates your obligation to monitor your position and pay any shortfall. If you do not pay any shortfall the Account Terms give us rights that you should be fully aware of. These rights include but are not limited to, closing your positions without notice. We have these rights as soon as you have a margin shortfall. Margin payments must be in the form of cleared funds in our bank account.

Margin Calls

Apart from your obligation to maintain the required amount of Margin cover, you are also obliged to meet Margin calls by paying the required amount by the time stipulated in the Margin call.

- In normal circumstances we will endeavour to notify you of a margin call via an email or alert from within the trading platform. This serves as notice that your trades are at risk of being closed out. You are responsible for monitoring your trading account and ensuring that you have sufficient funds available to meet your margin obligations. We have no obligation to provide you with notification, this service is provided to you on a best endeavours basis.
- If no time is stipulated, payment is required within 24 hours of the Margin call being made. Sometimes, however (such as in unusually volatile market conditions or rapidly falling market prices), little or no time may be stipulated for paying a Margin call (that is, immediate payment is required) or more than one Margin call may be made on the one day including at weekends or outside of local business hours.
- Even if you do not answer the telephone on the number you give us, or you do not read the emailed Margin call which was sent to the email address you gave us, you remain liable to meet the Margin call. That is why you need to be contactable 24 hours a day, 7 days a week.
- Whilst being on margin call if your deposit ratio falls below 50% (your surplus is less than 50% of the margin requirement), we will automatically close out your positions to facilitate your margin obligation to us. This level is indicative only, is not guaranteed and may differ based on market conditions and the instruments traded. You should be aware that any open positions will be at risk of closure when your account enters into a Margin call.

Your Margin Defaults

If you do not ensure that you maintain the required level of Margin cover or meet your obligation to pay Margin calls (even those requiring immediate payment), all of your positions may be Closed Out and the resulting realised loss deducted from any proceeds. Any losses resulting from Closing Out your positions will be debited to your Account(s) and you may be required to provide additional funds to IC Markets to cover any shortfall. Position closure does not protect your account from entering into a deficit balance. If you are trading through an online trading platform, you must read any rules of the platform (also known as "Trading Conditions") particularly carefully. If you do not comply with your obligations, all of your positions can be Closed Out automatically without any notice to you.

It is your responsibility to pay your Margin cover and to meet Margin call payments on time and in cleared funds, so please keep in mind the possibility of delays in the banking and payments systems. If your payment is not credited by IC Markets by the time you are required to have the necessary Margin cover or meet the Margin call, you could lose some or all of your positions. IC Markets may but need not give you any grace period. You should maintain a prudent level of Margin cover and make payments in sufficient time to be credited to your Account. Please see "Margin risk" in Section 5.

IC Markets allows you to make payment in a number of ways. The most efficient way is by credit card.

Surplus Margin

Clients can request the payment of an amount which will leave more than the required minimum Margin cover in their trading Account. IC Markets will arrange payment directly to you once you request funds to be withdrawn from your trading account.

CFD Close Out

Here are the main steps.

1. Client closes CFD, realising gain or loss. Assume in this example case that this leaves Client's Account with a net credit balance above any remaining required minimum Margin cover (if any remains).
2. Client requests payment of an amount which will leave the required minimum Margin cover (if any).
3. IC Markets arranges for payment of funds into Client's nominated bank account.

4.9 FINANCE CHARGE ADJUSTMENTS

Finance Charges are calculated daily on CFD positions held overnight by applying the applicable interest rate to the daily Closing Value of the CFD position. The daily Closing Value is the number of the CFD's Underlying Instrument multiplied by the Closing Price of the CFD for that day. For example, the applicable Finance Charge might be 8.00% and the Closing Price of the Underlying Instrument on a particular day might be $2.90. The Closing Value of a 10,000 CFD position would be $29,000 (i.e. 10,000 x $2.90). So the Finance Charge for the position for this particular day would be $6.44 (i.e., $29,000 x 8.00%/360). Finance Charge adjustments are calculated and posted to your Account on a daily basis.

4.10 DIVIDEND AND CORPORATE ACTION ADJUSTMENTS

A dividend adjustment is applied when a share (or a component share in the case of stock indices) passes its *ex*-dividend date (also referred to in the market as the "record date", including the *ex*-dividend date of any special dividend) in the underlying market. In the case of long positions, the dividend adjustment is credited to your Account, in the case of short positions it is debited from your Account. The dividend adjustment for equities (Australian or otherwise) varies depending on local tax arrangements which may vary from time to time. An adjustment will also be made to your Account to reflect the effect of a corporate action such as a bonus share issue, share offer or rights issue affecting the Underlying Instrument if you have an open CFD position.

4.11 CFD TRADING EXAMPLES

Here are some examples to illustrate the variables for a typical Transaction and how they affect the calculations. The variables of your actual Transactions will, of course, differ, so please check with IC Markets before entering into a CFD Transaction.

Equity CFDs

An equity or share CFD allows you to gain exposure to movements in the price of the Underlying Instrument that you would obtain directly from owning the Equity itself. CFDs over Equities held overnight will incur a financing charge which may work in your favour or against you depending on whether you are long or short. A commission that is a percentage of the value of the equity CFD transaction is charged.

Opening and closing a 'long' Equity CFD Contract

Opening the position

Zulu Mining Limited shares are quoted at $2.85/$2.86 on the Exchange, and you believe that their price will rise. You decide to 'buy' 10,000 equity CFDs at $2.86, the offer price. While your Zulu Mining Limited position remains open, your Account is debited to reflect interest adjustments and credited to reflect any dividends.

Closing the position

Some weeks later, Zulu Mining Limited has risen to $3.20/3.21 on the Exchange and you decide to take your profit. You sell 10,000 equity CFDs at $3.20/CFD, the bid price. Your profit on the Transaction is calculated as follows:

Closing level:	$3.20
Opening level:	$2.86
Difference:	$0.34
Gross profit on Transaction:	$0.34 x 10,000 = $3,400

Initial Margin

The Initial Margin required to open your position was 10% x $2.86 x 10,000 = $2,860.

Finance Charge adjustments

Interest costs (imposed by way of the Finance Charge) are calculated daily on positions held overnight by applying the applicable interest rate to the daily Closing Value of the position. The daily Closing Value is the number of shares multiplied by the Closing Price. For example, the applicable interest rate of the Finance Charge might be 8.00% p.a. and the Closing Price of the share on a particular day might be $2.90. The Closing Value of a 10,000 equity CFD position would be $29,000 (i.e., 10,000 equity units x $2.90). So the interest cost for the position for this particular day would be $6.44 (i.e., $29,000 x 8.00%/360). Finance Charge adjustments are calculated and posted to your Account on a daily basis.

Transaction Fee

For equity CFDs, a Transaction Fee is payable by way of the Transaction Fee on the opening and closing Transaction value. In the above example (and using a Transaction Fee rate of 0.1%) the Transaction Fee payable would be:

Opening Value = 10,000 x 2.86 x 0.1% = $28.60

Closing Value = 10,000 x $3.20 x 0.1% = $32.00.

There is no GST payable on CFD Transactions.

Calculating the overall result

To calculate the overall or net profit on your CFD Transaction you have to take into account the Transaction Fees you have paid and the interest (Finance Charges) and dividend adjustments that have been credited or debited. In the above example, you might have held the position for 21 days, at a total interest cost of $162. During this time if Zulu Mining Limited declared a cash dividend of 6 cents per equity your Account would be posted with a credit for a dividend adjustment of $600 (10,000 x $0.06). Here is a summary (this and later summaries exclude the effect of tax on your financial situation):

Gross profit on Transaction:	$3,400
Total Transaction Fees:	($60.60)
Interest (Finance Charge) adjustment*:	($162)
Dividend adjustment:	$600
Net profit on Transaction:	$3,777.40

Opening and closing a 'short' or 'sold' Equity CFD Contract

Opening the position

It is July and you think Pancon Industries Limited shares are about to fall. The share is quoted on the Exchange at $3.71/$3.72. You sell 10,000 equity CFDs at $3.71, which is the bid price at the time. Using a Transaction Fee rate of 0.1%, it would be $37.10 (10,000 x $3.71 x 0.1%). Your Margin for this Transaction is $3,710 (10,000 x 3.71 x 10%). Your Account balance is currently $5,000 before this Transaction takes place.

Because you have taken a short position, in this example your Account is credited to reflect interest adjustments and debited to reflect any dividends. Finance Charge adjustments are either made by crediting your Account.

Finance Charge adjustments

The Finance Charge credit on your position is calculated daily, by applying the applicable interest rate to the daily Closing Value of the position. In this example, the applicable interest rate of the Finance Charge might be 3.00% and the Closing Price of the shares on a particular day might be $3.70, giving a Closing Value of $37,000 (i.e., 10,000 x $3.70). So the Finance Charge credit for the position for this particular day would be $3.08 (i.e. $37,000 x 3.00%/360).

Dividend adjustment

At the end of August your position is still open at the time of the Pancon Industries Limited ex-dividend date. The amount of the declared cash dividend is 10 cents per share and this is debited from your Account. The adjustment is calculated as follows: 10,000 x $0.10 = $1,000.

Closing the position

By early September, Pancon Industries Limited has risen to $3.97/3.98 on the Exchange and you decide to cut your loss and close the position. You buy 10,000 Equity CFDs at $3.98/CFD, the offer price. The Transaction Fee on the Transaction is 0.1% or $39.80 (10,000 x $3.98 x 0.1%).

Your gross loss on the Transaction is calculated as follows:

Closing level:	$3.98
Opening level:	$3.71
Difference:	$0.27
Gross loss on Transaction:	$0.27 x 10,000 = ($2,700)

Calculating the overall result

To calculate the overall or total loss on the CFD you also have to take account the Transaction Fees you have paid and the Finance Charges and dividend adjustments. In this example, you might have held the position for 65 days, earning a total Finance Charge credit of $219. Your Account has been debited for a dividend adjustment of $1,000. The overall or total result of the Transaction is a loss, which is calculated as follows:

Gross loss on Transaction:	($2,700)
Total Transaction Fee:	($76.90)
Finance Charge adjustment*:	$219
Dividend adjustment:	($1,000)
Overall or total loss:	($3,557.90)

Stock index CFDs

Trading on stock index CFDs allows you to gain exposure to a large number of different shares in one single transaction. They can be used to take positions on the direction of a whole market without taking a view on the prospects for any particular company's shares. A short position can be used as a rough, low-cost, hedge to protect a diversified share portfolio against market falls. A Stock Index CFD works in the same way as a CFD on an individual share in that they allow you to make a profit or loss by reference to fluctuations in the value of the underlying index, such as the S&P/ASX 200 Index. There will be a Transaction Fee payable on opening or closing a stock index CFD. A Finance charge may be payable or receivable and in the case of cash stock index CFDs dividend adjustments may be applicable. When trading stock index futures CFDs there are no adjustments for dividends, however a price adjustment may be made upon expiry of the underlying futures contract over which the index CFD is based. An Index CFD is an open ended contract that is not subject to an expiry date however an adjustment may be made when the underlying futures contract expires and a new contract commences

Stock index CFDs are opened in the same way as individual share CFDs. You will be required to pay Margin. Details of how this will be calculated are set out below. There are two basic types of stock index CFDs - these are cash stock index CFDs and stock index futures CFDs.

A stock index CFD worth $25 per point and opened at our quote of 3000 would have a value of $75,000 (3000 x 25). The margin requirement for stock index CFDs is available from us and can be found on the trading platform.

Stock index CFDs (Cash) Example

Buying the Stock index CFD (Cash)

The ASX 200 Index CFD is trading at 4450-4451, you believe that the S&P/ASX 200 Index will rise as a result you buy 10 CFDs at 4451.

Two days later the ASX200 Index is trading at 4470-4471 and you decide to take your profits and close your position by selling 10 ASX200 Index CFDs at 4470.

Your profit or loss is calculates as follows:

Interest Rate	: 6.75% (RBA rate plus 2%)	
Daily Closing Price (mark-to-market price)	: 4451	
Buy Opening Level	: (10 x 4451)	= $44,510
Sell Closing Level	: (10 x 4470)	= $44,700
Difference	: (44,700 – 44,510)	= $190.0
Financing Adjustment	: [$44,510 x (6.75% / 360)] x 2	= ($16.69)
Gross Profit on Transaction	:	= $173.31

IC Markets offer a wide range of European, US and Asian futures CFDs.

When trading stock index futures CFDs, it is important to remember that the current price of the underlying futures contract will not normally be the same as the price of the underlying index. There are, broadly speaking, two reasons for this:

Futures contracts usually trade at prices which reflect the interest rate advantage, and the disadvantage of foregone dividends, which is obtained by taking a long position in a futures contract rather than buying actual shares for cash. Interest rates are generally higher than dividend yields, so the futures contract will usually have a natural premium, called a fair value

premium, to the underlying index. Futures prices can respond to news or a change of sentiment more quickly than indices, which are not fully up to date until every individual share which they contain has traded. In a volatile market, futures contracts can trade at very substantial premiums or discounts to their underlying index. IC Markets' quotes for cash stock index CFD's take into account of these phenomena. You should also note that CFDs over futures contracts may be subject to price adjustments when the underlying contract expires and a new contract is entered into.

Stock Index (Futures) CFD Example

Selling the ASX200 Futures Contract

The ASX200 futures contract is trading at 4450-4451. You believe that the ASX200 futures contract price will fall so you sell 10 CFDs at 4450.

Two days later the price of the ASX200 futures contract has risen to 4470-4471 so you decide to close your position by buying 10 ASX200 futures CFDs at 4471.

Your profit or loss is calculated as follows:

Sell Opening Level	: (10 x 4450)	= $44,500
Buy Closing Level	: (10 x 4471)	= $44,710
Difference	:	= -$210
Gross Loss on Transaction	:	= -$210

There are no financing charges on CFDs over futures contracts.

Expiries and Rollovers

All stock index CFDs expire at the appropriate market level and date as detailed in the specific contract details at the market level adjusted for our bid/offer spread.

Some CFDs based on futures contracts will be automatically rolled over into the next contract by us. When we roll into the next contract a debit or credit will be applied to your Account reflecting the difference in Contract Values.

Example of a cash stock index CFDs dividend adjustment

As explained earlier, forward contracts trade at prices which reflect the dividends which companies are due to pay. When dividends are paid, the share price drops and these need to be adjusted for in the price of our cash index CFDs.

The adjustment may even be made the night before the *ex*-dividend date in order to maintain a fair and orderly market.

For example, BHP announces a dividend of 35 cents per share and is the only company in the S&P™/ASX 200™ Index that day to pay a dividend. BHP's share price closes on the night before the *ex*-dividend date at $35.00. All things being equal a company's share price will fall by the price of the dividend being paid so when the share's start trading *ex*-dividend, they should open up 35 cents lower at $34.65 on the morning of the *ex*-dividend date.

If BHP constitutes 10% of the S&P™/ASX 200™ index and assume for this illustration that the S&P™/ASX 200™ index is at 4000 then BHP represents 400 points of the value of the S&P/ASX 200™ index. With BHP priced at $35.00/share, a 1 point movement in its own share price equates to 0.11 S&P™/ASX 200™ index points. Therefore, a 35 cent movement in BHP's share price should equate to a 4 point movement in the S&P™/ASX 200™ index.

On the night before the *ex*-dividend date, we would adjust our price by taking 4 points off the price of our cash stock index CFDs in respect of BHP. IC Markets would then charge or credit Clients' Accounts with the appropriate amount of the dividend amount depending on their respective holdings (long or short) at that time of the adjustment.

Interest

Interest is imposed by way of the Finance Charge adjustments on the Account. Interest with respect to cash stock index CFDs is calculated and charged on a daily basis at the Base Rate of interest. The Base Rate is set by IC Markets from time to time, variable without prior notice.

Stock index CFD positions held at market close on Friday will incur 3 days of Finance Charges for the weekend.

Foreign Exchange CFDs

Foreign exchange CFDs (FX or Forex) allows you to gain exposure to price movements in currency rates. The prices of the Foreign Exchange CFDs we quote are derived from the price feeds from the banks and financial institutions that we deal with.

FX CFDs are opened in the same way as other CFDs. We will quote a bid and offer price for a currency exchange rate. For example we might quote the AUD against the USD as 1.5048/1.5050. If you thought the AUD was going to rise against the USD you would 'buy' the CFD at 1.5050. If you thought the AUD was going to fall against the USD you would 'sell' the CFD at 1.5048. You can close your position in much the same way. If the CFD is a buy, the closing level will be the lower figure quoted by us; if the CFD is a sell it will be the higher figure.

The swap or rollover rate that is applied will be tripled for positions held over the Wednesday to Thursday rollover period.

Details of currency trading sizes, margin requirements and swap rates (Finance Charges) are set out in the Trading Conditions and are shown on the trading platform. The default contract size is 1 standard lot which is equivalent to 100,000 units however this can be as low as 0.01 standard lots or 1000 units.

Examples of FX or Forex CFDs

Buying USD/JPY

Opening the position

You decide to go long on the Australian dollar (AUD) against the US Dollar (USD) AUD/USD, and ask for a quote for 5 lots, the equivalent of 500,000 units (lot sizes are set out in the trading details and on your trading platform). We quote you 1.0498/1.0499 and you buy 5 lots at 1.0499. Using a Transaction Fee rate of $3.5 per lot, your commission would be $17.50 (5 x $3.5).

Finance Charge adjustments

When you hold a position overnight, your Account is debited or credited the overnight swap or rollover rate. The swap or rollover rate is simply the interest rate differential between the interest rates offered by the country's whose currency you are trading plus or minus a spread applied by IC Markets. For example, if the interest rate is higher in Australia than in the United States you would earn interest on AUD positions held overnight, you could do so by buying or "going long" the AUD/USD pair. In the case of you selling or "going short" the same pair you would be liable to pay the swap rate should the position be held past 5PM EST New York (end of day). In circumstances where two interest rates are near parity, almost equal to each other, a swap charge may be imposed for both long and short positions. A double negative swap rate implies that there is no interest advantage gained by borrowing in one currency to invest in the other.

For example, if you go long AUD/USD and the interbank market rate for AUD is 4.5% and 0.5% for the USD, then the swap rate will be 4.5%. An amount for a financing spread may then be added or subtracted depending on whether you are earning or paying interest on the CFD Transaction.

In this case, a long AUD/USD position would be earning interest (swap), so a financing spread of ~2% would be subtracted from 4.0%. The net interest payable would then be 2.0%.

Foreign Exchange CFD example:
You Buy 1 (100,000) Foreign Exchange CFD over the AUD/USD currency pair which you hold overnight. The interbank market rate for AUD is 4.5%, the USD rate is 0.5% and the price of AUD/USD is 1.0499 at the time.

Using the financing equation:

F = [P x C x R] / 360

Where Closing Price P=1.0499, Number of Contracts C=100,000, applicable interest rate, R =[(4.5%-0.5%)--2%]=2%, as worked out by taking the AUD rate, 4.5%, subtracting the USD rate 0.5% and then subtracting our financing spread amount of 2% since it is an interest earning (positive carry) Position:

F = [1.0499 x 100,000 x 2%]/360 = AUD $5.83

This amount would be calculated at Rollover and, since it is a positive figure, $5.83 would be credited to your Account.

If you had sold in the above example as opposed to Buying, you are long the quote currency and short the base currency. This means long the USD rate and short the AUD rate.
F = [1.0499 x 100,000 x [(0.5%-4.5%)-2%]/360 = AUD -$17.49

This amount would be calculated at Roll-over and -$17.49 would be credited to your Account.

Closing the position

Later, AUD/USD has risen to 1.0598/1.0599, and you take your profit by selling 5 lots at 1.0598. Using a Transaction Fee rate of $3.5 per lot, it would be $17.50 (5 x $3.50). Your gross profit on the trade is calculated as follows:

Closing transaction:	500,000 (5 contracts) x 1.0598 =
	USD $529,900
Opening transaction:	500,000 (5 contracts) x 1.0499 =
	USD $524,950
Gross profit on trade:	USD $4,950

Calculating the overall result

To calculate the overall or net profit, you also have to take account of the swap rate (Finance Charge) credit. In this example, you might have held the position for 20 days, earning a total Finance Charge credit of USD $116.60:

Gross profit on trade:	USD $4,950
Interest credit:	USD $116.60
Gross profit:	USD $5,066.60
Total Transaction Fees:	$35
Net profit:	USD $5,016.60

You can choose which currency you wish to hold your Account balance in. Exchange rates are subject to fluctuations and Clients should always be aware of the effect that exchange rates will have on their positions.

There may be circumstances where IC Markets agrees to quote a spread rather than charge commission for its Foreign Exchange contracts. The spread would be wider than the spread in the prices of the Underlying Instrument. The amount of the spread affects the prices for opening and closing your positions (not a separate fee).

Futures, Commodities and money market CFDs

We also offer a range of CFDs on the price of various commodity, interest rate and bond futures. These are often generically referred to by us as futures CFDs. Details of these products are listed in the Trading Conditions. The Transaction Fee on these types of CFDs will be based on any underlying exchange fees referable to the Hedge contracts that correspond with your CFDs. We quote the dealing spread – the difference between our 'buy' and 'sell' quotes. The margin requirements are set out in the Trading Conditions. These types of CFDs have set expiry dates, upon or after which the position will be closed automatically or rolled into the next contract at which point an adjustment may be made to your Account.

These CFDs may be quoted on a cash basis or based on the futures contract price. Cash price based CFDs have no expiry date, however they are subject to an overnight financing rate. CFDs based on the futures contract have an expiry date, however may be automatically rolled into the next contract. CFDs based on futures contracts do not incur any financing charges

Underlying Futures Contracts

If the Underlying Instrument of a CFD is an Exchange-traded futures contract (**Underlying Futures Contract**) your CFD issued by IC Markets operates by reference to a notional Futures Contract which is Exchange-traded. It is your obligation to ensure that you are aware of the expiry date of the underlying futures contract since your Account may be adjusted when the underlying futures contract expires and is automatically rolled into the next contract.

Types of Futures Contracts

There are two main types of Futures Contracts. One is an agreement under which the seller agrees to deliver to the buyer, and the buyer agrees to take delivery of, the quantity of the commodity described in the contract. Such contracts are described as deliverable contracts.

The other kind is an agreement under which the two parties will make a cash adjustment between them according to whether the price of a commodity or security has risen or fallen since the time of contract was made. Such contracts are described as cash settlement contracts.

Contract Specifications

The terms and conditions of a Futures Contract are set out in the rules and regulations of the Exchange on which the contract was made. Futures Exchanges exist in a number of countries and regions as well as Australia. It is your obligation to make yourself aware of the contract conditions of the futures contract over which the CFD is based.

Futures Contracts are made for periods of up to several years in the future, although the vast majority are for settlement within six months of the agreement being made. Part of the standardisation of contracts is that the time of the delivery or settlement is one of a series of standardised maturity times. It is your obligation to make yourself aware of the expiry date of any futures contract over which a CFD is based. You can obtain this information by contacting the relevant Exchange on which the futures contract is listed or by contacting us. The expiry dates of Futures contracts over CFDs are not shown on the trading platform, it is important to make yourself aware of the expiry dates as a debit or credit will be applied to your account when the futures contract expires and is rolled into the next contract.

Futures Contracts are standardised

Contract standardisation means that price and volume are the only factors that are to be determined in the marketplace. On the Australian exchanges, (i.e., ASX 24 and ASX), and on many international futures exchanges, Exchange-Traded Derivatives are quoted and traded on electronic trading systems which provide a system of continuous price discovery. This means that the price at which trades take place may continually change throughout a trading session. Futures prices represent a consensus of market opinion as to what the price of the commodity should be at the specified future time.

Since all Futures Contracts for a given future month in the same market are exactly alike, obligations under Futures Contracts are easily transferred from one party to another. A Client who holds a futures CFD whose Underlying Futures Contract is a contract to buy may cancel this obligation by taking a futures CFD in respect of a new contract to sell in the same month. This process is known as "offsetting" or "closing out the contract". In the same way, the holder of a contract to sell can Close Out by taking a new contract to buy. In each case there will be a profit or loss equal to the difference between the buying and selling prices multiplied by the standard contract amount. In practice, the vast majority of contracts are offset in this manner, the remainder being fulfilled by delivery or by mandatory cash settlement in those markets if no provision for delivery exists.

Expiry of Futures Contracts and Close Out by IC Markets

It should be noted that since all futures CFDs are only ever cash settled, all positions need to be closed or rolled into the next contract month. IC Markets advises you to be aware of the expiry and first notice dates of any Futures Contracts which are the Underlying Futures Contracts of the futures CFDs which you invest in and ensure that you close your CFD position before that date. If you require any assistance or clarification regarding the expiry of the Underlying Futures Contracts for your CFDs, please contact IC Markets or the relevant Exchange that the futures contract is traded on

If you wish to close a Futures CFD position before it expires, you enter into a CFD Transaction which is equal and opposite of the open CFD through the trading platform.

On the day that the CFD is closed, IC Markets will calculate the remaining payment rights and obligations to reflect movements in the Contract Value since the previous business close (including other credits/debits). Because you enter into a CFD Transaction to Close Out the existing CFD Transaction, there may be a Transaction Fee on the CFD Transaction used to close the position (see section 6 for further details).

In order to provide the futures CFDs to you in an efficient and low-cost manner, IC Markets has discretion in determining closing prices. In general, without limiting IC Markets' discretion, it should be expected that IC Markets will act reasonably and have regard to a range of relevant factors at the time, such as the value of the hedge contract taken by IC Markets to hedge its futures CFD issued to you, the closing price of the Underlying Futures Contract for the CFD, any foreign currency exchange rates which are relevant due to the denomination of your CFD or Trading Account(s) and any suspension or halt in trading of the Underlying Futures Contract. In the worst case, it is possible that the closing price determined by IC Markets may be zero.

IC Markets also has the right to decide to make an adjustment in any circumstance if IC Markets considers an adjustment is appropriate. IC Markets has a discretion to determine the extent of the adjustment so as to place the parties substantially in the same economic position they would have been in had the adjustment event not occurred.

IC Markets may elect to Close a position (without prior notice to you) if an adjustment event occurs and it determines that it is not reasonably practicable to make an adjustment.

Although there are no specific limits on IC Markets' discretions, IC Markets must comply with its obligations as a financial services licensee to act efficiently, honestly and fairly.

The amount of any profit or loss you make on a futures CFD will be based on the difference between the amount paid for the CFD when it is issued (including fees and charges) and the amount credited to your Trading Account when the CFD is Closed Out (including allowance for any fees and charges).

Should the underlying futures contract over the CFD be rolled into the next contract by us we will make a cash adjustment to your account, this will depend on whether you were long or short the CFD. The cash adjustment will reflect the difference in price between contracts.

4.12 ORDERS

IC Markets may, in its discretion, accept an Order from you. Below are the order types accepted by IC Markets.

Orders are typically placed online through using your trading platform however IC Markets may at any time accept orders via telephone. Orders will only execute during the trading hours of the Underlying Instrument over which the CFD is based.

All orders accepted will be an instruction to buy at the Ask price or sell at the Bid price. All orders are treated as either a Buy or Sell instruction without reference to whether they are intended to open or close or part close a position. It is you responsibility to ensure that all orders placed by you, via the telephone or otherwise have been executed correctly.

Market Order

A market order is an order to buy or sell an instrument immediately at the current market price. Generally, they are placed during market hours. When you buy, you buy at the ask price, and when you sell, you sell at the bid price.

Limit Order

A limit order to buy (at a limit price) refers to an order to buy an instrument if the price trades at or below the limit price. A limit order to sell (at a limit price) refers to an order to sell an instrument if the price trades at or above that limit price. These orders may be used to enter a position, or to exit a position. When used to exit a position, they're also known as a take profit order.

Stop Order

IC Markets may, in its discretion, accept an order from you to close a CFD Transaction if the price moves to or beyond a level specified by you. This is a Stop Order, also known as a "Stop" or a "stop-loss order". You would generally choose to place a stop-loss order to provide some risk protection. For example, if your open position moves towards making a loss based on a level chosen by you, the stop-loss order would be triggered in order to try to close your open position or to open a position, depending on whether you are long or short.

Typically a buy stop-loss order is used to close a short open position at a price which is higher than the current price; or sell a CFD to close a long open position at a price which is lower than the current price.

For example, your stop-loss order would be triggered if our bid price (for a stop-loss order that requires an order to sell a CFD) moves against you to a point that is beyond the level specified by you (and accepted by us). Conversely, for example, your stop-loss order would be triggered if our offer price (for a stop-loss order that requires an order to buy a CFD) moves against you to a point that is beyond the level specified by you (and accepted by us).

All stop-loss orders are subject to agreement by us, so you cannot be assured that you will always be able to have a stop-loss order. While IC Markets has absolute discretion whether to accept a stop-loss order, it will generally try to do so, subject to market conditions and the reasonableness of your stop-loss order. Your order may be unreasonable if, for example, the level you have specified is beyond the level allowed for orders for the Underlying Instrument or trading in the Underlying Instrument has been halted or suspended on an Exchange.

A stop-loss order might not get filled at all. Even if we accept your stop-loss order, market conditions may move against you in a way that prevents execution of your stop-loss order. For example, in volatile markets, our quoted prices might gap though your stop-loss order level, so that the closing level of quotes may be beyond the exact level specified by you. A gap in market prices reflects the market for the security, so can occur for any reason, without any apparent reason or at any time. Additionally, it may be that not all of the stop-loss order can be fulfilled because the underlying market does not have enough buyers and sellers in the volume of the Underlying Instrument to allow IC Markets to hedge its transactions which it makes in order to completely fulfil your stop-loss order. If the opening price of the Underlying Instrument is beyond the level of your stop-loss order, your order will be filled at the opening level, not at your stop-loss order level.

A stop limit order is a particular kind of stop-loss order. A stop limit order means that the order will not get filled at all below the limit of the order. This means that if the new or opening price gaps beyond your stop limit order, your order will not be filled at all.

In any case, the stop-loss order, of any kind, is not a guarantee that it will actually be filled. This is the case with any order you place (and which is accepted by IC Markets) as long as it is made in accordance with the Account Terms. For example, IC Markets' Hedge Counterparty is required to ensure there is an orderly market, so its trading may be stopped by them or modified (by way of converting a stop-loss order to them to a stop limit order) in order to comply with their obligation to maintain an orderly market. That means the stop-loss order you place with IC Markets may be similarly affected.

Not only can Stop orders be used to close existing open positions but they can also be used to open new positions, this is known as a stop-entry order. For example, should you wish to enter the market at a level above the current market price or below the current market price a stop-entry order would be used.

A stop-entry order to open a new long position would be triggered if our offer price (for a stop-entry order that requires an order to buy a CFD) to a point that is beyond the level specified by you (and accepted by us). Conversely, for example, your stop-entry order to open a new short position would be triggered if our bid price (for a stop-entry order that requires an order to sell a CFD) moves to a point that is beyond the level specified by you (and accepted by us).

Trailing Stop Order

A sell trailing stop order sets the stop price below the market price with an attached trailing amount. As the market price rises, the stop price rises by the trail amount, but if the stock price falls, the stop-loss price does not change, and a market order is submitted when the stop price is hit. This technique is designed to allow an investor to specify a limit on the maximum possible loss, without setting a limit on the maximum possible gain. "Buy" trailing stop orders are the mirror image of sell trailing stop orders, and are most appropriate for use in falling markets.

When setting the stop price you should be careful not to set it too close to the current market price being the price available to IC Markets, especially in a volatile market, since the stop price might be hit before the price starts to go up/down as you expect. On the other hand you should carefully consider how much you can afford to lose, if your prediction does not hold.

In any case, the Stop-loss Order of any kind is not a guarantee that it will actually be made. This is the case with any Order you place (and which is accepted by IC Markets) as long as it is made in accordance with the Account Terms.

If Done (Contingent) Orders

These are orders that become active only after another order is filled, and are otherwise known as "if done" orders.

Order durations

Orders will remain in effect until either it has been cancelled by you or us; executed by us; or we no longer quote the CFD which your order was placed over.

Typically IC Markets offers three main order durations, these are:

Good until cancelled - this is an order that you have placed that will remain in effect until it is cancelled by you.

Day Only – This is an order placed during the trading session that will remain in effect until the end of the trading session.

Good until Date – This is an order placed that will remain in effect until a date and time that you set.

Other features of Orders

Whether you place your order over the telephone, internet or any other method made available to you by IC Markets, it is important that you make the duration of your order clear. If you are placing an order by telephone it is important to note that day orders are treated as expiring at the close of the day's trading of the Exchange for the Underlying Instrument over which the CFD is offered, so it will not include any overnight trading sessions for that Exchange. This means that it is important that, at the time you place a day order, you specify whether you want that day order to apply for the day's trading on the relevant Exchange or whether you want the day order to apply for a specified period.

If we accept one of these orders, then when our bid or our offer prices reach or exceed the level of your order, your instruction will be triggered and subsequently executed (subject to the terms set out in the Account Terms).

It is your responsibility to understand how an order operates before you place any such order with us. Examples are set out below and further information can be found on our website or by asking us.

Your order may be executed irrespective of the length of time for which your order level is reached or exceeded. In volatile markets our bid/offer quote might 'gap' through your order level, so that the closing level or the opening level may be beyond the exact level specified by you.

When you place an order, you are dealing with us as principal - you are not dealing on an Exchange. While we seek to execute your order at the level

that might have been achieved had a similar order been placed on an Exchange, it may not be possible to determine what such a level might have been. We do not assure you that your order will be executed at any such level. We will reasonably exercise our discretion to determine when orders are triggered and the level at which they are executed.

You can cancel or amend the level of an order with our agreement at any time before our bid/offer quote reaches or exceeds your current specified level. We also reserve the right to aggregate or to work the instructions we receive to open or to close out CFDs, including Stop Orders.

Examples of Orders

Example 1: Selling a share CFD with a conventional Stop Order opening the position

Xanadu Limited shares are quoted at $5.45/5.46 on the Exchange, and you sell CFDs for 5000 Xanadu Limited shares at $5.45 (the bid price). You decide to put your Stop-Loss Order at $5.70. There is no cost or fee charged for placing a Stop-Loss Order (but remember that any Transaction resulting from your Stop order will incur the usual Transaction Fees). Should the market move against you, your position would be Closed Out at $5.70, however, should the market gap straight through your Stop Order, your position would be Closed Out at the next available level that we consider is fair and reasonable.

In this example, we will assume that Xanadu Limited shares gap straight through the Stop Order level of $5.70 and the position is Closed Out at $5.75, resulting in a loss of $1,500 (excluding our Transaction Fee, Finance Charge and dividend adjustments). This loss is calculated as $1,500 ($5.45, the opening level, minus $5.75, the Stop Order level plus market slippage of $0.05 = $0.30 x 5000 shares = $1,500.)

Triggering the Stop Order

After you have held the position for a few weeks, Xanadu Limited releases some positive news which results in Xanadu Limited shares opening significantly higher. ABC Company closed the previous day at $5.05, but it opens at $5.80/5.81. Xanadu Limited our Stop Order is triggered, and your position is Closed Out at $5.81 (the level at which it would be possible to buy 5000 Xanadu Limited shares back) to Close Out the position.

Your gross loss on the Transaction is calculated as follows:

Opening level:	$5.45
Closing level:	$5.81
Difference:	$0.36
Gross loss on Transaction:	$0.36 x 5000 = $1,800

To calculate the total loss on the Transaction, you must also include Transaction Fee, Finance Charge and any dividend adjustments that might be made during the period the position was Open.

Your total loss is calculated as follows:

Gross loss on Transaction:	($1,800)
Total Transaction Fee:	($56.30)
Finance Charge adjustment:	$50.00
Overall or total loss:	($1,806.30)

Example 2: Buying a share CFD with a Trailing Stop

Trailing Stops are a type of Stop Order that track your profitable positions automatically – and close your trade should the market move against you. Trailing Stops prevent you having to monitor and move your stops constantly.

When you open your position you specify two numbers for your Trailing Stop:

Stop distance – how far away from the opening level your Stop is placed

Step size – the size of the increments by which the Stop can move

For example, say Great Big Mining Company is quoted at $28.20/28.24 in the market. You buy CFDs for 5000 shares at $28.24/CFD, and you set a Trailing Stop with a Stop distance of 30 points and a Step size of 10 points.

The Stop initially sits at $27.94, i.e. 30 points behind your opening price. Immediately, Great Big Mining Company starts to rise. Very soon our sell price has risen to $28.34/CFD (10 points above your opening price) and your Stop 'steps' up by 10 points to $28.04 to re-establish a 30-point distance from the new market level.

The rally continues and by late-afternoon Great Big Mining Company is trading at $28.89/28.93. Your Stop has therefore moved automatically five more times, so you are now sitting on a healthy potential profit with your Stop waiting 35 points behind at $28.54.

A surprise news announcement suddenly sends Great Big Mining Company share prices plummeting and within minutes trading is back down at $28.30/$28.34. Your Trailing Stop has been triggered and your position is closed 35 points below the recent high – at $28.54, still well above your opening price of $28.24.

With a conventional Stop Order you would still be in the market because your Stop Order would have remained at its initial level of $27.94. By contrast, a Trailing Stop follows the market in a profitable direction.

The only difference between a Trailing Stop and a conventional Stop Order is that the level of a Trailing Stop moves positively with the market whereas the level of a conventional Stop Order remains fixed. Once a Trailing Stop is triggered, it is treated in exactly the same manner as a conventional Stop Order.

Example 3: Buying a share CFD with a Limit Order

A Limit Order is an instruction to deal if our price moves to a more favourable level (e.g. to 'buy' if our price goes down to a specified level or to 'sell' if our price goes up to a specified level,).

For example, if we were quoting shares in Biotech International Limited at $23.46/23.54 you might give a Limit Order to 'buy' at a limit of $23.30. Your Limit Order will be triggered if at any time, inside or outside market hours, our offer quote moves through the level of the Limit Order (in this case $23.30). We will normally accept a Limit Order on any open position except positions on options.

Notes to all examples in this PDS:

1. The above examples are to illustrate the impact of key variables on the outcome of a Transaction. They are not forecasts or projections of any particular Transaction.
2. The worked examples illustrate in dollar terms how trading incurs fees (including fees charged by IC Markets), charges or other payments. These examples are not intended to be exhaustive and document every trading strategy.
3. The examples use simplifying assumptions by not taking into account an investor's tax, tax rate or overall tax position, potential changes in interest rates charged to or earned on the Account or the time value of money. While these variables will undoubtedly change the outcome of a Transaction, they are normal market variables which cannot now be predicted and so must be taken into consideration by a potential investor in Transactions.
4. Margin requirements, interest rates and external charges may change at any time.

4.13 DIVIDENDS

If you hold a long equity CFD, you will be credited with an amount equal to the gross unfranked dividend on the relevant number of the CFD's Underlying Securities on the payment date (CFDs do not confer rights to any dividend imputation credits).

Conversely, if you hold a short CFD, your Account will be debited an amount equal to the gross franked dividend on the Underlying Securities on the *ex*-dividend date.

The dividend reports given by IC Markets record the adjustments made to your CFDs for dividends or other corporate actions affecting the Underlying Securities (and do not refer to actual dividends paid by the issuer of the Underlying Instrument).

4.14 CORPORATE ACTIONS

If there is a corporate action by the company which issues the CFD's Underlying Instrument to which the CFD relates, IC Markets may in its discretion make an adjustment to the terms of the CFD in accordance with the Account Terms. For example, an adjustment will ordinarily be made for share splits, consolidations or reclassifications of shares, bonus issues or other issues of shares for no consideration, rights issues buy backs, in specie distributions, takeovers, schemes of arrangement or similar corporate actions, a corporate action event that has a dilutive or concentrative effect on the market value of the shares or, if the CFD relates to an index, a substantial adjustment to the composition of the index outside its own terms allowing for adjustments or weightings, a failure to publish the index or a suspension or a cancellation of the index.

IC Markets has the right to decide to make an adjustment in any circumstance if IC Markets considers an adjustment is appropriate. IC Markets has a discretion to determine the extent of the adjustment so as to place the parties substantially in the same economic position they would have been in had the adjustment event not occurred.

IC Markets may elect to close a position (without prior notice to you) if an adjustment event occurs and it determines that it is not reasonably practicable

to make an adjustment. IC Markets may also elect to close a CFD if the CFD's Underlying Securities are the subject of a take-over offer, scheme of arrangement or other mechanism for change in control, prior to the closing date of the offer.

CFDs do not entitle you to direct IC Markets on how to exercise any voting rights in connection with the CFD's Underlying Instrument such as shares.

4.15 SUSPENSIONS AND DE-LISTINGS

If an Underlying Instrument to which a CFD transaction relates is suspended or has halted trading for whatever reason, we suspend trading in the CFD and we may increase the amount of Margin required to support that open position at our reasonable discretion. If the open position remains suspended for a time that we think is unacceptable to us in our sole discretion, we may close the open position at the closing price.

If an Underlying Instrument to which a CFD transaction has been de-listed, we may close all affected open positions at the closing price at our discretion.

4.16 NO SHAREHOLDER BENEFITS

As a holder of a CFD, if the CFD's Underlying Instrument is a share or other voting security, you do not have rights to vote, attend meetings or receive the issuer's reports, nor can you direct IC Markets to act on those rights. Other benefits such as participation in shareholder purchase plans or discounts are unavailable.

4.17 MARKET CONDUCT

All financial services providers (including IC Markets) have legal obligations relating to market conduct. IC Markets clients should be aware that some practices in placing orders can constitute market manipulation or creating a false market which is conduct prohibited under the Corporations Act 2001. It is the Client's responsibility to be aware of unacceptable market practices and the legal implications. The client may be liable for penalties to regulators such as ASIC or be liable to IC Markets for costs to IC Markets arising out of those trading practices of the client which lead to the client, IC Markets or any other person suffering loss or penalty.

4.18 DAILY VALUATION

During the term of a CFD Transaction, IC Markets will determine the value of your Account(s), based on the value of the CFDs in your Account.

If trading in the CFD's Underlying Instrument is suspended or halted by the relevant Exchange, the CFD position will be re-valued by IC Markets for your Account.

4.19 CLOSING A CFD

Ordinarily, CFDs do not expire or have a fixed term of existence, so they must be Closed Out by you.

Futures CFDs and options CFDs will, however, expire if the Underlying Instrument (i.e., futures contracts) expires unless they are rolled into the next available contract. To Close Out your CFD, you contact IC Markets, either directly or via the online trading platform, to determine the current market value of the Underlying Instrument for the CFD, with the view to closing the CFD position (or part of it). IC Markets will confirm the current market value and you will then decide whether to accept the value, and if so, you would instruct IC Markets to close your open position in accordance with your instructions. The total Closing Value is then determined by multiplying the number of CFDs by the value of the CFD's Underlying Instrument.

Transaction used to close the position (See section 6 for further details).

In order to provide the CFDs to you in an efficient and low-cost manner, IC Markets has discretion in determining Closing Prices. In general, without limiting IC Markets' discretion, it should be expected that IC Markets will act reasonably and have regard to a range of relevant factors at the time, such as the Closing Price of the Underlying Instrument for the CFD, any foreign currency exchange rates which are relevant due to the denomination of your CFD or Account(s) and any suspension or halt in trading of the Underlying Instrument. In the worst case, it is possible that the Closing Price determined by IC Markets may be zero.

IC Markets also has the right to decide to make an adjustment in any circumstance if IC Markets considers an adjustment is appropriate. IC Markets has a discretion to determine the extent of the adjustment so as to place the parties substantially in the same economic position they would have been in had the adjustment event not occurred.

IC Markets may elect to Close a position (without prior notice to you) if an adjustment event occurs and it determines that it is not reasonably practicable to make an adjustment.

Although there are no specific limits on IC Markets' discretions, IC Markets must comply with its obligations as a financial services licensee to act efficiently, honestly and fairly.

The amount of any profit or loss you make on a CFD will be based on the difference between the amount paid for the CFD when it is issued (including fees and charges) and the amount credited to your Account when the CFD is Closed Out (including allowance for any fees and charges).

4.20 YOUR COUNTERPARTY RISK ON IC MARKETS

When you deal in IC Markets' CFDs, you have a counterparty risk on IC Markets so you should consider your credit risk of IC Markets having the financial resources at the time to pay you the amounts it owes you.

Your credit risk on IC Markets

You have credit risk on IC Markets when your Account has a net credit balance made up from the amounts you pay as Margin, the unrealised value of your CFDs, other amounts credited to your Account (from Closed positions or Finance Charges credited to your Account), less fees and charges and the minimum required Margin.

Your credit risk on IC Markets depends on the overall solvency of IC Markets, which is affected by IC Markets risk management.

Please note that the moneys withdrawn from the client trust account are payment by the Client to IC Markets and so the moneys become the property of IC Markets.

Since IC Markets acts on your authorisation to withdraw all of the funds which you deposit as your payment of Margin for your Account(s), typically your more significant credit risk arises when the moneys are withdrawn and paid to IC Markets (rather than the risks for when your money is in the client trust account). From the time of the withdrawal from the client moneys trust account, you are taking credit risk on IC Markets because you become an unsecured creditor of IC Markets.

Your credit risk on IC Markets is managed and reduced by:

- IC Markets applying its risk management policy and Margin policy designed to reduce risk to IC Markets and therefore benefit all of its Clients; and
- Keeping all surplus funds paid by Clients of IC Markets which are not paid to the Hedge Counterparty, in the client moneys trust account.

Risks from IC Markets' Hedge Counterparty

It is possible that IC Markets' Hedge Counterparties or any custodian used by a Hedge Counterparty may become insolvent or it is possible that other clients of Hedge Counterparty may cause a default which reduces the financial resources or capacity for that Hedge Counterparty to perform its obligations owed to IC Markets under the hedge contracts.

Since IC Markets is liable to you as principal on the CFD, IC Markets could be exposed to the insolvency of any Hedge Counterparty or other defaults which affect a Hedge Counterparty.

Counterparty Risk – Financial Resources

Since IC Markets is the CFD product issuer, you are exposed to the financial and business risk, including the credit risk associated with trading with IC Markets. If IC Markets becomes insolvent, IC Markets may be unable to meet its obligations to you.

IC Markets has risk management and compliance systems in place to manage risks including but not limited to financial, operational and credit risks.

IC Markets maintains a written policy to ensure it maintains adequate financial resources and complies with the financial requirements of its Australian Financial Services Licence. The steps that are taken to ensure this include:

- ensuring compliance with our financial obligations and licence conditions through conducting of an adjusted surplus liquid funds calculation in addition to cash flow projections;
- performing a daily client cash segregation calculation, ensuring we hold adequate cash in our client trust account in order to meet our obligations to clients; and
- all client money is held in trust accounts that are separate to IC Markets' operating account.

The risks you have by dealing with IC Markets (due to it being paid all of your moneys deposited into the client trust cannot be simplistically assessed by reference to historical financial information about IC Markets or its Hedge Counterparty or general statements of principle.

The credit risk you have on IC Markets depends on its solvency generally, as well as on the amount (and kind) of its capitalisation, its cashflow, all of its business risks, its counterparty risks for all of its business and transactions (not just CFDs), its risk management and actual implementation of that risk management.

Your credit risk on IC Markets will fluctuate throughout the day and from day to day, including due to the implied credit risk on its Hedge Counterparties, whose credit risk to IC Markets (and so indirectly to you) cannot be assessed or verified on a continuous basis or perhaps at all.

You should take into account all of those factors and not rely only on past financial statements since that could be materially incomplete information for your purposes, not current and therefore potentially misleading as a guide to the current solvency and credit-worthiness of IC Markets.

IC Markets' latest audited annual financial statements are available for inspection at our offices (free of charge).

Payments to you in IC Markets Insolvency

If IC Markets becomes insolvent, here is how you can be paid for any net credit balance in your Account:

- Any of your client moneys in the client moneys trust account should be paid to you, after deduction for any amounts properly payable to IC Markets for the CFDs or which you have otherwise agreed are payable to IC Markets (and subject to any court orders to the contrary).
- IC Markets would review whether it can and should pursue recovery action against any of its Hedge Counterparties for any claim against them.
- The precise amounts and timing of payments will not be known until the net position with the Hedge Counterparties are known.
- The position of the Hedge Counterparties depends on what it recovers from its hedge counterparties and what it owes its clients.
- IC Markets will need to assess the amounts prudently available to pay CFD Clients, and may choose to pay out interim amounts.
- IC Markets will need to assess fair and reasonable allocation to CFD Clients, having regard to, for example amounts paid from the client moneys trust account, Account balances and amounts recovered from a Hedge Counterparty.
- IC Markets is always able to pay Clients from its other available funds other than those held in the client moneys trust account (if any).

Counterparty Risk – Hedging

The term 'hedging' refers to the process where a financial services provider such as IC Markets reduces their exposure by entering into a corresponding trade with another entity referred to as a Hedge Counterparty. IC Markets manages its hedges of its CFD with its Hedge Counterparties on a portfolio basis and so, for the purposes of disclosing this risk, we need to consider the selection procedures and counterparties used by IC Markets.

Before entering into a relationship with a new Hedge Counterparty, IC Markets undertakes a due diligence process. This process includes a review of a number of key factors that relate to the risk of dealing with the counterparty. These include the counterparty's credit worthiness, reputation, regulatory oversight, funding arrangements, reporting processes, reliability, technology, fees and charges.

You should note that:

- IC Markets' Hedge Counterparties have not been involved in the preparation of this PDS nor authorised any statement made in this PDS relating to it.
- IC Markets' Hedge Counterparties have no contractual or other legal relationship with you as holder of the CFD. Our Hedge Counterparties are not liable to you and you have no legal recourse against them (because IC Markets acts as principal to you and not as agent) nor can you require IC Markets to take action against our Hedge Counterparties.
- IC Markets gives no assurance as to the solvency or performance of any Hedge Counterparty. IC Markets does not make any express or implied statement about the solvency or credit rating of any Hedge Counterparty, however we maintain a policy for managing the appropriateness of our counterparties.
- The regulation of a Hedge Counterparty is no assurance of the credit quality of the Hedge Counterparty or of any regulated or voluntary scheme for meeting the claims of creditors of the Hedge Counterparty. For example, although a Hedge Counterparty may be licensed by the Australian Securities and Investments Commission or other regulatory body that gives no assurance that the Hedge Counterparty has good credit quality or it will perform its obligations to IC Markets.
- The credit quality of a Hedge Counterparty can change quickly. IC Markets is not able to make assessments of the credit quality of its Hedge Counterparty which it can disclose and reports by independent credit rating agencies may not be available because of their lack of consent or because they are not licensed to allow such reports to be cited in the PDS given to retail clients.

IC Markets is not authorised to set out in this PDS any further information published by a Hedge Counterparty and IC Markets takes no responsibility for third-party information about the Hedge Counterparty which may be available to you. If you require further information about the Hedge Counterparty used by IC Markets before deciding whether to invest in CFDs, please first contact IC Markets or view our list of hedge counterparties on our website.

Section 5 – Significant Risks

Using CFDs involves a number of significant risks. You should seek independent advice and consider carefully whether CFDs are appropriate for you given your experience, financial objectives, needs and circumstances.

5.1 KEY RISKS

You should consider these key risks involved in CFDs:

Key Risks	Important issues
Loss from Leverage:	CFDs have leverage which can lead to large losses as well as large gains. The high degree of leverage in CFDs can work against you as well as for you. The leveraging in a CFD gives a moderate to high risk of a loss larger than the amounts you pay IC Markets (as Initial Margin or Variation Margin) and we hold on trust for you. It can also cause volatile fluctuations in the Margin requirements. Losses are likely if you do not adequately monitor your CFDs and Close Out any positions at a value acceptable to you.
Unlimited loss on CFDs:	There is a moderate to high risk of your potential loss on CFDs being unlimited – more than the amount you pay IC Markets for the CFDs. You can avoid unlimited losses if you do not trade CFDs. You can minimise losses on CFDs by monitoring your positions and Closing Out the positions before losses arise.
Client moneys are applied to pay for your CFDs:	The money which you pay into the client moneys trust account is not kept there but is withdrawn to pay IC Markets before the CFDs are issued to you, even if you pay more than the minimum Margin required. Your client moneys cannot be retained in the client moneys trust account because you need to pay IC Markets before the CFD is issued to you. You can minimise your loss of funds held on trust for you by only paying into the client moneys trust account the amount you are prepared to lose. Moneys withdrawn from the IC Markets client moneys trust account are either to pay IC Markets or to pay you. Moneys withdrawn to pay IC Markets are IC Markets' moneys (and are not held for you). Once your moneys are withdrawn from the IC Markets client moneys trust account you become an unsecured creditor of IC Markets and you lose all of the protections you had when your client moneys are in the IC Markets client moneys trust account.

Key Risks	Important issues
Margin risk:	You must be able to pay to IC Markets the amount of required Margin cover as and when required, otherwise all of your Transactions may be Closed Out without notice to you. Margin requirements are highly likely to change continuously, in line with market movements in the Underlying Instrument. You should consider there is a high risk of Margin requirements changing and changing at times very rapidly. There is a moderate to high risk that if the market value of the Underlying Instrument moves rapidly against you, you will be required to pay more Margin on little or no notice. If you do not meet those requirements, your positions can be automatically Closed Out. You can minimise your risk of losing your positions after failing to meet Margin requirements by carefully selecting the type and amount of CFDs to suit your needs, monitoring the positions, maintaining a prudent level of cash balance in your Account and providing sufficient Variation Margin within the time required by IC Markets.
Foreign exchange risk:	Foreign currency conversions required for your Account (see Section 7.1 for a further description) can expose you to foreign exchange risks between the time the Transaction is entered into and the time the relevant conversion of currencies occurs. Foreign exchange markets can change rapidly. This exposes you to adverse changes in the value of your Account which can be large (depending on foreign exchange rates) and volatile. This will directly affect the value of a CFD position and that in turn can affect the minimum amount of Margin required (or trigger a Margin call). You can minimise this risk by selecting CFDs with foreign exchange exposure that you are prepared to incur and to monitor.
Counterparty risk (Financial Resources):	You have the risk that IC Markets will not meet its obligations to you under the CFDs. IC Markets' CFDs are not Exchange traded so you need to consider the credit and related risks you have on IC Markets. As IC Markets is the CFD product issuer, you are exposed to the financial and business risk, including the credit risk associated with trading with IC Markets. If IC Markets becomes insolvent, IC Markets may be unable to meet its obligations to you. IC Markets believes that your counterparty risk on IC Markets is low, especially due to its hedging policy, Margin policy and risk management. The potential adverse outcome of this risk is very significant to you since, if it occurs, you could lose all or some of your investment. You can minimise your counterparty risk on IC Markets by limiting the amount you pay IC Markets, trading prudently and requesting payment to you of any surplus in your Account which is not required for prudent Margin management.
Counterparty risk (Hedging):	The term 'hedging' refers to the process where a financial services provider such as IC Markets reduces its exposure by entering into transactions with another entity referred to as a Hedge Counterparty. IC Markets manages its hedges of its CFD transactions with Hedge Counterparties on a portfolio basis and so, for the purposes of disclosing this risk you need to consider the selection procedures and counterparties used by IC Markets. Before entering into a relationship with a new hedging counterparty IC Markets undertakes a due diligence process, this process includes a review of a number of key factors that relate to the risk of dealing with the counterparty. These include the counterparty's credit worthiness, reputation, regulatory oversight, funding arrangements, reporting processes, fees and charges (See section 4.20). In accordance to CFTC and ASIC regulations, we are required to disclose counterparty financial institutions participating in the electronic platform enabled inter-connected foreign exchange marketplace to Qualified Eligible Person United States clients. These active registered liquidity provider counterparties are and include: Bank of America, UBS, HSBC, Citigroup, Goldman Sachs, BNP Paribas, RBC, JPMorgan Chase Bank, Morgan Stanley. Our liquidity provider partners are also featured and listed on our main company website.

5.2 OTHER SIGNIFICANT RISKS

You should consider these significant risks involved in CFDs:

Market risk:	CFD trading is highly speculative and volatile. There is a high risk that market prices will move such that the Contract Value of your CFDs on closing can be significantly less than the amount you invested in them. There is no guarantee or assurance that you will make profits, or not make losses, or that unrealised profits or losses will remain unchanged. You can reduce your risk by understanding the market relevant to your CFDs, monitoring your CFD positions carefully and Closing your positions before unacceptable losses arise. As CFDs are Over the Counter financial products you do not have the benefit of some of the advantages of trading on a licensed market, such as having a central clearing house to guarantee our obligations to you. IC Markets continues to offer trading in CFDs when the Underlying Instrument is illiquid but suspends trading in the CFD if the Underlying Instrument is suspended or delisted. In accordance with IC Markets Account Terms we may close related CFD positions at a price that is based on current and anticipated market conditions as determined by us in good faith.
Not a regulated market:	The CFDs offered by IC Markets are over-the-counter derivatives and are not covered by the rules of an Exchange. For example, trading on the ASX is governed by rules applicable to brokers and generally has the benefit of a guarantee system known as the National Guarantee Fund which provides protection from fraud or misconduct by brokers in connection with certain ASX trades. The ASX rules and the National Guarantee Fund do not apply to trading in CFDs. Over-the-counter contracts, by their nature are not liquid investments in themselves. If you want to exit your CFD, you rely on IC Markets' ability to Close Out at the time you wish, which might not match the liquidity or market price of the Underlying Instrument. You can reduce your risk by carefully reading this PDS, the Account Terms and taking independent advice on the legal and financial aspects relevant to you.
Market disruptions:	A market disruption may mean that you may be unable to deal in CFDs when desired, and you may suffer a loss as a result of that. Common examples of disruptions include the "crash" of a computer-based trading system, a fire or other Exchange emergency, or an Exchange regulatory body declaring an undesirable situation has developed in relation to particular series of contracts or a particular trade, and suspends trading in those contracts or cancels that trade.

Significant Risk	Important issues
Orders and gapping:	It may become difficult or impossible for you to Close Out a position. This can, for example, happen when there is a significant change in the CFD's value over a short period. There is a moderate to high risk of this occurring as a result of market volatility. IC Markets' ability to Close Out a CFD depends on the current market price. Gapping risk refers to an occurrence w the quote moves from one price to the next price, through an order level. This may be because the Underlying Instrument to which the CFD relates has stopped and recommences trading at a price below or above a Stop Loss Order level, or may trade in insufficient size as represented by your order for IC Markets to be able to place a trade in the Underlying Instrument. When gapping occurs your orders are executed at the Quote based on the first price that IC Markets are reasonably able to obtain in the Underlying Instrument. Accordingly, where you have an Order you must understand the potential impact of Gapping. You should consider placing orders or other orders that limit your losses but also closely monitor your Account and the relevant market in case the stop-loss order is not fully filled or filled at all and you need to take further action to limit your losses. You should note that contingent orders (such as, Limit and stop orders) are not guaranteed executable at the specified level or amount, unless explicitly stated otherwise by IC Markets. It is your responsibility to manage your orders, any order that you have placed and have not cancelled maybe filled by us and as a result you may incur a loss as a result of that order.
Online trading platform:	You are responsible for the means by which you access the online trading platform or your other contact with IC Markets. If you are unable to access the online trading platform, it may mean that you are unable to trade in CFDs (including Closing them out) or you might not be aware of the current Margin requirements and so you may suffer loss as a result. IC Markets may also suspend the operation of the online trading platform or any part of it, without prior notice to you. Although this is considered to be a low risk since it would usually only happen in unforeseen and extreme market situations, IC Markets has discretion in determining when to do this. If the online trading platform is suspended, you may have difficulty contacting IC Markets, you may not be able to contact IC Markets at all, or your orders may not be able to be executed at prices quoted to you. There is a moderate to high risk that IC Markets will impose volume limits on client accounts or filters on trading, which could prevent or delay execution of your orders, at your risk. You have no recourse against IC Markets in relation to the availability or otherwise of the online trading platforms, nor for their errors and software. Please review the terms and any guidance material for any particular online trading platform.
Exchange:	The rules of the relevant Exchange govern the trading in an Underlying Instrument which is Exchange-traded and so will indirectly affect the dealing in those CFDs.
Conflicts:	Trading with IC Markets carries an unavoidable risk of actual conflicts of interests because IC Markets is acting as principal in its CFD Transactions with you and IC Markets sets the price of the CFDs and also because it may be transacting with other persons, at different prices or rates, or IC Markets will be trading with market participants. The policy used by IC Markets is that as principal it issues the CFD to you based on the price it gives you, not by acting as broker to you. You can reduce the risks to you of unfavourable pricing or opaque pricing (meaning it is unclear how it relates to the underlying market) by monitoring IC Markets' CFD pricing compared with other CFDs which have comparable terms and by monitoring the underlying market.
Valuations:	The CFDs are valued by IC Markets. Typically this is by direct reference to (but not automatically solely derived from) the market value (or, if relevant, index level) of the relevant Underlying Instrument on the relevant Exchange which in turn affects the price quoted by a Hedge Counterparty to IC Markets. If the Exchange fails to provide that information (for example, due to a failure in the Exchange's trading system or data information service) or trading in the Underlying Instrument is halted or suspended, IC Markets may exercise its discretion to determine a value. Due to the nature of CFDs, in common with industry practice for such financial products, IC Markets' discretion is unfettered and so has no condition or qualification. While there are no specific limits on IC Markets' discretions, IC Markets must comply with its obligations as a financial services licensee to act efficiently, honestly and fairly. You therefore have the risk of relying on whatever value is determined by IC Markets in the circumstances permitted by the Account Terms.
Regulatory bodies:	A Client may incur losses that are caused by matters outside the control of IC Markets. For example, actions taken by a regulatory authority exercising its powers during a market emergency may ultimately result in losses to the client by reason of the effect of those actions on the Underlying Instrument and so the terms of the client's CFD. A regulatory authority can, in extreme situations, suspend trading or alter the price at which a position is settled, which will affect the Underlying Instrument for the Client's CFD.
Dealing spread risk:	For CFDs where we have applied a spread amount to the quoted prices there may be circumstances where the spread that you were quoted when you opened your position is greater than the spread applied when your position was Closed and vice versa. In such a scenario you may face greater costs in Closing a position than anticipated. Furthermore dealing spreads may widen depending on market volatility and trading hours.
Volatility risk:	Financial markets can be volatile. Unpredictable events can occur and prices of the Underlying Instrument over a CFD is based may move rapidly on little trading volume. In such circumstances it may become very difficult, if not impossible, to execute CFD Orders according to you instructions or at all, which could cause you to suffer a loss. In other circumstances there may be low trading volumes in the Underling Instrument to which your CFD relates and we may limit the size of the orders that you are able to place, which may prevent you from fulfilling your desired trading strategy.
IC Markets' powers on default, indemnities and limitations on liability:	If you fail to pay, or provide security for, amounts payable to IC Markets or fail to perform any obligation under your Transactions, IC Markets has extensive powers under the Account Terms to take steps to protect its position. For example, IC Markets has the power to Close Out positions and to determine the rates of interest it charges. Additionally, under the Account Terms you agree to indemnify IC Markets for certain losses and liabilities, including, for example, in default scenarios. You should read the Account Terms carefully to understand these matters.
Operational risk:	There is always operational risk in a CFD Transaction. For example, disruptions in operational processes such as communications, computers and computer networks, or external events may lead to delays in the execution and settlement of a transaction. We are not liable to you if losses arise owing to delays, errors or failures in operational processes outside our control, in particular, due to faults in the online trading platform or in the provision of data by third parties.

Section 6 – Costs, Fees & Charges

6.1 COSTS, FEES & CHARGES

IC Markets derives a financial benefit by entering into other transactions with other persons at different rates from those charged to the Client.

6.2 CFD TRANSACTION FEES

Commission

We charge a Transaction Fee on each CFD. Our rates vary depending on the type and level of service required, and the frequency and size of transactions.

There are different types of Transaction Fee charging models that can be applied depending on the individual CFD.

1. Percentage per trade

The greater of:

- the amount that is calculated by multiplying the Transaction Fee rate by the Contract Value of the CFD; and
- a minimum Transaction Fee or a minimum ticket Transaction Fee depending on the ticket size.

2. Fee per contract

The greater of:

- the amount that is calculated by multiplying the amount of CFDs traded by the individual charge per contract; and
- a minimum Transaction Fee or a minimum ticket Transaction Fee depending on the ticket size.

The Transaction Fee that you will be actually charged is disclosed on your statement.

The standard fee for CFDs you will be charged per Transaction is typically between 0.1% and 1% of the value of the Transaction and is up to a maximum of 5%, a minimum transaction fee may apply. The fee accrues immediately upon execution of the trade, and will be reflected in the execution price in accordance with the Account Terms.

Please remember that because you are required to enter into one CFD Transaction to Close Out the existing CFD Transaction, there may be a Transaction Fee on the CFD Transaction used to close the position.

An illustration of CFD Commission rates are calculated as a percentage of the notional value of the position is shown below:

CFD Transaction value	:	10,000 Share CFDs at $1 = $10,000 ($1 x 10,000)
Commission charge	:	0.10% (i.e 10 basis points)
Commission amount	:	$10 ($1 x 10,000 x 0.001)

In the case of Foreign Exchange CFDs we charge a commission rate per standard lot. The commission rate is typically AUD $3.50 per standard lot calculated in the base currency of your Account. The commission for Foreign Exchange CFDs is calculated as per the example below.

You decide to go long on the Australian dollar (AUD) against the US Dollar (USD) AUD/USD, and ask for a quote for 5 lots, the equivalent of USD 500,000 (lot sizes are set out in the trading details and on your trading platform). We quote you 1.0498/1.0499 and you buy 5 lots at 1.0499. Using a Transaction Fee rate of $3.5 per lot, your commission would be $17.50 (5 x $3.50).

Spread

The Spread is the difference between the bid and offer prices and should be factored into trading. Although not a direct cost (or separate charge) this is a feature of the product that should be considered prior to trading.

IC Markets will typically charge you a commission amount (the Transaction Fee) however should you elect to trade on a commission free basis, IC Markets will apply a larger Spread in the prices quoted.

The larger Spread is applied by way of adding the price shown to you by adding a further amount. Spreads can vary according to the volatility of the Underlying Instrument. We may change our Spreads at any time. Certain instruments may have wider Spreads outside of conventional market hours. Information regarding the Spreads that we quote is available from us directly and is published on our website.

Our normal Spreads are calculated as follows:

AUD/USD	: 1.04970/1.05000
Spread = (bid price – offer price)	: (1.04970-1.05000) = 3 pips
Cost = (quantity x spread)	: (1,000 x 0.0003) = 30 cents

6.3 FINANCE CHARGES/CREDIT

We apply a finance, swap or rollover charge to CFDs positions that you hold overnight, the financing charge will be applied daily on the face value of all open positions in your Account.

The financing charge is based on the current Base Rate for the currency in which you hold the CFD in plus or minus a maximum amount of 3% (this is known as the financing spread) this depending on whether you hold a long or short CFD position. For Foreign Exchange CFDs the Financing Rate or swap rate is calculated by determining the difference between the funding rates for the currencies quoted in the pair plus or minus our mark-up. For worked examples relating to financing charges see Section 4.11.

There is a Finance Charge applied to your Account and to each Trading Account if the value of the Withdrawable Funds is a negative number this is known as debit interest and is charged at a rate of the Base Rate plus 4%.

Overnight Financing Formula

Interest charges on equity CFDs are calculated according to the following formula:

F = n x P x I/360.

Interest adjustments for stock indices and index CFDs are calculated according to the formula:

F = n x L x P x I/360.

Interest adjustments for Forex CFDs, which reflect the relative interest rates of the currencies concerned, are calculated according to the formula:

F = V x R/360.

Where:

F = financing rate adjustment

n = number of shares or lots

P = current share or index price (closing price)*

L = lot size

I = applicable interest rate

V = the current value of the position in the second currency, equal to number of contracts (C) x contract size x spot exchange rate (P).

R = a percentage rate which reflects the overnight interest differential between the two currencies, in each case the individual interest rates used to calculate R will be a maximum of one percentage point above or below (at our discretion) the local interbank offered rate for the currency concerned.

Please see Section 4.11 for worked examples relating to the calculation of financing charges.

The formulas use a 360-day divisor for Australian, US and European shares and indices, and a 365 divisor for UK, Singapore and South African shares and indices.

A dividend adjustment is applied when a share (or a component share in the case of stock indices) passes its ex-dividend date (including the ex-date of any special dividend) in the underlying market.

In the case of long positions, the dividend adjustment is credited to your account, in the case of short positions it is debited from your account. The dividend adjustment for shares (Australian or otherwise) varies depending on local tax arrangements which may vary from time to time. An adjustment will also be made to your account to reflect the effect of a bonus share issue, scrip or rights issue affecting the underlying share if you have an open CFD position.

The maximum interest rate that may be levied under this PDS is the relevant interbank or central bank cash rate target +3% (for long positions) or -3% (for short positions). The relevant interbank or central bank cash rates used are listed in the Contract Details in the trading platforms or are available on request.

Base financing rate

The base financing rate is typically the benchmark cash rate (i.e., reference rate) of the country to which the currency of the Underlying Instrument of the CFD transaction relates. For example the rate for Australian CFDs is the RBA target cash rate.

In certain circumstances the base financing rate for some CFDs may be based on the London Interbank overnight rate (i.e., LIBOR) or interbank market rate for currencies not covered by LIBOR. IC Markets applicable base financing rate will depend on the product being traded.

For Foreign Exchange CFDs the base financing or swap / rollover rate is the interest rate differential between the two countries of the two quoted currencies in the Foreign Exchange pair, plus our spread. Refer to section 4.11.

6.4 INTEREST ON CASH BALANCES

IC Markets does not pay any interest on cash balances unless otherwise agreed in writing.

6.5 BANK FEES

The following fees may apply when funding your Account.

Payment Option	Charges
Mastercard	0-3.0%
Visa	0-3.0%
JCB	0-3.0%
Diners	0-3.0%
Wire Transfer (EFT)	No Charge
Bpay	No Charge

The account funding charges are merchant fees that we are charged by the banks that we deal with. IC Markets at its absolute discretion may elect to pay these fees on your behalf. Please be aware that you may incur fees imposed on your transaction by your bank. IC Markets is not responsible for these additional charges.

The following fees may apply when withdrawing money from your trading account.

Payment Option	Charges
Domestic Bank Transfers	No Charge, 12pm (AEST) cut-off time.
International Bank Transfers	$20 per transfer, 12 pm (AEST) cut-off time.
Urgent Domestic Bank Transfers (RTGS)	$35 per transfer, 12 pm (AEST) cut-off time.

Domestic bank transfers will ordinarily take 1-2 days to reach your bank account. Urgent bank transfer will ordinarily reach your bank account on the same day.

6.6 CONVERSION FEE

When you close an open position in a currency other than the Base Currency on your account, we automatically convert the realised profit and loss into the Base Currency of your Account at our current exchange rate quoted by us which may be different to the spot foreign exchange rate.

Opening CFD Transaction Value : Buy 10,000 equity CFDs at £1 = £10,000
(£1 x 10,000)

Closing CFD Transaction Value : Sell 10,000 equity CFDs at £2 = £20,000
(£2 x 10,000)

Realised Profit and Loss : AUD $16,300
(using GBP/AUD 1.6300 to convert £10,000)

6.7 STOCK BORROW FEES

IC Markets may charge you for the cost of our stock borrow charges in the event of being charged any such fees from our Hedge Counterparty. We will notify you of any such charges should they be incurred by us.

6.8 EXTERNAL FEES, TAXES AND CHARGES

You are responsible for any stamp duty, transaction duty, GST or similar goods and services or value added tax payable in respect of trading in Transactions (except for any income tax payable by IC Markets). Bank charges and fees imposed on IC Markets to clear your funds or in respect of your payments will also be charged to your Account.

The Account Terms may allow IC Markets to impose other fees or charges from time to time which do not relate directly to Transactions (and so are not costs, fees or charges for acquiring or later dealing in the CFD itself). For example, you may be required to pay royalty or similar charges set by data providers (e.g. the ASX) for your use of information feeds or for online transaction services. IC Markets may debit these amounts to your Account.

Exchange Fees

To enable your CFDs to trade on individual shares at market prices our dealing interface features share feed prices direct from the relevant stock exchange. The prices we publish for equity CFDs on shares are supplied to our trading platform from the relevant Exchange. Charges are incurred if we distribute data in this manner.

For clients who subscribe, the applicable exchange fees may be charged to your Account in accordance with the terms set out in the Trading Conditions published on our website. We may remove your access to an Exchange's price data if you do not have sufficient funds in your Account to cover the data fees. Your Account may be left with a debit balance as a result of ongoing data fees.

Section 7 – General Information

7.1 ACCOUNT CURRENCY

If you instruct IC Markets to effect a Transaction denominated in a currency different from the denomination of your Account currency, IC Markets will convert the currency value of your Transaction into the Account's currency.

The foreign currency conversions can expose you to foreign exchange risks between the time the Transaction is entered into and the time the relevant conversion of currencies occurs.

Foreign exchange markets can change rapidly. Exchange rates depend on a number of factors including for example, interest rates, currency supply and demand and actions of government. In some situations, exchanges of currency may be suspended. These will impact on the rates of conversion set by IC Markets.

7.2 DISCRETIONS

IC Markets has discretions under the Account Terms which can affect your Orders and positions. You do not have any power to direct how we exercise our discretions.

When exercising our discretions we will comply with our legal obligations as the holder of an Australian Financial Services Licence. We will have regard to our policies and to managing all risks (including financial, credit and legal risks) for ourselves and all of our clients, our obligations to our counterparties, market conditions and our reputation. We will try to act reasonably in exercising our discretions but we are not obliged to act in your best interests or to avoid or minimise a loss in your Account.

Our significant discretions are:

- whether to accept your Order (including to Close Out a position) or to amend it;
- any risk limits or other limits we impose on your Account or your trading;
- determining Margin requirements, especially the amount of Initial Margin, any Variation Margin, minimum Margin cover requirements, the time to meet any changed Margin requirement;
- determining values of CFDs (for opening and closing positions and for determining Margin);
- setting prices; and
- closing your positions and setting the Closing Price.

You should consider the significant risks that arise from IC Markets exercising its discretions.

Our other discretions include:

- setting our fees and interest rates (Base rate, Financing rate and swap rate);
- adjusting CFDs for adjustments made by the Exchange to the Underlying Instrument;
- setting foreign exchange conversion rates;
- opening and closing your Account;

- giving you a grace period for full compliance in paying by cleared funds any amount you owe; and
- interpretation, variation and application of our policies.

7.3 POLICIES

IC Markets has a number of policies that can affect your CFD investments. The policies are guidelines that IC Markets (including all of its staff) is expected to follow but policies are not part of the Account Terms and do not give you additional legal rights or powers.

We may change our policies at any time without notice to you. We may amend, withdraw, replace or add to our policies at any time without notice to you. Our policies may help you understand how we operate but all of the important information is set out in or referred to in this PDS so you should only rely on this PDS and not on the policies.

7.4 ANTI-MONEY LAUNDERING LAWS

IC Markets is subject to anti-money laundering and counter-terrorism financing laws (AML laws) that can affect your CFD trading. If your Account is established, IC Markets may disclose your personal information or stop transactions on your Account for the purposes of the AML laws or under IC Markets' AML laws procedures, without liability to you for any loss that arises due to that occurring.

7.5 ABOUT IC MARKETS

IC Markets is an Australian owned investment company. Further information about IC Markets is available on its website at www.icmarkets.com.

7.6 TAXATION IMPLICATIONS

CFDs will have taxation implications for Clients, depending on the current tax laws and administration, the nature of the Client for tax laws, the terms of the transactions and other circumstances. These are invariably complex and specific to each Client. You should consult your tax advisor before trading in these financial products.

The following information should be regarded as general information only.

Australian Taxation regime for CFDs

The Australian Taxation Office (ATO) has released Taxation Ruling 2005/15 which describes the income tax and capital gains tax consequences of dealing in CFDs. A copy of Taxation Ruling 2005/15 is available from the ATO's website www.ato.gov.au. Potential investors should note that this is a public ruling for the purpose of Part IVAAA of the Taxation Administration Act 1953 (Commonwealth) and therefore, if the ruling applies to the investor, the Commissioner of Taxation is bound to assess that investor on the basis outlined in the ruling. Penalties may apply where the treatment outlined in a taxation ruling is not followed and the investor has a tax shortfall. The following statements do not set out all of the content of the Taxation Ruling and there might be other taxation aspects that are relevant to your particular circumstances.

Profits and losses on CFDs

Any gains derived or losses incurred by you in respect of a CFD ordinarily should be included in your assessable income. When calculating the amount of profit or loss, you need to consider the difference between the Closing Value and the Contract Value on commencement of the position and any fees on open positions paid or received by you. If you hold your CFDs for the purpose of trading, you should seek independent taxation advice relevant to your circumstances.

Tax file number withholding rules

The tax file number withholding rules only apply to those investments as set out in income tax legislation. IC Markets' current understanding is that those withholding rules do not apply to its CFD financial products; however, if it is later determined to apply and you have not provided IC Markets with your tax file number or an exemption category, IC Markets may be obliged to withhold interest payments at the highest margin tax rate and remit that amount to the ATO.

Other fees, charges or commissions

If the CFD Transaction gives rise to gains that are assessable or losses that are deductible, any fees other than charges or Transaction Fees ordinarily should be available as a deduction at the time they are paid by the investor and debited against their Account.

Taxation of Financial Arrangements (TOFA)

The Australian laws on taxation of financial arrangements have rules (**Rules**) for determining the timing of gains and losses that arise in respect of financial arrangements. The rules provide that gains and losses from financial arrangements will be deemed to be a revenue amount for tax purposes.

The Rules are particularly important because it will have an impact on when a taxable gain or loss is recognised. This will affect your taxable income for the year and hence increase or decrease the tax payable.

The Rules could apply to the financial transactions made in CFDs; however, it excludes (i) individuals; (ii) superannuation funds and managed investment schemes whose total assets are less than $100 million and (iii) and other entities with a turnover which is less than A$100 million or other threshold tests, unless any of these persons elect to be treated by TOFA. You should seek independent taxation advice relevant to your circumstances.

Goods and Services Tax

With the exception of fees and charges as set out in this PDS, amounts payable for or in respect of CFDs are not subject to goods and service tax, in accordance with Australian Taxation Office Ruling GSTD 2005/3, available from www.ato.gov.au.

7.7 COOLING OFF

There is no cooling off arrangement for CFDs. This means that you do not have the right to return the CFD, nor request a refund of the money paid to acquire the CFD. If you change your mind after entering into a CFD with IC Markets, you must close it out, pay any Transaction costs and take the risk of incurring a loss in doing so.

7.8 ETHICAL CONSIDERATIONS

CFDs made under the Account do not have an investment component within the meaning of the Corporations Act for this purpose. Labour standards or environmental, social or ethical considerations are not taken into account by IC Markets when making, holding, varying or closing out CFDs.

7.9 JURISDICTIONS

The distribution of this PDS in jurisdictions outside Australia may be subject to legal restrictions. Any person who resides outside Australia who gains access to this PDS should comply with any such restrictions and failure to do so may constitute a violation of financial services laws.

7.10 IC MARKETS INSURANCE

IC Markets has the benefit of a comprehensive insurance policy in place to cover a variety of different scenarios, some of which may assist in the repayment of deficits arising from dealing with its Hedge Counterparty or if there is fraudulent activity by one of IC Markets' employees, directors or authorised representatives that results in your money being used in fraudulent activities. If the insurance policy is insufficient or the insurer fails to perform its obligations, IC Markets may not be able to make the payments it owes to you.

7.11 DISPUTE RESOLUTION

IC Markets wants to know about any problems you may have with the service provided to you so we can take steps to resolve the issue. IC Markets has an internal and external dispute resolution procedure to resolve complaints from clients who receive financial services. A copy of these procedures may be obtained through our website or by contacting us and requesting a copy (free of charge).

If you have a complaint about the financial product or service provided to you, please take the following steps:

1. Contact IC Markets and provide the details of your complaint. You may do this by telephone, facsimile, email or letter.
2. If you make a complaint in writing (which is not compulsory), we will acknowledge receipt of your complaint within 1 business day.
3. If your complaint is not satisfactorily resolved within five business days of receipt of your complaint, please contact the Compliance Department on +61(0)2 8014 4280 or put your complaint in writing and send it to the Compliance Department at:

   International Capital Markets Pty Ltd
   Level 6, 309 Kent Street
   Sydney NSW 2000

   IC Markets will try to resolve your complaint quickly and fairly. Complaints received in writing will be acknowledged within ten business days of written receipt of your complaint and we will use our best endeavours to try to resolve your complaint within 45 days of receipt of your written complaint unless we advise you that we require more time due to the nature of your complaint or other reasonable consideration.
4. If you still do not get a satisfactory outcome, you have the right to an external dispute resolution arbitration process, (eligible to U.S. QEP investor clients). Complaints may also be made to the Financial Ombudsman Service Ltd (**FOS**), if your complaint is within its rules. FOS is an external dispute resolution scheme. The contact details for FOS are:

Financial Ombudsman Service Limited
G.P.O. Box 3
Melbourne VIC 3001
Telephone: 1300 780 808
Website: www.fos.org.au

IC Markets is a member of the FOS complaints resolution scheme, membership number 13527. The service provided to you by FOS is free.

5. The Australian Securities and Investments Commission (ASIC) also has an Infoline on 1300 300 630 which you may use to make a complaint and obtain information about your rights.

7.12 PRIVACY

All of the information collected by IC Markets, in the application form or otherwise, is used for maintaining your Account and for the purpose of assessing whether you would be suitable as a Client.

IC Markets has obligations under, and has procedures in place to ensure its compliance with, the Privacy Act 2000.

Significantly, these include the following:

1. Collecting personal information

In collecting personal information, IC Markets is required to collect only information which is necessary for the purpose described above and ensure that collection of the information is by fair and lawful means; and to take reasonable steps to make you, the individual, aware of why the information is being collected and that you may access the information held by us.

If necessary, IC Markets also collects information on directors of a corporate client or agents or representatives of the client. IC Markets may be required by law to collect information, such as for taxation purposes or to identify persons who open or operate an account.

IC Markets may take steps to verify information given to it, such as consulting registries, referees, employers or credit agencies. This information will not be disclosed to any other person although IC Markets may disclose this information to its related bodies corporate if you intend to use the services of any of those related bodies corporate.

2. Using the personal information

Once IC Markets has collected the information from you, IC Markets will only use the information for the purposes described above unless you consent otherwise.

Personal information may be disclosed to:

- any person acting on your behalf, including your advisor, accountant, solicitor, executor, attorney or other representative;
- related bodies corporate of IC Markets if you use, or intend to use, services of those other corporations;
- any organisations to whom IC Markets outsources administrative functions;
- brokers or agents who refer your business to IC Markets (so that we may efficiently exchange information and administer your Account);
- regulatory authorities;
- as required or permitted by law or by court order.

This information will not be disclosed to any other person without your consent.

You may access your personal information held by IC Markets (subject to permitted exceptions), by contacting IC Markets. We may charge you for that access.

As IC Markets is obliged by law to take reasonable steps to ensure that the personal information used is accurate, up to date and complete, please inform us immediately if any of the information provided in this Section changes.

3. Retaining personal information

IC Markets has implemented and maintains secure protection of all personal information obtained from misuse, loss, unauthorised access, modification or disclosure.

The information will be destroyed or de-personalised if IC Markets no longer requires the information for the purpose referred to above.

7.13 APPLICATIONS

You apply for an Account by returning to IC Markets a completed application form which accompanies the PDS and Account Terms are available by contacting IC Markets' directly or is available on the internet.

Section 8 – Glossary

Account means your overall account with IC Markets established under the Account Terms and all Transactions recorded in them. Your Account will have one or more Trading Accounts.

Account Terms means the terms by which you deal in Transactions (as amended from time to time). For the CFDs covered by this PDS, these terms will be the CFD terms which were available with your application form for the Account (as later amended). Amendments may be notified to you from time to time in accordance with your current Account Terms.

ASIC means the Australian Securities and Investments Commission.

ASX means the securities and other Exchanges operated by ASX Limited.

Australian Dollars or **A$** means the lawful currency of the Commonwealth of Australia.

Base Currency is the first currency quoted when requested a quote for a Foreign Exchange CFD.

Base Rate means the amount nominated by IC Markets for this term from time to time, as notified to you (including through online services) or posted on its website. Unless otherwise specified from time to time, it is expressed as an annual rate accruing daily based on a year of 360 days.

Buffer Limit has the meaning given to it in Term 12(1) and 12(2) of the Account Terms and may be an order to open or to close a CFD.

Business Day means a weekday which is not a gazetted public holiday in Sydney.

CFD means a contract for the parties to pay in cash the difference in prices of financial products on the terms of the Account, including the CFD Terms.

CFD Terms means the terms for CFDs supplementing or otherwise part of the Account Terms.

Claims is used in this PDS to refer to all of the benefit of IC Markets' claims against the Hedge Counterparty arising out of the hedge contracts.

Client refers to the person who has the Account.

Client moneys trust account is the trust account operated by IC Markets for compliance with Part 7.8 of the Corporations Act to receive your deposits of moneys.

Close Out, Closed Out and **Closing Out** in relation to a Transaction means discharging or satisfying the obligations of the Client and IC Markets under the Transaction and this includes matching up the Transaction with a Transaction of the same kind under which the Client has assumed an offsetting opposite position.

Closing Date means the date on which the CFD Transaction is agreed to be Closed Out, or earlier, if actually or deemed to be Closed Out in accordance with the Account Terms.

Closing Price means the closing price (or, if an index, level) of the Underlying Instrument.

Closing Value means the value determined by multiplying the number of CFDs by the value or level of the CFD's Underlying Instrument at the Closing Date.

Contract Value means the face value of the CFD, and is calculated by IC Markets by multiplying the price (or, if an index, the level) of the relevant Underlying Instrument by the number of securities (or, if an index, multiplier) specified in or for the purposes of the CFD.

Current Market Price is the price available to IC Markets from its Hedge Counterparties, which may be a delayed price depending on whether you have subscribed for live pricing.

Day Order means an order for a Transaction which expires at the close of the Business Day's trading in the Exchange where the Underlying Instrument over which the CFD is offered is traded.

Exchange means the market operated by the ASX, ASX 24 operated by Australian Securities Exchange Limited (ABN 83 000 943 377), the Australian Clearing House operated by ASX Clearing Corporation Limited (ABN 45 087 801 554), or any other exchange or market in which IC Markets participates from time to time, whether directly or through agents or other market participants.

Finance Charge means a charge payable by you in respect of your Transaction, in accordance with the Account Terms.

Foreign Exchange CFD means a CFD issued by IC Markets whose Underyling Instrument is foreign exchange contract.

Futures Contract means a financial product traded on a futures Exchange whose specifications determine the terms of the relevant Futures Derivative. For example, the terms of Futures Derivative whose Underlying Reference Instrument is the ASX/SPI 200 Index™ will be determined based on the specifications of that Futures Contract.

IC Markets means IC Markets Pty Limited ABN 12 123 289 109; Australian Financial Services Licence No. 335 692.

Hedge Counterparty means a person with whom IC Markets enters into a hedge contract to hedge IC Market's exposure to a CFD.

Index means an Index CFD whose Underlying Reference Instrument is an index comprised of securities of issuers listed on an Exchange, typically an index sponsored or promoted by an Exchange. This could also be in the form of a futures contract where the reference is the underlying index.

Initial Margin means the amount which you are required to pay to IC Markets as the initial Margin cover for any Transaction which you propose to enter into.

Limit Order is an order to buy or sell at a specified price or better.

Margin means the balance of the amount of cash or other assets required to cover dealing through an Account.

Non-margin product means an IC Markets Product (or other Transaction) which has a Margin requirement equal to the full Contract Value (i.e 100%) of the Underlying Reference Instrument. This means there will be no later Margin requirement for that product (unless in respect of an instalment payment on an Underlying Reference Instrument which is a partly paid security). This product could be a synthetic equity.

Opening Price means the opening price (or, if an index, level) of the Underlying Instrument.

Order means any order placed by you to enter into a Transaction.

OTC contract means an over-the-counter contract for a financial product, including options and contracts in respect of foreign exchange or other commodities, such as metals.

Points or **Pips** means in the context of FX Product is the smallest increment by which a FX Product Price changes and is quoted depending on the number of decimal places the currency is quoted. For example on a USD/JPY Transaction, which is quoted with only two decimal (meaning one Pip = JPY 0.01).

Product Module means a product specific module which forms part of this Agreement and sets out the terms and conditions that apply to specific types of CFDs and/or Services, and any amendments thereto. If, after your agreement to the Account Terms, you are sent a Product Module for a particular CFD type that you have not traded or been provided with before, then that Product Module will be effective and binding on you from the date that you first trade or open a CFD governed by that Product Module.

Spread means the difference between the bid price and the ask price of a CFD.

Stop Order is an Order which is triggered when the price or level reaches a particular price/level (the stop price). Once the price/level has reached this price, a Stop Order essentially becomes a market order which is acted on.

Surplus is used in this PDS to refer to all of the surplus funds which IC Markets has, sourced from your Margin payments to it, which IC Markets has not paid to the Hedge Counterparty or paid as your fees and charges.

Trading Account means a specific account within your overall Account, which can be set up to apply to one particular currency or one particular group of CFDs, such as equity CFDs. The Trading Accounts are for your administrative convenience – they are not segregated trading accounts quarantined from each other.

Transaction means any of the kinds of OTC contracts which are traded under the Account Terms.

Transaction Fee means the fee or commission from time to time specified by IC Markets to be the amount payable by you to IC Markets in respect of each Transaction as set out in this PDS or as later varied in accordance with the Account Terms and this PDS.

Underlying Investment is just a general expression for the kind of investments that make up the Underlying Instrument, rather than referring to a specific Underlying Instrument for a CFD.

Underlying Instrument means any security, financial product, foreign exchange, commodity, index or other item (or any combination of one or more of those) the subject of a Transaction, including a value determined by reference to an index or an index multiplied by an amount of currency, in any jurisdiction, whether or not through an Exchange or other market facility. References in this PDS to an Underlying Instrument which is a share or other similar equity financial product also apply when the Underlying Instrument is different, for example, a futures contract, an exchange traded option, a currency (or pairs of currencies) (with any necessary adaptation to the particular kind of Underlying Instrument).

Variation Margin means an amount which you are required to pay to IC Markets as additional Margin cover.

We or **Us** refers to IC Markets.

Withdrawable Funds means the amount calculated by IC Markets as the amount of cash which would be paid to you from the Account if requested. For CFDs covered by this PDS, the Withdrawable Funds is calculated based on:

- the Withdrawable Funds of the Account, being:
  - the cash balance of the Account (if any); plus
  - the value of any unrealised profits and minus the value of any unrealised losses of all open positions in the Account; minus
  - the value of all Margin cover requirements for all Transactions on the Account (including all Trading Accounts); and
- the Withdrawable Funds of a Trading Account, being:
  - the cash balance of the Trading Account (if any); plus
  - the value of any unrealised profits and minus the value of any unrealised losses of all open positions in the Trading Account.

The amount is subject to final adjustment by IC Markets at any time including immediately after payment of cash to you for any reason whatever, including changes in the value or level of Underlying Instrument, interest rates, currency rates, and unposted (or unreported) but accrued dividend or corporate action adjustments, Finance Charges or Transaction Fees.

You means the person who is the Client.

Section 9 – Account Terms

1. Introduction

1) International Capital Markets Pty Ltd (ABN 12 123 289 109) ("we", "us", "our", "ours" and "ourselves" as appropriate), is regulated by the Australian Securities and Investment Commission ("ASIC") and is a holder of an Australian Financial Services Licence issued by ASIC numbered 335 692 (the "AFS Licence") in respect of Transactions on financial markets. Our registered address is Level 6, 309 Kent Street, Sydney NSW 2000.

2) These Account Terms, once we have accepted and opened an account for you will form an agreement (**Agreement**) between us and you and will govern all Transactions entered into between us and the customer ("you", "your", "yours" and "yourself" as appropriate). You should read this Agreement carefully, including the contract details, the Financial Services Guide and ancillary documents, any applicable product module together with the Product Disclosure Statement and any other documents that we have supplied or in the future do supply to you.

3) Nothing in this Agreement will exclude or restrict any duty or liability owed by us to you under the Governing Legislation and if there is any conflict between this Agreement and the Governing Legislation, the Governing Legislation will prevail.

4) This Agreement will come into effect on the date we open your account, and, for any new versions thereafter, on the date we notify you.

5) In this Agreement certain words and expressions have the meanings set out in clause 30.

2. The services we will provide and dealings between you and us

1) This Agreement sets out the basis on which we will enter into Transactions with you and governs each Transaction entered into or outstanding between you and us on or after this Agreement comes into effect. Our CFDs carry a high level of risk and can result in losses that exceed your initial payment. Our products are not suitable for everyone. An explanation of the risks associated with our CFDs set out in Section 5 of the Product Disclosure Statement and you should ensure you fully understand such risks before entering into this Agreement with us.

2) Under the terms of the Governing Legislation you will be classified as a retail client unless we establish that you fall within the category of wholesale client. If you meet these criteria and apply to be categorised as a wholesale client we will notify you of our decision and of your classification in writing.

3) We will act as principal and not as agent on your behalf. You will open each Transaction with us as principal and not as agent for any undisclosed person. This means that unless we have otherwise agreed in writing, we will treat you as our client for all purposes and you will be directly and personally responsible for performing your obligations under each Transaction entered into by you, whether you are dealing with us directly or through an agent. If you act in connection with or on behalf of someone else, whether or not you identify that person to us, we will not accept that person as an indirect customer of ours and we will accept no obligation to them unless otherwise specifically agreed in writing.

4) Dealings with you will be carried out by us on an execution-only basis unless agreed by us, in writing, as being on an advisory basis or a discretionary management basis. You agree that, unless otherwise provided in this Agreement, we are under no obligation:

   (a) to satisfy ourselves as to the suitability of any Transaction for you;
   (b) to monitor or advise you on the status of any Transaction;
   (c) to make Margin calls; or
   (d) to close any Transaction that you have opened,

   Notwithstanding that previously we may have given such advice or taken such action in relation to that Transaction or any other.

5) Where dealings between you and us are on an execution-only basis you will not be entitled to ask us to provide you with investment advice relating to a Transaction or make any statement of opinion to encourage you to open a particular Transaction. We may, in our absolute discretion, provide information:

   (a) in relation to any Transaction about which you or your authorised representative have enquired, particularly regarding procedures and risks attaching to that Transaction and ways of minimising risk; and
   (b) by way of factual market information,

   however, we will be under no obligation to disclose such information to you and in the event of us supplying such information it will not constitute financial product advice. If, notwithstanding the fact that dealings between you and us are on an execution-only basis, a dealer employed by us nevertheless makes a statement of opinion (whether in response to your request or otherwise) regarding any Instrument or Transaction, you agree that it is not reasonable for you to, nor will you be entitled to, rely on such statement and that it will not constitute financial product advice.

6) Where we have agreed in writing that dealings between you and us are on an advisory basis, any investment or financial product advice we may provide to you will be subject to the Product Module.

7) If the information given to you pursuant to Term 2(4)(a) and/or 2(4)(b) above is deemed to be financial product advice, you acknowledge and agree that:

   (a) this information constitutes general financial product advice only; and
   (b) this information will have been prepared without taking into account your personal objectives, financial situation or needs;
   (c) because of this, you should, before opening any Transactions, consider the appropriateness of the information, having regard to your personal objectives, financial situation and needs.

8) Notwithstanding Term 2(5), you agree that in respect of execution-only dealing you rely on your own judgement in opening, closing, or refraining from opening or closing a Transaction with us and that in respect of both execution only and advisory dealing we will not, in the absence of fraud, wilful default or negligence be liable for any losses (including, without limitation, indirect or consequential losses or loss of opportunity or profits arising from any failure by you to make any anticipated profits), costs, expenses or damages suffered by you arising from any inaccuracy or mistake in any information or advice, or unsuitability of any advice, given to you, including without limitation, information or advice relating to any of your Transactions with us. You acknowledge and agree that if, in any given circumstance, we do not positively offer any advice or recommend that you take any action in relation to any Transaction, that does not imply that we are advising you not to take such action (or any action at all) in relation to that Transaction. Subject to our right to void or close any Transaction in the specific circumstances set out in this Agreement, any Transaction opened by you following such inaccuracy or mistake will nonetheless remain valid and binding in all respects on both you and us.

9) You acknowledge that information contained in the Contract Details is indicative only and may, at the time when you open or close a Transaction, have become inaccurate. The current Contract Details will be the version then displayed on our website(s), which may be updated from time to time.

10) In the event that any information contained in the Product Disclosure Statement becomes inaccurate or out of date or if there occurs a material change in any of the matters specified in the PDS or if there occurs any significant event that affects the matters so specified we will issue a Supplemental Product Disclosure Statement or a new Product Disclosure Statement in accordance with the Legislation. You agree that, subject to the Governing Legislation, we may provide you with any such Supplemental Product Disclosure Statement or new Product Disclosure Statement by publishing it on our website(s) and that it is your responsibility to consult our website(s) prior to placing any Transaction with us. In addition we may, at our discretion, send any Supplemental Product Disclosure Statement or new Product Disclosure Statement to you by email or by post.

11) Before you begin to trade with us, we will take all reasonable steps to provide you with a clear explanation of all commission, spreads, fees, funding and other charges for which you will be liable. These charges will affect your trading net profits (if any) or increase your losses. See Terms 4(1)(a), 4(1)(b), 5(5), 8(16), 12(5), 14(2) and 14(3) for further details.

12) We reserve the right to require you to pay, or reimburse, us for stamp duty in the event of a change in the basis of stamp duty rates or law. We also reserve the right to charge you for the provision by us to you of market data (be that raw or derived market data).

13) We offer different types of accounts with different characteristics and features. Depending on your knowledge and experience and the type of Transactions you generally place with us, some of these account types may not be available to you. We reserve the right to convert your account into a different account type if, acting reasonably, we determine that a different type of account is more appropriate for you. We also

reserve the right to change the features and eligibility criteria of our accounts at any time and we will provide prior notification of such changes on our website, by email or on our Electronic Trading Service.

14) From time to time, we may make additional services or specific types of Transactions available to you, for example, spot foreign exchange contracts. Such additional services or Transactions may be subject to special conditions.

15) <u>We may, with or without notice, and in addition to any other rights we have under these terms:</u>

a) close-out or cancel all or part, as we reasonably consider appropriate, the Contracts for Difference; or
b) reduce your positions limit; or
c) refuse Orders; or
d) terminate this Agreement; or
e) adjust the price, size or value of the contract; or
f) adjust the margin requirement (leverage).

16) We may exercise our rights in accordance Term 2(15) if:

a) An Event of Default event has occurred; or
b) we reasonably consider that there are abnormal trading conditions; or
c) we reasonably consider if necessary for the protection of our rights under this Agreement; or
d) we are unable to make prices in the relevant contract due to the unavailability of the relevant market information for reasons beyond our control; or
e) we so decide in our absolute discretion and, in this case only, give written notice of such decision to you; or
f) we consider that you may be in possession of 'inside information' within the meaning of section 1042A of the Corporations Act; or
g) we consider that you may be breach of any applicable law; or
h) either party is so requested by the ASIC or any other regulatory agency or authority; or
i) your actual Margin is less than the required Margin; or
j) the aggregate of the Contract Value for your Orders and the Contract Value for all other orders for an Underlying Instrument is below the minimum or above the maximum values that we reasonably consider appropriate in the market.

17) You accept that we may Close-out any of your Transactions and in what proportion that we decide in our absolute discretion.

3. Conflicts of interest

1) You acknowledge that we and our Associated Companies provide a diverse range of financial services to a broad range of clients and counterparties and circumstances may arise in which we, our Associated Companies, or a Relevant Person may have a material interest in a Transaction with or for you or where a conflict of interest may arise between your interests and those of other clients or counterparties or of ourselves.

2) We are required by law to take all reasonable steps to identify conflicts of interests between ourselves, our Associated Companies and Relevant Persons and our clients, or between one client and another, that arise in the course of providing our investment service. The following are examples of such material interests and conflicts of interests:

(a) We may effect or arrange for the effecting of a Transaction with you or on your behalf in connection with which we, our Associated Companies, or a Relevant Person may have other direct or indirect material interests;
(b) Subject to the Governing Legislation, we may pay to and accept from third parties (and not be liable to account to you) benefits, commissions or remunerations which are paid or received as a result of Transactions conducted by you;
(c) We, or an Associated Company, may give investment advice or provide other services to another client about or concerning the Underlying Market in relation to which you enter a Transaction.

3) We have in place organisational and administrative controls to manage the conflicts of interests identified above such that we can be reasonably confident that risks of damage to clients as a result of any conflict will be prevented.

4) We are not under any obligation to account to you for any profit, commission or remuneration made or received from or by reason of Transactions or circumstances in which we, our Associated Companies or a Relevant Person has a material interest or where in particular circumstances a conflict of interest may exist.

5) You acknowledge that you are aware of the possibility that the conflicts disclosed in this Term will arise and consent to us acting notwithstanding such conflict.

4. Providing a quote

Upon your request, in accordance with Terms 4(2) and 4(3), we will quote a higher and lower figure for each Transaction ("our bid and ask prices"). Subject to Term 4(8), these figures will be either effectively based on the bid/offer prices in the Underlying Market or they will be our own bid/offer prices and details of which basis will apply may be found in the Contract Details or may be obtained from our dealers on request.
You acknowledge that our spreads can widen significantly in some circumstances, that they may not be the same size as the examples given in the Contract Details and that there is no limit on how large they may be. You acknowledge that when you close a Transaction, the Spread may be larger or smaller than the Spread when the Transaction was opened. You acknowledge that such figures will be set by us at our reasonable discretion. The Spread quoted by us will reflect our view of prevailing market conditions.

1) You may request a quote to open a Transaction or to close all or any part of a Transaction at any time during our normal hours of trading for the Instrument in respect of which you wish to open or close the Transaction. Outside those hours, we will be under no obligation to but may, at our absolute discretion, provide a quote and accept and act on your offer to open or close a Transaction. We may notify you of certain Instruments in respect of which we will not quote, restrictions on the amount for which we will quote, or other conditions that may apply to our quote, but any such notification will not be binding on us.

2) If we choose to provide a quote, we may provide a quote either orally by telephone or electronically via our Electronic Trading Services or by such other means as we may from time to time notify to you. Our quoting of a higher and lower figure for each Instrument (whether by telephone, Electronic Trading Service, or otherwise) does not constitute an offer to open or close a Transaction at those levels. A Transaction will be initiated by you offering to open or close a Transaction in respect of a specified Instrument at the level quoted by us. We may, acting reasonably, accept or reject your offer at any time until the Transaction has been executed or we have acknowledged that your offer has been withdrawn. A Transaction will be opened or, as the case may be, closed only when your offer has been received and accepted by us. Our acceptance of an offer to open or close a Transaction, and thus the execution of the Transaction, will be evidenced by our confirmation of its terms to you.

3) If we become aware that any of the factors set out in Term 4(5) are not satisfied at the time you offer to open or close a Transaction, we reserve the right to reject your offer at the level quoted. If we have, nevertheless, already opened or closed a Transaction prior to becoming aware that a factor set out in Term 4(5) has not been met we may, at our discretion, either treat such a Transaction as void from the outset or close it at our then prevailing price. However, we may allow you to open or, as the case may be, close the Transaction in which case you will be bound by the opening or closure of such Transaction, notwithstanding that the factors in Term 4(5) were not satisfied.

4) The factors referred to in Term 4(4) include, but are not limited to, the following:

(a) the quote must be obtained from us as set out in Term 4(3);
(b) the quote must not be expressed as being given on an "indicative only" or similar basis;
(c) if you obtain the quote by telephone, it must be given by a person who is a dealer employed by us and your offer to open or close the Transaction must be given during the same telephone conversation in which you obtained the quote and the dealer giving the quote must not have informed you before you make the offer to open or close the Transaction and that offer has been confirmed as accepted by us that the quote is no longer valid;
(d) if you obtain the quote electronically via our Electronic Trading Services, your offer to open or close the Transaction, and our acceptance of your offer, must be given while the quote is still valid;
(e) the quote must not be a Manifest Error;
(f) when you offer to open a Transaction, the number of shares, contracts or other units in respect of which the Transaction is to be opened must be neither smaller than the Minimum Size nor larger than the Normal Market Size;
(g) when you offer to close part but not all of an open Transaction both the part of the Transaction that you offer to close and the part that would remain open if we accepted your offer must not be smaller than the Minimum Size;
(h) a Force Majeure Event must not have occurred;

(i) when you offer to open a Transaction an Event of Default must not have occurred in respect of you, nor must you have acted in such a way as to trigger an Event of Default;
(j) the telephone or Electronic conversation in which you offer to open or close the Transaction must not be terminated before we have received and accepted your offer;
(k) when you offer to open or close any Transaction, the opening of the Transaction must not result in your exceeding any credit or other limit placed on your dealings.

5) We reserve the right to refuse any offer to open or close a Transaction larger than the Normal Market Size. Our quotation for a Transaction equal to or greater than Normal Market Size is not guaranteed to be within any specific percentage of any Underlying Market or related market quotation and our acceptance of your offer may be subject to special conditions and requirements that we will advise to you at the time we accept your offer. We will inform you of the Normal Market Size for a particular Instrument on request.

6) Where an Instrument trades on multiple Underlying Markets, one of which is the primary Underlying Market, you agree that we may but are not required to base our bid and offer prices on the aggregate bid/offer prices in the Underlying Markets.

5. Opening a Transaction

1) You will open a Transaction by "buying" or "selling". In this Agreement a Transaction that is opened by "buying" is referred to as a "Buy" and may also, in our dealings with you, be referred to as "long" or "long position"; a Transaction that is opened by "selling" is referred to as a "Sell" and may also, in our dealings with you, be referred to as "short" or "short position".

2) When you open a Buy, the Opening Level will be the higher figure quoted by us for the Transaction and when you open a Sell, the Opening Level will be the lower figure quoted by us for the Transaction.

3) A Transaction must always be made for a specified number of shares, contracts or other units that constitute the underlying Instrument.

4) Each Transaction opened by you will be binding on you notwithstanding that by opening the Transaction you may have exceeded any credit or other limit applicable to you or in respect of your dealings with us.

5) When you open and when you close a Transaction, you will pay us a Commission that is calculated as a percentage of the value of the opening or closing Transaction (as applicable) or as an amount per equivalent Instrument or Instruments on the Underlying Market or on any other basis agreed between ourselves in writing (unless we expressly agree not to charge a commission). The Commission will be the amount set out in the Contract Details or otherwise notified to you, or, if no such rate is specified, it will be 0.2% of the value of the opening or closing Transaction (as applicable).

6) Unless we agree otherwise, all sums payable by you pursuant to Term 5(5) upon opening are due and must be paid upon the Opening Level of your Transaction being determined by us.

6. Multiple Transactions

1) Where you have opened a Buy in respect of a particular Instrument and you subsequently open a Sell in respect of the same Instrument, including by an Order, at a time when the Buy remains open, then unless you instruct us to the contrary (for example, by way of a Force Open, if accepted by us):

(a) if the size of the Sell order is less than the size of the Buy, we will treat the offer to sell as an offer to partly close the Buy to the extent of the size of the Sell order;
(b) if the size of the Sell order is the same as the size of the Buy, we will treat the offer to sell as an offer to close the Buy entirely;
(c) if the size of the Sell order exceeds the size of the Buy, we will treat the offer to sell as an offer to close the Buy entirely and open a Sell position equal to the amount of such excess.

2) Where you have opened a Sell in respect of a particular Instrument and you subsequently open a Buy in respect of the same Instrument, including by an Order, at a time when the Sell remains open, then unless you instruct us to the contrary (for example, by way of a Force Open, if accepted by us):

(a) if the size of the Buy order is less than the size of the Sell we will treat the offer to buy as an offer to partly close the Sell to the extent of the size of the Buy order;
(b) if the size of the Buy order is the same as the size of the Sell we will treat the offer to buy as an offer to close the Sell entirely;
(c) if the size of the Buy order exceeds the size of the Sell we will treat the offer to buy as an offer to close the Sell entirely and open a Buy position equal to the amount of such excess.

7. Closing a Transaction

Undated Transactions

1) Subject to this Agreement and any requirement we may specify in relation to Linked Transactions, you may close an open Undated Transaction or any part of such open Undated Transaction at any time.

2) When you close an Undated Transaction, the Closing Level will be, if you are closing an Undated Buy Transaction, the lower figure then quoted by us and, if you are closing an Undated Sell Transaction, the higher figure then quoted by us.

Expiry Transactions

3) Subject to this Agreement and any requirement we may specify in relation to Linked Transactions, you may close an open Expiry Transaction or any part of such open Expiry Transaction at any time prior to the Last Dealing Time for that Instrument.

4) Details of the applicable Last Dealing Time for each Instrument will normally be available in the Contract Details and may be obtained from us on request. It is your responsibility to make yourself aware of the Last Dealing Time or, as the case may be, the expiry time for a particular product.

5) When you close an Expiry Transaction prior to the Last Dealing Time for the Instrument, the Closing Level will, if the Transaction is a Buy, be the lower figure then quoted by us and if the Transaction is a Sell, the higher figure then quoted by us.

6) If you do not close an Expiry Transaction in respect of an Instrument on or before the Last Dealing Time then, subject to Term 7(8), we will close your Expiry Transaction as soon as we have ascertained the Closing Level of the Expiry Transaction. The Closing Level of the Expiry Transaction will be (a) the last traded price at or prior to the close or the applicable official closing quotation or value in the relevant Underlying Market as reported by the relevant exchange, errors and omissions excluded; plus or, as the case may be, minus (b) any Spread that we apply when such an Expiry Transaction is closed. Details of the Spread that we apply when a particular Expiry Transaction is closed are set out in the Contract Details and are available on request. You acknowledge that it is your responsibility to make yourself aware of the Last Dealing Time and of any Spread or Commission that we may apply when you close an Expiry Transaction.

7) We may accept standing instructions from you to automatically roll over all of your Expiry Transaction(s) to the next contract period, so that they do not automatically expire. Alternatively, you may ask that we accept roll instructions in respect of a specific Expiry Transaction. You acknowledge that it is your responsibility to make yourself aware of the next applicable contract period for a Transaction and that effecting the rollover of a Transaction may result in you incurring losses on your account. Any agreement as to roll over is entirely at our discretion and we reserve the right to refuse to rollover a Transaction or Transactions, despite any instruction you have given us, if we determine, acting reasonably, that to effect a rollover would result in you exceeding any credit or other limit placed on your dealings with us. Where we do effect a rollover, the original Expiry Transaction will be closed at or just prior to the Last Dealing Time and become due for settlement and a new Expiry Transaction will be created; such closing and opening trades will be on our normal terms.

8) Where an Expiry Transaction in respect of an Instrument is in excess of four times the Normal Market Size, or where any number of such Expiry Transactions are together in excess of four times the Normal Market Size, and where such Expiry Transaction(s) has not already been closed prior to the Last Dealing Time, we reserve the right to automatically roll over the Expiry Transaction(s) to the next contract period where we reasonably believe it is in your best interests and/or the best interests of our clients as a whole to do so. If we choose to roll over your Transaction(s), we will generally try to contact you ahead of the Last Dealing Time, but for the avoidance of doubt we may roll your Transaction(s) even if we have not contacted you.

General provisions

9) Our additional rights to void and/or close one or more of your Transactions in specific circumstances are set out in Terms 4(4), 7(3), 8, 10, 14(4), 16, 19(5), 20, 22, 23, 24 and 25(2).

10) Upon closing a Transaction, and subject to any applicable adjustments for interest and dividends in accordance with this Agreement:

(a) you must pay us the difference between the Opening Level of the Transaction and Closing Level of the Transaction multiplied by the number of units of the Instrument that comprise the Transaction if the Transaction is:

(i) a Sell and the Closing Level of the Transaction is higher than the Opening Level of the Transaction; or
(ii) a Buy and the Closing Level of the Transaction is lower than the Opening Level of the Transaction.

(b) we must pay you the difference between the Opening Level of the Transaction and the Closing Level of the Transaction multiplied by the number of units of the Instrument that comprise the Transaction if the Transaction is:

(i) a Sell and the Closing Level of the Transaction is lower than the Opening Level of the Transaction; or
(ii) a Buy and the Closing Level of the Transaction is higher than the Opening Level of the Transaction.

11) When you close a Transaction you must pay us Commission as set out in Term 5(5).

12) Unless we agree otherwise, all sums payable by you pursuant to Term 7(10)(a) and Term 7(11) are due immediately upon the Closing Level of your Transaction being determined by us and will be paid in accordance with Term 13. Sums payable by us pursuant to Term 7(10)(b) and will be settled in accordance with Term 15.

13) We reserve the right to alter your Closing Level in accordance with Term 4(6).

8. Electronic Transactions

1) You represent and warrant that you are aware of all Applicable Regulations that apply to Electronic Trading Services that you use and that your use of the Electronic Trading Services will comply with all Applicable Regulations and this Agreement as amended from time to time.

2) We have no obligation to accept, or to execute or cancel, all or any part of a Transaction that you seek to execute or cancel through an Electronic Trading Service. Without limitation of the foregoing, we have no responsibility for transmissions that are inaccurate or not received by us, and we may execute any Transaction on the terms actually received by us.

3) You authorise us to act on any instruction given or appearing to be given by you using the Security Devices and received by us in relation to any Electronic Trading Service you use ("**Instruction**"). We are not obliged to act on any Instruction, or to execute or otherwise enter into any particular Transaction, and need not give any reasons for declining to do so. Unless we agree otherwise with you, you will have no right to amend or revoke an Instruction once received by us. You will be responsible for the genuineness and accuracy, both as to content and form, of any Instruction received by us. You acknowledge that in the event of Manifest Error prices or volumes we will have a right to void the Transaction and such a Transaction will not be binding on us.

4) You acknowledge we have the right, unilaterally and with immediate effect, to suspend or terminate (at any time, with or without cause or prior notice) all or any part of any Electronic Trading Service, or your access to any Electronic Trading Service, to change the nature, composition or availability of any Electronic Trading Service, or to change the limits we set on the trading you may conduct through any Electronic Trading Service.

5) In accordance with Term 4, all prices shown on any Electronic Trading Service are indicative and are subject to constant change.

Access

6) Use of any high speed or automated mass data entry system with any Electronic Trading Service will only be permitted with our prior written consent exercised in our sole discretion.

7) Where we permit electronic communications between you and us to be based on a customised interface using a protocol such as FIX, those communications will be interpreted by and subject to any rules of engagement for such interface protocol that are provided to you.

8) You are required to test any customised interface prior to using it in a live environment and you agree you will be responsible for any errors or failure in your implementation of the interface protocol.

Use of Electronic Trading Services

9) Where we grant you access to an Electronic Trading Service we will grant you, for the term of this Agreement, a personal, limited, non-exclusive, revocable, non-transferable and non-sublicenseable license to use the Electronic Trading Services pursuant to and in strict accordance with the terms of this Agreement. We may provide certain portions of the Electronic Trading Services under licence from third parties, and you will comply with any additional restrictions on your usage that we may communicate to you from time to time, or that are otherwise the subject of an agreement between you and such licensors.

10) We are providing the Electronic Trading Services to you only for your personal use and only for the purposes, and subject to the Account Terms, of this Agreement. You may not sell, lease, or provide, directly or indirectly, the Electronic Trading Services or any portion of the Electronic Trading Services to any third party except as permitted by this Agreement. You acknowledge that all proprietary rights in the Electronic Trading Services are owned by us or by any applicable third party service providers selected by us providing us with all or part of the Electronic Trading Services, or providing you with access to the Electronic Trading Services, or their respective licensors, and are protected under copyright, trademark and other intellectual property laws and other applicable law. You receive no copyright, intellectual property rights or other rights in or to the Electronic Trading Services, except those specifically set out in this Agreement. You will protect and not violate those proprietary rights in the Electronic Trading Services and honour and comply with our reasonable requests to protect our and our third party service providers' contractual, statutory and common law rights in the Electronic Trading Services. If you become aware of any violation of our or our third party service providers' proprietary rights in the Electronic Trading Services, you will notify us in writing immediately.

Software

11) In the event that you receive any data, information or software via an Electronic Trading Service other than that which you are entitled to receive pursuant to this Agreement, you will immediately notify us and will not use, in any way whatsoever, such data, information or software.

12) For some Electronic Trading Services software may be downloaded by you on one or more Systems but under no circumstances are you permitted to use the Electronic Trading Service on more than one System at any one time.

13) You will take all reasonable steps to ensure that no computer viruses, worms, software bombs or similar items are introduced into the System or software you use to access our Electronic Trading Services.

14) We and our licensors (as the case may be) will retain the intellectual property rights in all elements of the software and such software and databases contained within the Electronic Trading Services and you will not in any circumstances, obtain title or interest in such elements other than as set out in this Agreement.

Market Data

15) With respect to any market data or other information that we or any third party service provider provide to you in connection with your use of the Electronic Trading Services, (a) we and any such provider are not responsible or liable if any such data or information is inaccurate or incomplete in any respect; (b) we and any such provider are not responsible or liable for any actions that you take or do not take based on such data or information; (c) you will use such data or information solely for the purposes set out in this Agreement; (d) such data or information is proprietary to us and any such provider and you will not retransmit, redistribute, publish, disclose or display in whole or in part such data or information to third parties except as required by Applicable Regulations; (e) you will use such data or information solely in compliance with the Applicable Regulations; and (f) you will pay such market data costs (if applicable, for direct market access for example) associated with your use of a Electronic Trading Service as we inform you from time to time.

16) In addition to the above, in respect of Exchange data that you elect to receive via the Electronic Trading Service, you agree to any terms and conditions relating to the redistribution and use of such data as set out on our website on the exchange permissions page.

9. Dealing procedures

Agents

1) Without prejudice to our right to rely and act on communications from your authorised representative under Term 12(4), we will not be under any duty to open or close any Transaction or accept and act in accordance with any communication if we reasonably believe that such authorised representative may be acting in excess of its authority. In the event that we have opened a Transaction before coming to such a belief

we may, at our absolute discretion, either close such a Transaction at our then prevailing price or treat the Transaction as having been void from the outset. Nothing in this Term 9(1) will be construed as placing us under a duty to enquire about the authority of an authorised representative who purports to represent you.

Infringement of law

2) We will not be under any duty to open or close any Transaction if we reasonably believe that to do so may not be practicable or would infringe any Applicable Regulation or Term. In the event that we have opened a Transaction before coming to such a belief we may, at our absolute discretion, either close such a Transaction at the then prevailing bid price (in the case of Sell Transactions) or offer price (in the case of Buy Transactions) or treat the Transaction as having been void from the outset.

Situations not covered by this Agreement

3) In the event that a situation arises that is not covered under these Account Terms or the Contract Details, we will resolve the matter on the basis of good faith and fairness and, where appropriate, by taking such action as is consistent with market practice or by paying due regard to the treatment we receive from any counterparty with whom we have hedged (or both).

Borrowing charges and Transactions becoming un-borrowable

Where you have opened a Sell in respect of a particular Instrument, we reserve the right to pass on to you any stock borrowing charges incurred by us. If you do not pay any stock borrowing charges that become payable after you have opened such a Transaction, or we are unable to continue to borrow that Instrument in the Underlying Market (and we give you notice to that effect), we will be entitled to close your Transaction in respect of that Instrument with immediate effect. You acknowledge that this may result in you incurring a loss on the Transaction. Further, you fully indemnify us against any fine, penalty, liability or other similar charge imposed on us for any reason by any Exchange, Underlying Market or any other regulatory authority that relates in any way to your opening or closing a Transaction or any related transaction by us to hedge your Transaction. For the avoidance of doubt, this indemnity extends to any stock recall or buy back fees imposed by any Underlying Market in relation to a Transaction placed by you.

4) In the event that you open a Transaction in relation to an Underlying Instrument that is a share, and that underlying share becomes un-borrowable so that we are unable to hedge against losses that we may incur in relation to that Transaction we may, at our absolute discretion, take one or more of the following steps:

(a) increase your Margin requirements;
(b) close the relevant Transactions at such Closing Level as we reasonably believe to be appropriate;
(a) alter the Last Dealing Time for the relevant Transaction.

We may not be able to borrow a share from the outset or our counterparties may recall from us a stock that we have already borrowed against.

General

5) Additional dealing procedures are set out in the Product Disclosure Statement, as amended from time to time, and any other documents provided by us to you from time to time, none of which form part of this Agreement unless expressly stated otherwise.

10. Manifest Error

1) We may, without your consent, either determine a Transaction from the outset or at any time amend the terms of any Transaction containing or based on any error that we reasonably believe to be obvious or palpable (a "Manifest Error"). If, in our discretion, we choose to amend the terms of any such Transaction with a Manifest Error, the amended level will be such level as we reasonably believe would have been fair at the time the Transaction was entered into. In deciding whether an error is a Manifest Error we shall act reasonably and we may take into account any relevant information including, without limitation, the state of the Underlying Market at the time of the error or any error in, or lack of clarity of, any information source or pronouncement upon which we base our quoted prices. Any financial commitment that you have entered into or refrained from entering into in reliance on a Transaction with us will not be taken into account in deciding whether or not there has been a Manifest Error.

2) In the absence of our fraud, wilful default or negligence, we will not be liable to you for any loss, cost, claim, demand or expense following a determination of a Manifest Error (including where the Manifest Error is made by any information source, commentator or official on whom we reasonably rely) or an amendment by us due to it.

3) If a Manifest Error has occurred and we choose to exercise any of our rights under Term 10(1), and if you have received any monies from us in connection with the Manifest Error, you agree that those monies are due and payable to us and you agree to return an equal sum to us without delay.

4) It is possible that errors, omissions or misquotes (each also a "Manifest Error") may occur in the pricing of CFDs quoted by us, which by fault of either us or any third party, is materially incorrect when taking into account market conditions and quotes in Underlying Instruments which prevailed at the time. A Manifest Error may include an incorrect price, date, time or any error where there is a lack of clarity of information. If a Transaction is based on a Manifest Error, we may without your consent:

a) amend the terms and conditions of the CFD to reflect what we consider to have been the fair price at the time the CFD had been entered into and there had been no Manifest Error;
b) close the trade and any open positions resulting from it;
c) treat the CFD as void from the outset;
d) refrain from taking action to amend or void the CFD, or
e) any of the above.

5) We will exercise our rights under Term 10(4) reasonably, in good faith and as soon as reasonably practical after we become aware of the Manifest Error. To the extent reasonably practicable, we will give you prior notice of any action we take under this clause; but if it is not reasonably practicable we will give you notice as soon as reasonably practicable afterwards. In the absence of fraud or gross negligence on our part, to the extent permitted by law we are not liable to you for any loss, cost, claim, demand or expense that your incur or suffer (including loss of profits or indirect or consequential losses), arising from or connected with the Manifest Error including if the Manifest Error arises from an information service on which we rely.

If a Manifest Error has occurred and we exercise our rights under Term 10(4), we may, without notice, adjust your Account or require that any moneys paid in relation to the CFD subject to the Manifest Error be repaid to us as a debt due payable on demand.

11. Trading Platform Manipulation

1) If we reasonable believe that you have manipulated our prices, our execution process or our Electronic Trading Service, we may in our sole and absolute discretion subject to Term 10(5) without notice to you do any one or more of the following (to the extent permitted by law):

a) enforce the Transaction(s) against you if it is a Transaction (s) which results in you owing money to us;
b) treat all of your Transactions as void from the outset if they are Transactions which result in us owning money to you, unless you produce conclusive evidence within 30 days of us giving you notice under this clause that you have not committed any breach or warranty, misrepresentation or undertaking in this Agreement;
c) withhold any funds suspected to have been derived from any such activities;
d) close your Account; and
e) take such other action as we consider appropriate.

12. Orders

1) We may, in our absolute discretion, accept an "Order" from you. An Order is an offer to open or close a Transaction if our price moves to, or beyond, a level specified by you. Examples of such Orders are:

(a) A Stop Order, which is an offer to deal if our quote becomes less favourable to you. A Stop Order is generally placed to provide some risk protection, for example in the event of your Transaction moving into loss, and can be used to either open or close a Transaction. Each Stop Order has a specific stop level, set by you (but subject to our agreement). Your Stop Order will be triggered if our bid price (in the case of an Order to Sell) or our offer price (in the case of an Order to Buy) moves against you to a point that is at or beyond the level specified by you. Once a Stop Order is triggered we will, in accordance with Term 12(3) and subject to Term 12(4), open or as the case may be close a Transaction at a level that is the same or worse than your stop level.
(b) A Trailing Stop, which is similar to a Stop Order, the difference being that a Trailing Stop allows you to set a floating stop level that automatically moves when our quote moves in your favour. A Trailing Stop is triggered and executed in the same way as a Stop Order as set out in Term 12(3) and subject to Term 12(4). By choosing to use our Trailing Stop function, you acknowledge the following: (i) Trailing Stops are an automated tool that must be used with caution and supervision by you; and (ii) we do not guarantee to operate our Trailing stop system on a continuous

basis so there may be instances in which your stop level might not in fact move with our current quote for the relevant Instrument, for example: where our Trailing Stop function (i.e. the systems and technology that operate our Trailing Stops) is inactive; or where our current quote for the relevant Instrument is a Manifest Error; or where there has been a large, short term price movement in our quote for the relevant Instrument that is unrepresentative of current Underlying Market conditions.

(b) A Limit Order, which is an instruction to deal if our quote becomes more favourable to you. A Limit Order can be used to either open or close a Transaction. Each Limit Order has a specified limit, set by you (but subject to our agreement). Your Limit Order will be triggered if our bid price (in the case of an Order to Sell) or our offer price (in the case of an order to Buy) moves in your favour to a point that is at or beyond your specified limit. Once a Limit Order is triggered we will, in accordance with Term 12(3) and subject to Term 12(4), seek to open or close a Transaction at a level that is the same or better than your limit. If we can not do so (i.e. because at the time we seek to execute your Order, our bid/offer price has become less favourable to you), your Limit Order will remain operational, waiting for prices to move again in your favour such that it is triggered.

(c) A Buffer Limit, which is an instruction to deal up to a certain size and up to a certain level, such level being less favourable to you than our then current quote. Buffer limits are useful when you wish to deal, but are unable to deal in your desired size due to illiquidity in the Underlying Market. When you place a Buffer Limit with us, you acknowledge that such buffer limit allows us to execute your Transaction: at a price worse than our quoted bid/offer price at the time you place the buffer limit; and/or in a size smaller than the size specified in the buffer limit. A Buffer limit, provided it is given within market hours, is triggered as soon as it is accepted by us.

2) You may specify that an Order is to apply:

(a) until the next close of business for the relevant Underlying Market (a "Day Order"), which, for the avoidance of doubt, will include any overnight trading sessions on the Underlying Market. Please note that for Limit Orders placed on the phone, we will assume that you wish to place a Day Order unless you specify some other duration; or

(b) until a date and time specified by you (but such an Order may only be an Unattached Order and may only be placed in respect of a daily or quarterly Transaction); or

(c) for an indefinite period (a "Good Till Cancelled Order" or "GTC Order"), which, for the avoidance of doubt, will include any overnight trading sessions on the Underlying Market.

We may, in our absolute discretion, accept standing Orders that will apply for some other specified duration. We may act on any such Order irrespective of the length of time for which the specified level in relation to that order is reached or exceeded.

3) If your Order is triggered (as set out in Term 12(1) above) we will seek to open/ close the Transaction to which your Order relates. In the case of a Stop Order, we will seek to open/close a Transaction at a level that is the same (but may be worse) than your stop level; and in the case of a Limit Order, we will seek to open/close a Transaction at a level that is the same or better than your limit. You acknowledge and agree that the time and level at which Orders are executed will be determined by us, acting reasonably. In this regard:

(a) We will seek to execute your Order within a reasonable time of your Order being triggered. Because there may be manual element to our processing of Orders and because it is possible for a single sudden event to trigger a large number of Orders, you acknowledge and agree that what constitutes a "reasonable time" may vary according to the size of your Order, the level of activity in the Underlying Market, and the number of Orders that have been triggered at the time your Order is triggered.

(b) At the time we are seeking to execute your Order, we will have regard to the price that could be achieved in the Underlying Market for a similar order (including as to size).

4) By using our Orders, you expressly acknowledge and agree that:

(a) A description of how Orders work are set out in the Product Disclosure Statement which is your responsibility to read and understand in full. It is also your responsibility to understand how an Order operates before you place any such Order with us. You will not place an Order unless you fully understand the terms and conditions attached to such Order. Details about how Orders work are available in the Contract Details or from us on request.

(b) Whether or not we accept an Order is in our absolute discretion. Not all Orders are available on all Transactions, nor on all Electronic Trading Services.

(c) When you place and we accept an Order you are trading with us as principal and not dealing on the Underlying Market.

(d) Except for Stop Orders on Order Book Shares, the triggering of your Order is linked to our bid and offer prices, not the bid and offer prices on the Underlying Market. Our bid and offer prices may differ from the bid and offer prices in the Underlying Market. The effect of such is that your Order may be triggered even though: our bid, or offer as the case may be, moved to or through the level of your Order for only a short period; and (ii) the Underlying Market never traded at the level of your Order.

(e) Notwithstanding Term 12(1)(a), if you have a Stop Order that relates to an Instrument we reserve the right to trigger your Stop Order based on our bid and offer prices even if the Underlying Market has not traded at your specified Stop Order level.

(f) For the purposes of determining whether an Order has been triggered, we will be entitled (but not obliged), in our discretion, to disregard any prices quoted by us during any pre-market, post-market or intra-day auction periods in the relevant Underlying Market, during any intra-day or other period of suspension in the relevant Underlying Market, or during any other period that in our reasonable opinion may give rise to short-term price spikes or other distortions.

(g) Following your Order being triggered, we do not assure that a Transaction will be opened / closed, nor do we assure that if opened/closed it will be done so at your specified stop level or limit.

5) The following sets out when and how Good Till Cancelled (**GTC**) Orders will roll:

(a) All Attached Orders which are GTC Orders relating to Expiry Transactions on quarterly or monthly markets will, if rolled over the Expiry Transaction into the next contract period, will also be rolled over unless a specific instruction has been received by us prior to the rollover of the Transaction to cancel or amend the Order(s). Please note that when the Attached Order is rolled over it will also be adjusted to reflect the difference (i.e. any premium or discount) between the current level of the Instrument that is the subject of the old Order and the corresponding level of the Instrument that is the subject of the new Order.

(b) All Unattached Orders that are GTC Orders relating to proposed Expiry Transactions that expire on a quarterly or monthly basis will not roll over but rather will expire at the end of the contract period of the proposed Transaction to which the Unattached Order relates.

6) You may, with our prior consent (and such consent will not be unreasonably withheld), cancel or amend the level of an Order at any time before our quote reaches or goes beyond the relevant level. However, once the level has been reached, you may not cancel or amend the Order unless we expressly agree to permit you to do so.

7) If you place an Attached Order then:

(a) if, when the Order is executed, it will be capable of closing or partly closing the Transaction to which the Attached Order relates, and you subsequently offer to close that Transaction prior to the level of the Attached Order being reached, we will treat that offer to close as a request to cancel the Attached Order. You acknowledge that it is your responsibility to inform us, when you close a Transaction, whether you wish any related un-triggered Attached Order(s) to remain valid, and that, unless otherwise agreed by us, any un-triggered Attached Order(s) will be cancelled; and

(b) if the Transaction to which the Attached Order relates is only partially closed by you then the Attached Order will be adjusted to the size of the Transaction that remains open and will remain in full force and effect.

8) If we accept an Order and then an event takes place which means that it is no longer reasonable for us to act on that Order, we will be entitled to disregard your Order and we shall not have any liability to you as a result of such action. Examples include but are not limited to:

(a) a change in the Applicable Regulations, so that the Order or the Transaction to which the Order relates is no longer in compliance with the Applicable Regulations;

(b) a stock to which the Order relates becomes un-borrowable so that we are no longer able to hedge our exposure to you;

(c) for Orders relating to shares, an event takes place in respect of the company whose shares represent all or part of the subject matter

of the Order, for example, a Corporate Event or the insolvency of the company;

(d) if we cease to offer the type of Transaction to which your Order relates.

13. Communications

1) An offer to open or close a Transaction (including an Order) must be made by you, or on your behalf: orally, by telephone; via our Electronic Trading Service; or in such other manner as we may specify from time to time. If your usual mode of communicating with us is unavailable for any reason, you should attempt to use one of the other modes of acceptable communication set out at the beginning of this paragraph. For example, if you usually open and close Transactions via our Electronic Trading Service, but for some reason our Electronic Trading Service is not in operation, you should contact us via the telephone to open or close Transactions. Written offers to open or close a Transaction, including offers sent by fax, email (including a secure email sent via our Electronic Trading Service) or text message, will not be accepted or be effective for the purposes of this Agreement. Any communication that is not an offer to open or close a Transaction must be made by you, or on your behalf: orally, by telephone or in person; in writing, by email, post, fax; or in such other manner as we may specify from time to time. If sent to us by post or by fax, a communication must be sent to our head office and, if sent to us by email, it must be sent to an email address currently designated by us for that particular purpose. Any such communication will only be deemed to have been received by us upon our actual receipt thereof.

2) We will generally not accept an offer to open or close a Transaction received other than in accordance with Term 13(1), but if we choose to do so we will not be responsible for any loss, damage or cost that you suffer or incur arising out of any error, delay or omission in acting on such offer, or failure to act upon such offer.

3) If at any time you are unable, for whatever reason, to communicate with us, we do not receive any communication sent by you, or you do not receive any communication sent by us under this Agreement, we will not:

(a) be responsible for any loss, damage or cost caused to you by any act, error delay or omission resulting therefrom where such loss, damage or cost is a result of your inability to open a Transaction; and

(b) except where your inability to communicate with us results from our fraud, wilful default or negligence, be responsible for any loss, damage or cost caused to you by any act, error, omission or delay resulting therefrom including without limitation, where such loss, damage or cost is a result of you inability to close a Transaction.

4) You acknowledge and agree that any communication transmitted by you or on your behalf is made at your risk and you authorise us to rely and act on, and treat as fully authorised and binding on you, any communication (whether or not in writing) that we reasonably believe to have been transmitted by you or on your behalf by any agent or intermediary who we reasonably believe to have been duly authorised by you. You acknowledge and agree that we will rely on your account number and/or password to identify you and you agree that you will not disclose these details to any person not duly authorised by you. If you suspect that your account number and/or password has been learnt or may be used by any other person then you must notify us immediately.

5) You agree that we may record our telephone conversations with you. Such records will be our sole property and you accept that they will constitute evidence of the communications between us.

6) In accordance with the Applicable Regulations, we will provide information about each Transaction that we open or, as the case may be, close for you by providing you with a statement or confirmation. Statements or confirmations will be posted on our Electronic Trading Service and, if so requested by you also emailed or posted to you, on or before the business day following the day on which the Transaction is opened, or as the case may be, closed. If you elect to receive your Statements by post, we reserve the right to levy an administration charge.

7) You will be deemed to have acknowledged and agreed with the content of any statement or confirmation that we make available to you unless you notify us to the contrary in writing within two business days of the date on which you are deemed to have received it in accordance with Term 13(10) below.

8) Our failure to provide you with a statement or confirmation does not invalidate nor make voidable a Transaction that you and we have agreed and we have confirmed in accordance with Term 4(3), provided however that in the event that you believe you have opened or closed a Transaction but we have not provided you with a Statement or confirmation in respect of that Transaction, any query in relation to the purported Transaction will not be entertained unless: (i) you notify us that you have not received such Statement or confirmation within two business days of the date on which you ought to have received a Statement for the purported Transaction and (ii) you can provide accurate details of the time and date of the purported Transaction.

9) We may communicate with you by telephone, letter, fax, email or text message or by posting a message on our Electronic Trading Service and you consent to us telephoning you at any time whatsoever. We will use the address, fax number, text number, or email address specified on your account opening form or such other address or number as you may subsequently notify to us. Unless you expressly specify otherwise, you agree that we may send the following notices to you by email and/or by posting them on the Electronic Trading Service:

(a) Statements or confirmation;

(b) notice of an amendment to the way in which we provide our service to you, for example changes in the features of our Transactions, changes to the Electronic Trading Service and changes to the Margin rates that apply to our Transactions;

(c) notice of an amendment to the Terms of this Agreement given in accordance with Term 27(1), (each a "Message").

We will not send you a paper copy of a Message sent to you by email or posted to our Electronic Trading Service. Sending a Message to you by email or by posting it to our Electronic Trading Service in a durable medium fully complies with all our obligations under the Agreement and the Applicable Regulations.

10) Any correspondence, documents, written notices, confirmations, Messages or Statements will be deemed to have been properly given:

(a) if sent by post to the address last notified by you to us, on the next business day after being deposited in the post;

(b) if delivered to the address last notified by you to us, immediately on being deposited at such address;

(c) if sent by fax or text message, as soon as we have transmitted it to any of the fax or mobile telephone numbers last notified by you to us;

(d) if sent by email, one hour after we have transmitted it to the email address last notified by you to us; and

(e) if posted on our Electronic Trading Service, as soon as it has been posted.

11) It is your responsibility to ensure, at all times, that we have been notified of your current and correct address and contact details. Any change to your address or contact details must be notified to us immediately in writing, unless we agree to another form of communication.

12) It is your responsibility to make sure that you read all notices posted on our website and on our Electronic Trading Service from time to time in a timely manner.

13) Although email, the internet, Electronic Trading Services and other forms of electronic communication are often a reliable way to communicate, no electronic communication is entirely reliable or always available. You acknowledge and accept that a failure or delay by you to receive any communication from us sent by email, text message or otherwise whether due to mechanical, software, computer, telecommunications or other electronic systems failure, does not in any way invalidate or otherwise prejudice that communication or any transaction to which it relates. We will not be liable to you for any loss or damage, howsoever caused, arising directly or indirectly out of a failure or delay by you or us to receive an email or other electronic communication. Further, you understand and accept that emails, text messages and other electronic communications we send to you may not be encrypted and therefore may not be secure.

14) You acknowledge the inherent risk that communications by electronic means may not reach their intended destination or may do so later than intended for reasons outside our control. You accept this risk and agree that a failure or delay by us to receive any offer or communication from you sent electronically, whether due to mechanical, software, computer, telecommunications or other electronic systems failure, does not in any way invalidate or otherwise prejudice that offer or communication or any Transaction to which it relates. If, for any reason, we are unable to accept your offer electronically, we may, without obligation, provide you with further information advising you that your offer can be made by telephone as an alternative and we may endeavour to inform you of this.

15) In the event that you are granted access to our mobile dealing platform, then all use of such service will be subject both to this Agreement and to

supplemental mobile dealing terms posted on our website and amended from time to time.

14. Margin

1) Upon opening a Transaction you will be required to pay us the Margin for that Transaction, as calculated by us ("Initial Margin"). Note that the Initial Margin for certain Transactions (for example, Share CFDs) will be based on a percentage of the Contract Value of the Transaction and therefore, the Initial Margin due for such Transactions will fluctuate in accordance with the Contract Value. Initial Margin is due and payable to us immediately upon opening the Transaction (and for Transactions that have a fluctuating Initial Margin based on a percentage of the Contract Value, immediately on opening the Transaction and thereafter immediately on any increase in Contract Value taking place) unless:

   (a) we have expressly told you that you have an account type that allows for longer payment periods for Margin, in which case you must pay Margin in accordance with the payment periods that we have advised to you;
   (b) we have expressly agreed to reduce or waive all or part of the Margin that we would otherwise require you to pay us in respect of a Transaction. The period of such waiver or reduction may be temporary or may be in place until further notified. Any such waiver or reduction must be agreed in writing (including by email) by either a Director of ours or a member of our credit department in order to be effective. Any such agreement does not limit, fetter or restrict our rights to seek further Margin from you in respect of the Transaction at any time thereafter; or
   (c) we agree otherwise (any such agreement must be made in writing (including by email) by either a Director of us or a member of our credit department in order to be effective), in which case you will be required to comply with such terms as are stated in such written agreement.

2) You also have a continuing Margin obligation to us to ensure that at all times during which you have open Transactions you ensure that your account balance, taking into account all realised or unrealised profits and losses ("P&L"), is equal to at least the Initial Margin that we require you to have paid to us for all of your open Transactions. If there is any shortfall between your account balance (taking into account P&L) and your total Initial Margin requirement, you will be required to deposit additional funds into your account. These funds will be due and payable to us immediately on your account balance (taking into account P&L) falling below your Initial Margin requirement unless:

   (a) we have expressly told you that you have an account type that allows for longer payment periods for Margin, in which case you must pay Margin in accordance with the payment periods that we have advised to you;
   (b) we have expressly agreed to reduce or waive all or part of the Margin that we would otherwise require you to pay us in respect of your Transaction(s). The period of such waiver or reduction may be temporary or may be in place until further notified. Any such waiver or reduction must be agreed in writing (including by email) by either a Director of us or a member of our credit department in order to be effective. Any such agreement does not limit, fetter or restrict our rights to seek further Margin from you in respect of the Transaction at any time thereafter; or
   (c) we agree otherwise (any such agreement must be made in writing (including by email) by either a Director of us or a member of our credit department in order to be effective), in which case you will be required to comply with such terms as are stated in the written agreement;
   (d) we have expressly extended you a credit limit, and you have sufficient credit to cover your Margin requirements. Importantly however, if at any time your credit facility is not sufficient to cover the Margin requirement on your open Transactions, you must immediately place additional funds on your Account in order to fully cover the Margin required.

3) Details of Margin amounts paid and owing by you are available by logging on to our Electronic Trading Services or by telephoning our staff. You acknowledge: (a) that it is your responsibility to be aware of, and further that you agree to pay, the Margin required at all times for all Transactions that you open with us; (b) that your obligation to pay Margin will exist whether or not we contact you regarding an outstanding Margin obligation; and (c) that your failure to pay any Margin required in relation to your Transactions will be regarded as an Event of Default for the purposes of Term 16.

4) Margin payments must be made in the form of cleared funds (in our bank account) unless, by separate written agreement, we accept other assets from you as collateral for payment of Margin. In the event that any applicable debit card authority or other paying agent declines to transfer funds to us for any reason whatsoever then we may, at our absolute discretion, treat any Transaction entered into by us in reliance on receipt of those funds as void from the outset or close it at our then prevailing price, and recover any losses arising from the voidance or closure of the Transaction from you. We may reserve the right to stipulate the method of payment to be used by you for the payment of Margin.

5) In making any calculation of the Margin payments that we require from you under this Term 14, we may, at our absolute discretion, have regard to your overall position with us and/or an Associated Company of ours including any of your net unrealised losses (i.e. losses on open positions). We will also have regard to the rules of any Underlying Market that requires payments of Margin to be made in respect of any Transaction or any Instrument underlying any Transaction.

6) We are not under any obligation to keep you informed of your account balance and Margin required (i.e. to make a "Margin Call") however if we do so the Margin Call may be made by telephone call, post, fax, email or text message. The Margin Call will be deemed to have been made as soon as you are deemed to have received such notice in accordance with Term 13(10). We will also be deemed to have made a demand on you if: (a) we have left a message requesting you to contact us and you have not done so within a reasonable time after we have left such a message; or (b) if we are unable to leave such a message and have used reasonable endeavours to attempt to contact you by telephone (at the telephone number last notified to us by you) but have been unable to contact you at such number. Any message that we leave for you requesting you to contact us should be regarded by you as extremely urgent unless we specify to the contrary when we leave the message. You acknowledge and accept that what constitutes a reasonable time in the context of this Term may be influenced by the state of the Underlying Market and that, according to the circumstances, that could be a matter of minutes or even immediately. It is your responsibility to notify us immediately of any change in your contact details and to provide us with alternative contact details and ensure that our calls for Margin will be met if you will be uncontactable at the contact address or telephone number notified to us (for example because you are travelling or are on holiday, or you are prevented from being in contact because of a religious holiday). We will not be liable for any losses, costs, expenses or damages incurred or suffered by you as a consequence of your failure to do so.

7) We will be entitled, at any time, to increase or decrease the Margin required from you on open Transactions. You agree that, regardless of the normal way in which you and we communicate, we will be entitled to notify you of a change to Margin levels by any of the following means: telephone, post, fax, email, text message or by posting notice of the increase on our website. Any increase in Margin levels will be due and payable immediately on our demand, including our deemed demand in accordance with Term 14(6). We will only increase Margin requirements where we reasonably consider it necessary, for example but without limitation, in response to or in anticipation of any of the following:

   (a) a change in the volatility and/or liquidity in the Underlying Market or in the financial markets more generally;
   (b) economic news;
   (c) a company whose Instruments represent all or part of your Transaction becoming insolvent, being suspended from trading or undertaking a Corporate Event;
   (d) you changing your dealing pattern with us and/or an Associated Company of ours;
   (e) your credit circumstances changing;
   (f) your exposure to us and/or to an Associated Company of ours being concentrated in a particular Underlying Market or sector.

15. Payment and set-off

1) All payments to be made under this Agreement, other than payments of any Limited Risk Account premium which are due and payable in accordance with Terms 14 and 13 respectively, are due immediately on our oral or written demand. Once demanded, such payments must be paid by you, and must be received in full by us (in cleared funds) for value, by (a) where the demand is made before 12 noon on any day, not later than 12.00 noon on the Business Day following the day on which our demand is made; or (b) where the demand is made after 12.00 noon on any day, not later than 3.00 pm on the Business Day following the day on which our demand is made.

2) You must comply with the following when making payments to us:

   (a) Payments due (including Margin payments) will, unless otherwise agreed or specified by us, be required in pounds, Euros, US dollars, Australian dollars, Singapore dollars, New Zealand dollars and Japanese yen.
   (b) You may make any payment due to us (including any payment for Margin) by direct debit, direct bank transfer for value within 24

hours (e.g. by BPAY® payment) or by card (for example credit card or debit card). Note that we reserve the right to levy a reasonable administration charge for processing your payments.

(c) In our discretion, we may accept payments from you made by cheque, subject to any terms we advise to you at the time we notify you of our acceptance. Cheques should be crossed and made payable to International Capital Markets Pty Ltd or such other payee as we may notify you of and your account number should be marked clearly on the reverse. We reserve the right to levy a reasonable administration charge where we allow you to pay by cheque.

(d) In determining whether to accept payments from you under this Term, we will have utmost regard to our duties under law regarding the prevention of fraud and money laundering. To this end, we may in our absolute discretion having regard to the law, reject payments from you or a third party and return funds to source. In particular, we will not accept payments from a bank account if it is not evident to us that the bank account is in your name.

3) You should be aware of the following when you open a Transaction or deposit money into your account in a Currency other than your Base Currency:

(a) It is your responsibility to make yourself aware of the Currency that is designated as your Base Currency. Details of your Base Currency are available on our Electronic Trading Service or by phoning us.

(b) Some Transactions will result in a profit or loss being accrued in a Currency other than your Base Currency. The Contract Details specify the Currencies in which various Transactions are denominated, or alternatively such information is available from our dealers on request.

(c) From time to time (for example in your Statements or confirmations), we may provide information to you which presents your multicurrency balances in the equivalent value of your Base Currency, using the rates prevailing at the time the information is produced. However you should note that the balances have not been physically converted and that the presentation of the information in your Base Currency is for information only.

(d) If you already have an Account open as at the date of this Agreement, we will continue to convert all non-Base Currency balances standing on your Account to your Base Currency on the same basis and with the same frequency as we have done in the past.

(e) If you open your Account after the date of this Agreement, your account will, by default, be set to immediate conversion. This means that, following a non-Base Currency Transaction being closed, rolled over or expiring, the profits or losses from that Transaction will be automatically converted to your Base Currency and posted to your account in that Base Currency. We will also by default automatically convert any non-Base Currency adjustments or charges (for example funding charges or dividend adjustments) to your Base Currency, before such adjustments/charges are booked on your account and we will automatically convert any money received from you in a non-Base Currency into your Base Currency.

(f) We may agree that instead of automatically converting non-Base Currency amounts before we post them to your Account (as set out in Term 15(3)(e) above), such amounts will be posted on your account in the relevant non-Base Currency and we will conduct recurring balance sweeps (for example on a daily, weekly or monthly basis) that will convert all non-Base Currency balances standing on your account to your Base Currency. Depending on your account type, some of these sweep frequencies might not be available to you.

(g) If you have an account type that allows you to do so (and subject to our agreement), you may elect to opt out of both immediate conversion (as set out in Term 15(3)(e)) and recurring balance sweeps (as set out in Term 15(3)(f)). When we consider it reasonably necessary, or when requested by you, we may convert balances (including negative balances) and/or money standing to your credit in a non-Base Currency into your Base Currency.

(h) All conversions made in accordance with this Agreement will be made at an exchange rate not more than +/-0.5% of the prevailing market rate at the time of the conversion.

(i) Where you maintain Transactions in a Currency other than your Base Currency and/or where you elect to opt out of immediate conversion under 15(3)(f) or 15(3)(g) as applicable, you are exposing yourself to cross-currency risk. You acknowledge and agree that it is your responsibility to manage this risk and we are not liable for any losses that you suffer as a result.

(j) Regardless of when you open your Account (i.e. whether you do so before or after the date of this Agreement), we reserve the right to change the way in which we manage and/or convert your non-Base Currency balances at any time in the future by providing you with 10 days' prior notice. By way of example only, we may notify you that all non-Base Currency amounts on your account will be immediately converted as set out in Term 15(3)(e), or we may notify you that the frequency for your recurring balance sweep is changing to become more or less frequent.

4) We will be under no obligation to remit any money to you if that would reduce your account balance (taking into account running profits and losses) to less than the Margin payments required on your open Transactions. Subject thereto and to Term 14(5), money standing to the credit of your account will be remitted to you if requested by you. Where you do not make such a request, we will be under no obligation to, but may, at our absolute discretion, remit such monies to you. All bank charges howsoever arising will, unless otherwise agreed, be for your account. The manner in which we remit monies to you will be at our absolute discretion, having utmost regard to our duties under law regarding the prevention of fraud and money laundering. We will normally remit money in the same method and to the same place from which it was received. However, in exceptional circumstances we may, at our absolute discretion, consider a suitable alternative.

5) Amounts due and payable as between you and us at the same time in the same Currency, (including after we have converted an amount owing by one of us to the other from one Currency into another Currency as permitted by this Agreement) will be set off and netted in accordance with Schedule A so that only the net Amount derived from that set-off is the only amount due and payable as between you and us.

6) Without prejudice to our right to require payment from you in accordance with Terms 15(1) and (2), we will at any time have the right to set off any losses incurred in respect of, or any debit balances in, any Accounts (including a joint account and an account held with an Associated Company of ours) in which you may have an interest against any sums or other assets held by us for or to your credit on any other Account (including any joint account and any account held with an Associated Company of ours) in which you may have an interest. If any loss or debit balance exceeds all amounts so held, you must forthwith pay such excess to us whether demanded or not. You also authorise us to set off sums held by us for or to your credit in a joint account against losses incurred by the joint account holder. You also authorise us to set off any losses incurred in respect of, or any debit balances in, any account held by you with an Associated Company of ours against any credit on your Account(s) (including a joint account) with us.

7) You must pay interest to us on any sums due in respect of any Transaction and any other general account fees (for example, market data fees) that you fail to pay on the relevant due date. Interest will accrue on a daily basis from the due date until the date on which payment is received in full, at a rate not exceeding 4% above our applicable reference rate from time to time (details available on request) and will be payable on demand.

8) Our failure on one or more occasions to enforce or exercise our right to insist on timely payment (including our right to insist on immediate payment of Margin) will not amount to a waiver or bar to enforcement of that right.

16. Default and default remedies

1) Each of the following constitutes an "Event of Default":

(i) your failure to make any payment (including any payment of Margin) to us or to any Associated Company of ours in accordance with the conditions set out in Terms 14 and 15;

(ii) your failure to perform any obligation due to us;

(iii) where any Transaction or combination of Transactions or any realised or unrealised losses on any Transactions or combination of Transactions opened by you results in your exceeding any credit or other limit placed on your dealings;

(iv) if you are an individual, your death or your incapacity;

(v) the initiation by a third party of proceedings for your bankruptcy (if you are an individual) or for your winding-up or for the appointment of an administrator or receiver in respect of you or any of your assets (if you are a company) or (in both cases) if you make an arrangement or composition with your creditors or any other similar or analogous procedure is commenced in respect of you;

(vi) where any representation or warranty made by you in this Agreement, including but not limited to the representations and warranties in Terms 19 and 20, is or becomes untrue;

(vii) you are or become unable to pay your debts as and when they fall due; or

(viii) any other circumstance where we reasonably believe that it is necessary or desirable to take any action in accordance with Term 16(2) to protect ourselves or all or any of our other clients.

2) If an Event of Default occurs in relation to your Account(s) with us or in relation to any account(s) held by you with an Associated Company of ours, we may, at our absolute discretion, at any time and without prior notice:

(a) close or part-close all or any of your Transactions at a Closing Level based on the then prevailing quotations or prices in the relevant markets or, if none, at such levels as we consider fair and reasonable and/or delete or place any Order on your Account with the aim of reducing your exposure and the level of Margin or other amounts owed by you to us;
(b) convert any Currency balances on your Account into another Currency;
(c) exercise rights of set-off under Term 15(5) and 15(6), retain any funds, investments (including any interest or other payment payable thereon) or other assets due to you, and sell them without notice to you at such price and in such manner as we, acting reasonably, decide, applying the proceeds of sale and discharging the costs of sale and the sums secured under this Term;
(d) charge you interest on any amount due, from close of business on the date when the amount first fell due until the date of actual payment at a rate not exceeding 4% above the applicable reference rate from time to time (see Term 15(7);
(e) if you have failed to make a payment when due, inform your partner, employer, any professional, regulatory or other organisation with which you are associated or any person who we believe to have an interest in knowing such facts of the amount of such overdue sum, the circumstances thereof, the fact that you have failed to make payment, and any other relevant facts or information. By entering into this Agreement you expressly consent to any disclosure of this data by us in the circumstances set out herein;
(f) close all or any of your accounts held with us of whatever nature and refuse to enter into further Transactions with you.

3) If we take any action under Term 16(2), unless at our absolute discretion we consider it necessary or desirable to do so without prior notice by you, we will, where reasonably possible, take steps to advise you before exercising such rights. However, any failure on our part to take such steps will not invalidate the action taken by us under Term 16(2).

4) In the event of your failing to meet a demand for Margin or your being in excess of any credit or other limit placed on your Account, we may at our discretion allow you to continue to trade with us, or allow your open Transactions to remain open, but this will depend on our assessment of your financial circumstances.

5) You acknowledge that, if we agree to allow you to continue to trade or to allow your open Transactions to remain open under Term 16(4), this may result in your incurring further losses.

6) You acknowledge and agree that, in closing out Transactions under this Term 16, we may partly and progressively close out your positions over a period of time, and in amounts and prices, which we determine in our discretion. This may have the result that your Transaction is closed out in tranches at different bid prices (in the case of Sells) or offer prices (in the case of Buys), resulting in an aggregate closing level for your Transaction that results in further losses being incurred on your Account. You acknowledge and agree that we shall not have any liability to you as a result of any such working of your Transactions.

17. Client money

1) Any money received from you will be paid and held by us on trust in a separate trust account established, maintained and operated in accordance with the Governing Legislation. We will not be liable for the solvency, act or omissions of any bank holding money under this Term 17(1). This money does not constitute a loan to us.

2) In the event that there has been no movement on your Account after the date you become entitled to a transfer of your money held in such Account (notwithstanding any payments or receipts of interest or similar items) and we are unable to trace you despite having taken reasonable steps to do so, such money shall be treated by us as unclaimed money and dealt with in accordance with the provisions of the Relevant unclaimed moneys legislation.

3) You acknowledge that we will be under no obligation to pay interest on balances on your Account (and any fees we may take from such interest) and that you are therefore waiving and foregoing any entitlement to interest (and fees if any) under the Governing Legislation or otherwise. You acknowledge that we will not pay you any interest on your Account and that any interest will accrue to us and (insofar as you are able and/or required to do so) you assign and convey to us the beneficial entitlement to such interest.

4) We retain all additional interest earned on client money held in trust accounts with a bank, or other approved deposit-taking institution. Additional interest refers to interest earned after clients have received their interest entitlement. The rate of interest earned on the money in these accounts is determined by the provider of the deposit facility.

5) Under the Corporations Act (and its related regulations), any interest or other earnings on:

- client money which we have withdrawn from a trust account and invested; and
- the proceeds of realising such an investment,

must be dealt with in accordance with International Capital Markets Pty Ltd client moneys policy and the Client's written agreement. By submitting an application form and becoming a client of International Capital Markets Pty Ltd, under the terms of this Agreement the client and International Capital Markets Pty Ltd are taken to have entered into a written agreement with us to permit us to retain such interest or other earnings for our own benefit.

6) Clients' money is pooled together within a trust account and so an individual client's balance may not be protected if there is a default by another client which causes a loss to the overall trust account. Under the Corporations Act and the Corporations Regulations, we may pay money out of a trust account in the following circumstances:

- to make a payment to, or in accordance with the written directions of, a person entitled to the money;
- to pay brokerage and other charges properly incurred by us;
- to pay to ourselves money to which we are entitled;
- to meet obligations incurred by us in connection with margining, guaranteeing, securing, transferring, adjusting or settling dealings in CFDs by us, including dealings on behalf of our other Clients; and
- to pay interest or finance charges due to us.

7) Under the Corporations Regulations, when a client has directed us in writing to do so, we may pay the client's money out of a trust account for such purposes and in such manner as the Client and International Capital Markets Pty Ltd agree. Under the terms of this Agreement, the client is taken, for the purposes of the Corporations Regulation, to provide a written direction and authorisation to us to withdraw the client's money from a trust account and use it as collateral for the purpose of fulfilling our obligations to our counterparties under our hedging arrangements. This occurs where, for our own benefit, we enter into hedging arrangements with market counterparties to protect us from any losses we may incur under the CFD positions we have entered into with Clients. This means that the Client's money will no longer be held in a trust account, may be deposited in an account with one of our market counterparties and may be at risk of being partly or wholly lost in the event of a counterparty default under our hedging arrangements. By submitting an application form to us and becoming a client of ours, the client acknowledges and agrees that under this Agreement all amounts the client deposits with us may be used as described above by us for hedging client positions.

8) The Client acknowledges that it has no interest in or claim over our contracts (if any) with any other person or in the accounts into which we lodge or pay the funds which were withdrawn from a trust account. The client acknowledges that the balance of the client's money may not be protected if there is a default in the dealings with counterparties or in the overall trust account balance.

9) Unless otherwise agreed in writing with a Client, upon realising an investment of client money, the initial capital invested must either be invested in another investment permitted by the Corporations Act and Corporations Regulations or deposited by us into a trust account operated in accordance with the Corporations Act and Corporations Regulations. If the amount received upon realising an investment of client moneys is less than the initial capital invested, we must pay an amount equal to the difference into a trust account for the benefit of the Client, except where any such difference is the result of amounts paid out of the investment to us and/or any associate of ours in accordance with the terms and conditions.

18. Indemnity and liability

1) Subject always to Term 1(3), you will indemnify us, and keep us indemnified on demand, in respect of all liabilities, losses or costs of any kind or nature whatsoever that may be incurred by us as a direct or indirect result of any failure by you to perform any of your obligations under this Agreement, in relation to any Transaction or in relation to any false information or declaration made either to us or to any third party, in particular to any Exchange. You acknowledge that this indemnity extends to our legal and administrative costs and expenses incurred in

respect of preparing for and taking any legal or investigatory action against you, or instructing any debt collection agency, to recover monies owed by you to us.

2) To the extent permitted by law, you will indemnify, protect and hold us harmless from and against all losses, liabilities, judgements, suits, actions, proceedings, claims, damages and/or costs resulting from or arising out of any act or omission by any person obtaining access to your account by using your designated account number and/or password, whether or not you authorised such access.

3) Without prejudice to any other Terms of this Agreement, we will have no liability to you in relation to any loss that you suffer as a result of any delay or defect in or failure of the whole or any part of our Electronic Trading Services' software or any systems or network links or any other means of communication. We will have no liability to you, whether in contract or in tort (including negligence) in the event that any computer viruses, worms, software bombs or similar items are introduced into your computer hardware or software via our Electronic Trading Services, provided that we have taken reasonable steps to prevent any such introduction.

4) Unless we are prohibited from excluding such liability by law (for example, for losses relating to death or personal injury or caused by our fraud), we will not be liable for any direct, indirect, special, incidental, punitive or consequential damages (including, without limitation, loss of business, loss of profits, failure to avoid a loss, loss of data, loss or corruption of data, loss of goodwill or reputation) caused by any act or omission of ours under this Agreement.

5) If and to the extent that we are found liable for any losses or damages in relation to a Transaction then, unless we are prohibited from limiting such liability by law, the maximum amount of our liability will be limited to four times the amount of Commission or Spread paid or payable by you in respect of that Transaction.

19. Representations and warranties

1) You represent and warrant to us, and agree that each such representation and warranty is deemed repeated each time you open or close a Transaction by reference to the circumstances prevailing at such time, that:

(a) the information provided to us in your application form and at any time thereafter is true and accurate in all respects;
(b) you are duly authorised to execute and deliver this Agreement, to open each Transaction and to perform your obligations hereunder and there under and have taken all necessary action to authorise such execution, delivery and performance;
(c) you will enter into this Agreement and open each Transaction as principal;
(d) any person representing you in opening or closing a Transaction will have been, and (if you are a company) the person entering into this Agreement on your behalf is, duly authorised to do so on your behalf;
(e) you have obtained all governmental or other authorisations and consents required by you in connection with this Agreement and in connection with opening or closing Transactions and such authorisations and consents are in full force and effect and all of their conditions have been and will be complied with;
(f) execution, delivery and performance of this Agreement and each Transaction will not violate any law, ordinance, charter, by-law or rule applicable to you, the jurisdiction in which you are resident, or any agreement by which you are bound or by which any of your assets are affected;
(g) other than in exceptional circumstances, you will not send funds to your Account(s) with us from, or request that funds be sent from your Account(s) to, a bank account other than that identified in your account opening form or as otherwise agreed by us. Whether exceptional circumstances exist will be determined by us from time to time;
(h) if you are an employee or contractor of a financial services firm or any other firm that has controls over the financial transactions in which its employees and contractors deal, you will give us proper notice of this and of any restrictions that apply to your dealing;
(i) you will not to use our bid and offer prices for any purpose other than for your own trading purposes, and you agree not to redistribute our bid and offer prices to any other person whether such redistribution be for commercial or other purposes; and
(j) you will use the services offered by us pursuant to this Agreement in good faith and, to this end, you will not use any electronic device, software, algorithm, or any trading strategy ("Device") that aims to manipulate or take unfair advantage of the way in which we construct, provide or convey our bid or offer prices. You agree that using a Device in your dealings with us you are not subject to any downside market risk will be evidence that you are taking unfair advantage of us.

2) This Agreement contains the entire understanding between the parties in relation to the services we offer (including issuance of financial products).

3) In the absence of our fraud, wilful default or negligence, we give no warranty regarding the performance of our website(s), our Electronic Trading Services or other software or their suitability for any equipment used by you for any particular purpose.

4) Except for all non-excludable terms implied by the Governing Legislation, all implied terms (including but not limited) to fitness for purpose, or which are capable of being excluded by agreement are excluded from this Agreement.

5) Any breach by you of a warranty given under this Agreement, including but not limited to the warranties given in Terms 19(1), 20 and 8(1), renders any Transaction voidable from the outset or capable of being closed by us at our then prevailing prices, in our discretion.

20. Market abuse

1) We may hedge all or some of our liability to you by opening positions with counterparties or in the Underlying Market. The result of our doing this is that when you open or close a Transaction relating to a share or other Instrument with us, your Transactions can, through our hedging, exert a distorting influence on the Underlying Market for that Instrument, in addition to the impact that it may have on our own prices. This creates a possibility of market abuse and the function of this Term is to prevent such abuse.

2) You undertake, that:

(a) you will not open and have not opened a Transaction or Transactions with us relating to a particular share price if to do so would result in you, or others with whom you are acting in concert together, having an exposure to the price that is equal to or exceeds the amount of a declarable interest in the relevant company. For this purpose the level of a declarable interest will be the prevailing level at the material time, set by law or by the Governing Legislation or by the Exchange(s) on which the underlying share is listed;
(b) you will not open and have not opened a Transaction with us in connection with:

(i) a placing, issue, distribution or other analogous event; or
(ii) an offer, take-over, merger or other analogous event, in which you are involved or otherwise interested; and

(c) you will not open and have not opened a Transaction that contravenes the Governing Legislation or any other law against insider dealing or market manipulation.

3) In the event that (a) you open any Transaction in breach of the undertaking given in Term 20(2) above, or (b) we have reasonable grounds for suspecting that you have done so, we may, in our absolute discretion and without being under any obligation to inform you of our reason for doing so, close that Transaction and any other Transactions that you may have open at the time and also, in our absolute discretion:

(a) enforce the Transaction or Transactions against you if it is a Transaction or Transactions under which you have incurred a loss; or
(b) treat all your Transactions closed under this clause as void if they are Transactions under which you have secured a profit, unless and until you produce conclusive evidence that you have not, in fact, committed the breach of undertaking, warranty and/or misrepresentation the suspicion of which was the ground for closing your Transaction(s). For the avoidance of doubt, if you do not produce such evidence within the period of six months from the date on which such Transaction was opened, all such Transactions will be finally null and void as between you and us.

4) You acknowledge that the Transactions in which you deal with us are speculative instruments and you agree that you will not open any Transactions with us in connection with any corporate finance style activity.

5) You acknowledge that it would be improper for you to deal in the Underlying Market if the sole purpose of such a transaction was to impact on our bid or offer prices, and you agree not to conduct any such transactions.

21. Credit

1) If you apply to, and are approved by, us for credit, the credit facility will be provided on the following terms:

(a) Following your receipt of notification from us that your application for credit has been approved, you must contact us to activate the credit facility.
(b) The credit facility is to be used solely for the purposes of entering Transactions with us. The credit facility can be applied to meet a demand for Initial Margin, Margin to cover losses on your open positions, subject to the level of your unused credit. The credit facility cannot be applied towards realised losses from Transactions, which for the avoidance of doubt will be payable in accordance with Term 7(11).
(c) The credit limit is AUD$100 or other such higher amount as we notify you in writing from time to time.
(d) We may reduce your credit limit, alter any conditions on your credit facility or, more generally, change our credit arrangements with you at any time by written notice (which may be given by letter, fax, post, email or by posting a notice accessible only to you on the Electronic Trading Services.
(e) The credit facility is available to be drawn down for a period of thirty (30) days from the date on which your account is opened, or such longer period as we agree and at the expiration of such period (in the event of no draw down within that period) the offer of credit shall be deemed to have been withdrawn by us. Any credit drawn down pursuant to the facility shall become a debt due and payable and shall be repayable in full within 60 days of draw down (or such other period as may be specified from time to time under section 7(1) of the Uniform Credit Code) and accordingly no Consumer Credit Code of any State or Territory or any Uniform Consumer Credit law will apply.
(f) You acknowledge that when you deal with us on credit, neither any limit set on your account nor any amount of margin you have paid puts any limit on your potential losses in respect of a Transaction. You also acknowledge that the credit limit and your indebtedness to us under the credit facility is not a limit as to your potential financial liability to us.

22. Force Majeure Events

1) We may, in our reasonable opinion, determine that an emergency or an exceptional market condition exists (a "Force Majeure Event"), in which case we will, in due course, take reasonable steps to inform you. A Force Majeure Event will include, but is not limited to, the following:

(a) any act, event or occurrence (including without limitation any strike, riot or civil commotion, act of terrorism, war, industrial action, acts and regulations of any governmental or supra national bodies or authorities) that, in our opinion, prevents us from maintaining an orderly market in one or more of the Instruments in respect of which we ordinarily deal in Transactions;
(b) the suspension or closure of any market or the abandonment or failure of any event on which we base, or to which we in any way relate, our quote, or the imposition of limits or special or unusual terms on the trading in any such market or on any such event;
(c) the occurrence of an excessive movement in the level of any Transaction and/or the Underlying Market or our anticipation (acting reasonably) of the occurrence of such a movement;
(d) any breakdown or failure of transmission, communication or computer facilities, interruption of power supply, or electronic or communications equipment failure beyond our control;
(e) failure of any relevant supplier, intermediate broker, agent or principal of ours, custodian, sub-custodian, dealer, exchange, clearing house or regulatory or self-regulatory organisation, for any reason, to perform its obligations.

2) If we determine that a Force Majeure Event exists, we may, at our absolute discretion, without notice and at any time, take one or more of the following steps:

(a) increase your Margin requirements;
(b) close all or any of your open Transactions at such Closing Level as we reasonably believe to be appropriate;
(c) suspend or modify the application of all or any of the Terms of this Agreement to the extent that the Force Majeure Event makes it impossible or impracticable for us to comply with the Term or Terms in question; or
(d) alter the Last Dealing Time for a particular Transaction.

23. Corporate Events, takeovers, voting rights, interest and dividends

Corporate Events

1) If any Instrument becomes subject to possible adjustment as the result of any of the events set out in Term 23(2) below (a "Corporate Event"), we will determine the appropriate adjustment, if any, to be made to the size and/or value and/or number of the related Transaction(s) (and/or to the level of any Order) to account for the diluting or concentrating effect necessary to preserve the economic equivalent of the rights and obligations of the parties in relation to that Transaction immediately prior to that Corporate Event and/or replicate the effect of the Corporate Event on someone with an interest in the relevant underlying Instrument, to be effective from the date determined by us and which may, for the avoidance of doubt, be retrospective.

2) The events to which Term 23(1) refers are the declaration by the issuer of an Instrument (or, if the Instrument is itself a derivative, the issuer of the security underlying that Instrument) of the terms of any of the following:

(a) a subdivision, consolidation or reclassification of shares, a share buy-back or cancellation, or a free distribution of shares to existing shareholders by way of a bonus, capitalisation or similar issue;
(b) a distribution to existing holders of the underlying shares of additional shares, other share capital or securities granting the right to payment of dividends and/or proceeds of liquidation of the issuer equally proportionately with such payments to holders of the underlying shares, or securities, rights or warrants granting the right to a distribution of shares or to purchase, subscribe or receive shares, in any case for payment (in cash or otherwise) at less than the prevailing market price per share as determined by us;
(c) the voiding of an Instrument that trades, or has traded, on a when-issued basis, in which case any Transaction(s) that relates to that Instrument will also be void;
(d) any other event in respect of the shares analogous to any of the above events or otherwise having a diluting or concentrating effect on the market value of the shares, whether temporary or otherwise; or
(e) any event analogous to any of the foregoing events or otherwise having a diluting or concentrating effect on the market value of any Instrument not based on shares, whether temporary or otherwise.

3) Any adjustment to the size and/or value and/or number of any Transaction(s) (and/or to the level of any Order) will be determined reasonably and will be conclusive and binding on you. If you have a Buy (i.e. a long Transaction) that is affected by a Corporate Event, we will, should you give us notice of the same, in the form and with any period indicated by us, give consideration to your views about the action or adjustment to be made as a result of the Corporate Event. If you hold a Sell (i.e. a short Transaction) then we will take whatever action is decided by us, acting reasonably. We will inform you of any adjustment or amendment under this Term as soon as reasonably practicable.

Takeovers

4) If at any time a takeover offer is made in respect of a company, and you have a Transaction that relates to the securities of that company, then:

(a) we will use reasonable endeavours to notify you of the takeover offer;
(b) we will apply the terms of the takeover offer to your Transaction, as if you were a holder of the securities in question;
(c) we may offer you the opportunity to assent to the takeover offer (as it applies to your Transaction), or we may elect to assent on your behalf where we reasonably believe it is in your best interests to do so. If you elect to assent, or we assent on your behalf, your Transaction will be Suspended and become untradeable until the closing date of the takeover offer at which point your Transaction will be closed in accordance with the terms of the takeover offer. You agree that we will be entitled to cancel or adjust the size and/or value and/ or number of any Transaction(s) (and/or the level of any Order) to reflect the takeover offer, and that any such cancellation or amendment will be conclusive and binding upon you;
(d) If you do not assent, and we do not assent on your behalf, but the takeover goes ahead nonetheless (for example, if drag-along rights apply), you agree that we will be entitled to cancel or adjust the size and/or value and/or number of any Transaction(s) (and/or the level of any Order) to reflect the takeover offer, and that any such cancellation or amendment will be conclusive and binding upon you; and
(e) at any time prior to the closing date of the takeover offer we may give notice to you of our intention to close a Transaction in respect of that company's securities. The date of such notice will be the closing date of the Transaction and the Closing Level will be determined by us, based on our reasonable assessment of the market value of the Instrument at the relevant time.

Voting Rights

5) You acknowledge that we will not transfer voting rights relating to an underlying share or other Instrument to you, or otherwise allow you to influence the exercise of voting rights held by us or by an agent on our behalf.

Interest

6) We will value open Transactions on a daily basis and calculate the amount of interest, on a basis notified to you in writing on a daily or monthly basis (including electronically), that would apply to the sum of money necessary to take out a position in the underlying Instrument with the same value. A different rate of interest will normally apply to long and short positions. While your Transaction remains open, the amount of interest will be calculated and will accrue on a daily basis as follows:

   (a) if you sell, interest will be either credited or debited to your account (depending on the interest rate)
   (b) if you buy, interest will be debited from your account.

7) For certain Expiry Transactions, our quote (which is based on the Underlying Market) will include an interest component. We will make it clear on our website or in our Contract Details which of our Expiry Transactions contain interest component. Such Expiry Transactions will not be adjusted for interest as set out in Term 23(6) above.

Dividends

8) Where applicable (e.g. where an Instrument is a stock or index in respect of which a dividend is paid) a dividend adjustment will be calculated for your account in respect of open positions held over the ex-dividend day or time for the relevant underlying Instrument. For long positions, the dividend adjustment will generally be the amount of the net dividend receivable by the individual or entity holding the equivalent position in an underlying Instrument and, in respect of non-Australian Instruments, will reflect normal market practice unless otherwise agreed with you. For short positions, the dividend adjustment will generally be the net dividend amount, unless otherwise agreed with you, but this may depend on where the Instrument trades. Further details may be obtained from us on request. Dividends will be credited to your account if you bought, i.e. opened a long position, and debited if you sold, i.e. opened a short position.

9) For certain Expiry Transactions, our quote (which is based on the Underlying Market) will include a forecasted dividend component. We will make it clear on our website or in our Contract Details which of our Expiry Transactions contain a dividend component. Such Expiry Transactions will not be adjusted for dividends as set out in Term 23(8) above. Note that, for such Expiry Transactions, in the event that there is declared or paid in respect of the relevant Instrument a special dividend or a dividend that is unusually large or small or payable by reference to an ex-dividend date that is unusually early or late or in the event that a previously regular dividend is omitted (in each case, having regard to dividend payments in previous years in respect of that same financial instrument), we may make an appropriate adjustment (including a retrospective adjustment) to the Opening Level and/or the size of the Transaction that relates to that Instrument.

24. Suspension and insolvency

1) If at any time trading on the Underlying Market is suspended in any Instrument that forms the subject of a Transaction, then the Transaction will also be Suspended from operation unless we are able to continue to make prices for the Transaction based on prices in a different but related Underlying Market that is not suspended from trading. If Suspended, the suspension price of the Transaction unless re-valued by us as set out in this Term 24, for the purposes of Margining and otherwise, will be the mid-price quoted by us at the time of suspension.

2) Irrespective of whether it is an Expiry Transaction and the date of contract expiry passes and irrespective of any Orders given by you, the Transaction will remain open but Suspended until either of the following takes place:

   (a) the suspension in the Underlying Market is terminated and trading recommences, at which point the Suspension of your Transaction will also cease and your Transaction will become tradable again. Following lifting of Suspension, any Orders that you may have given us with respect to the Transaction that have been triggered will be executed as soon as is reasonable in the circumstances having regard to liquidity in the Underlying Market and any hedging transactions that we have with third parties as a result of your Transaction. We cannot guarantee that Orders will be executed at the first available Underlying Market price; or
   (b) where the Instrument is in respect of a company, that company is delisted from the Underlying Market, goes into insolvency or is dissolved, at which point your Transaction will be dealt with in accordance with Terms 24(4) and 24(5).

3) If you have an Expiry Transaction that becomes Suspended by operation of this Term, you will be deemed to have requested that the Transaction be rolled forward into the next contract period until the first expiry date following the lifting of the suspension or until your Transaction is dealt with in accordance with Terms 24(4) or 24(5) as applicable. You agree that while your Transaction is Suspended, we will still be entitled to make interest adjustments in accordance with Term 23(6).

4) If a company, whose Instrument represents all or part of the subject-matter of a Transaction, goes into insolvency or is dissolved, the day on which the company goes into insolvency or is otherwise dissolved will be the closing date of that Transaction and we will deal with your Transaction as follows:

   (a) If you have a long Transaction, the Closing Level of the Transaction will be zero and on closing, we will open a corresponding proceeds line on your account so that if the company makes a distribution to shareholders, an amount equalling the eventual distribution will be credited to your account.
   (b) If you have a short Transaction, the Closing Level of the Transaction will be zero and on closing we will open a corresponding proceeds line on your account so that if the company makes a distribution to shareholders, an amount equalling the distribution will be debited to your account. We reserve the right to require you to maintain Margin on this proceeds line, which could for the avoidance of doubt be as much as the difference between the suspension price and zero.

5) If a company, whose Instrument represents all or part of the subject-matter of a Transaction is delisted from the Exchange to which the Transaction relates, but at the time of delisting such company has not gone into insolvency nor been dissolved, then we will take such action as is fair having regard to all of the circumstances regarding the delisting and any hedging transactions that we have with third parties as a result of your Transaction and where possible which reflects the treatment accorded to holders of the underlying Instrument. Without any limitation, examples of the actions that we might take are:

   (a) closing the Transaction at a Closing Level that is based on our fair and reasonable assessment of the value of the Instrument to which the Transaction relates;
   (b) changing the Exchange to which the Transaction refers (i.e. if the company in question has delisted on the reference Exchange, but maintains or has obtained listing on another Exchange, we may alter your Transaction so that it refers to the second Exchange);
   (c) maintaining the Suspension of the Transaction until the company makes a distribution to holders of the Instrument in question, at which point we will reflect that distribution on your Transaction;
   (d) closing the Transaction and opening a proceeds line as set out in Term 24(4).

6) We reserve the right at all times when your Transactions are Suspended under Term 24(2) to revalue such Transaction at such price and/or to change the Margin rate, in both cases as we shall determine to be reasonable in the circumstances and to require payment of deposit or Margin accordingly.

25. Queries, complaints and disputes

1) If you have a complaint against us, your complaint will be dealt with in accordance with our internal disputes handling procedure.

2) In the event you have a complaint under or in connection with this Agreement or any Transaction, you should, in the first instance, refer the complaint to our Customer Services Department. If they are unable to resolve the dispute to your satisfaction it should be referred to our Compliance Department. The Compliance Department will investigate your complaint and advise you of the outcome within 45 days of you making the complaint.

3) If the Compliance Department is unable to resolve the matter and you are a retail client in respect of the Transaction that is the subject matter of the complaint you may, after 45 days have elapsed since the complaint was made, then refer the matter to our independent external dispute resolution scheme, the Financial Ombudsman Service Limited ("FOS") in accordance with the Rules thereof.

4) If under the Governing Legislation you are a wholesale client (whether deemed or otherwise) in respect of the Transaction that is the subject matter of the complaint you may only refer your complaint to FOS if we first agree in writing that we submit to that process. Please note that we may refuse to so submit for any reason or no reason in our sole discretion.

5) Submission of your complaint to FOS will not abrogate your duty to mitigate your losses. Our agreement to submit to this independent external dispute resolution scheme (if applicable) will not constitute a waiver of any default by you that may form the subject matter of, or be incidental to, such complaint or dispute.

6) In the event that you elect to refer your complaint to FOS, you authorise us to disclose such personal information about you (as defined by the Privacy Act 1988) including, without limitation, records of telephone conversations between you and us as we at our absolute discretion deem appropriate or necessary to enable us to prosecute our case in the arbitral process of FOS.

7) Without prejudice to any of our other rights to close a Transaction under this Agreement, in any case where we are in dispute with you in respect of a Transaction or alleged Transaction or any communication relating to a Transaction, we may, in our absolute discretion and without notice, close any such Transaction or alleged Transaction, where we reasonably believe such action to be desirable for the purpose of limiting the maximum amount involved in the dispute, and we will not be under any obligation to you in connection with any subsequent movement in the level of the Transaction concerned. If we close one or more of your Transactions under this Term, such action will be without prejudice to our right to contend in relation to any dispute that such Transaction had already been closed by us or was never opened by you. We will take reasonable steps to inform you that we have taken such action as soon as practicable after doing so. Where we close a Transaction or alleged Transaction in accordance with this Term, the closing will be without prejudice to your rights:

   (a) to seek redress or compensation for any loss or damage suffered in connection with the disputed or alleged Transaction or communication, prior to the closing; and
   (b) to open a new Transaction at any time thereafter, provided that such Transaction is opened in accordance with this Agreement, which will be applied, for the purposes only of calculating any relevant limits or money required from you, on the basis that our view of the disputed events or communication is correct.

26. Miscellaneous

1) We reserve the right to Suspend your Account at any time. If we Suspend your account, it means that: you will generally not be permitted to open any new Transactions or increase your exposure under your existing Transactions, but you will be permitted to close, part close or reduce your exposure to us under your existing Transactions; you will no longer be permitted to trade with us via our Electronic Trading Service, rather you will be required to trade with us via the phone. We also reserve the right to Suspend a specific Transaction that you have open with us. If we Suspend a Transaction, it means that: you will generally not be permitted to increase your exposure to us under the Suspended Transaction, but you will be permitted to close, part close or reduce your exposure to us under the Suspended Transaction; in relation to the Suspended Transaction, you will no longer be permitted to deal with us via our Electronic Trading Service, rather you will be required to deal with us via the phone.

2) Our rights and remedies under this Agreement will be cumulative, and our exercise or waiver of any right or remedy will not preclude or inhibit the exercise of any additional right or remedy. Our failure to enforce or exercise any right under this Agreement will not amount to a waiver or bar to enforcement of that right.

3) We may assign the benefit and burden of this Agreement to a third party, in whole or in part, provided that any assignee agrees to abide by the Terms of this Agreement. Such assignment will come into effect 10 Business Days following the day you are deemed to have received notice of the assignment in accordance with Term 13(10). You agree that you may not assign the benefit and burden of this Agreement, whether in whole or in part, to any third party without our prior written consent.

4) You acknowledge and agree that the copyrights, trademarks, database and other property or rights in any information distributed to or received by you from us (including, but not limited to, our prices), together with the contents of our website(s), brochures and other material connected with our dealing service and in any database that contains or constitutes such information, will remain the sole and exclusive property of ours or any third party identified as being the owner of such rights.

5) If any Term (or any part of any Term) is held by a court of competent jurisdiction to be unenforceable for any reason then such Term will, to that extent, be deemed severable and not form part of this Agreement, but the enforceability of the remainder of this Agreement will not be affected.

6) You will be responsible at all times for the payment of all taxes due and for providing any relevant tax authority with any information relating to your dealings with us. You agree that if we provide you with any information or express any opinion in relation to the tax treatment of your dealings with us it will not be reasonable for you to rely upon any such statement and it will not constitute tax advice.

7) Our records, unless shown to be wrong, will be evidence of your dealings with us in connection with our services. You will not object to the admission of our records as evidence in any legal or regulatory proceedings because such records are not originals, are not in writing or are documents produced by a computer. You will not rely on us to comply with your record keeping obligations, although records may be made available to you on request at our absolute discretion.

27. Amendment and termination

1) We may amend this Agreement and any arrangements made hereunder at any time by written notice to you. You will be deemed to accept and agree to the amendment unless you notify us to the contrary within 10 days of the date of our amendment notice. If you do object to the amendment, the amendment will not be binding on you, but your account will be Suspended and you will be required to close your account as soon as is reasonably practicable. Any amendment to this Agreement will come into effect on the date specified by us which will, in most cases, be at least 10 Business Days after you are deemed to have received notice of the amendment in accordance with Term 13(10) (unless it is impractical in the circumstances to give 10 days' notice). Any amended agreement will supersede any previous agreement between us on the same subject matter and will govern any Transaction entered into after, or outstanding on, the date the new edition comes into effect. We will only make changes for good reason, including but not limited to:

   (a) making this Agreement clearer;
   (b) making this Agreement more favourable to you;
   (c) reflecting legitimate increases or reductions in the cost of providing our service to you;
   (d) providing for the introduction of new systems, services, changes in technology and products;
   (e) rectifying any mistakes that may be discovered in due course;
   (f) reflecting a change of Applicable Regulations or law.

2) This Agreement and any arrangements hereunder may be Suspended or terminated by either party upon giving the other party written notice of Suspension or termination, which will take effect immediately, unless otherwise specified in the notice. Any such Suspension or termination will not affect any obligation that may already have been incurred by either party in respect of any outstanding Transaction or any legal rights or obligations that may already have arisen under this Agreement or any dealings made thereunder.

28. Governing law

1) This Agreement and each Transaction entered into with you is in all respects governed by the laws in force in of the State of New South Wales and the courts of New South Wales will have jurisdiction to hear and determine any disputes which may arise in relation thereto (subject to any right which you or we may have to require a dispute to go to use the independent external dispute resolution scheme under Term 25). For such purposes you irrevocably submit to the exclusive jurisdiction of the courts of the State of New South Wales in relation to any such dispute. Nothing in this Term 28 will prevent us from bringing or enforcing proceedings against you in any other jurisdiction in which we are lawfully entitled to so do.

2) If you are situated outside of Australia, an originating process by which any proceedings in Australia are begun may be served on you in accordance with our local rules for service out of the Australian jurisdiction. Nothing in this Term affects our right to serve process in another manner permitted by law.

29. Privacy

1) You confirm that you understand and agree that we will collect your personal information for the purposes of assessing your application and, if applicable, opening, maintaining and operating your account including the enforcement of the provisions of this Agreement and for all of the purposes set out herein and below:

   If, in our absolute discretion, we consider it relevant to:

   (a) assessing your application to open an Account;
   (b) assessing your application for credit; or
   (c) collecting overdue payments in relation to any personal or credit facility or trading activity that results from this Agreement;

   you agree and consent to:

(i) us obtaining from a credit reporting agency a credit report containing personal credit information about you (which can include personal information about your credit worthiness, credit history, credit standing or credit capacity) ("Credit Report"); and
(ii) us contacting any credit provider named in the Credit Report or any credit provider whose details have been provided to us by you in order to obtain further information or clarification regarding matters relevant to the matters in Term 29(1)(a)-(c) above.

2) We may give a credit reporting agency certain personal information and identity details about you to obtain a consumer or commercial credit report about you. This information includes:

(a) the fact that you have applied for credit and the amount of credit;
(b) details of any payments which become overdue more than 60 days and for which collection has commenced;
(c) the fact that cheques drawn by you have been dishonoured more than once; and
(d) other such information that, in our opinion, is material to your credit worthiness, credit history, credit standing or credit capacity.

3) We may give to and obtain from other credit providers certain personal information and identity details about you, including any information about your credit worthiness, credit standing, credit history or credit capacity that credit providers are allowed to give or receive from each other under the Privacy Act 1988.

4) We may obtain from banks or financial institutions, a banker's opinion about your credit worthiness for the purpose of assessing your application to open an Account.

5) We may use your personal information for additional purposes including planning, product development, research and, unless you check the relevant box(es) on your Account opening form, to provide you with direct marketing information and offers about our products and services or those of Associated Companies of ours.

6) We may disclose information about you:

(a) to any person who is considering whether to guarantee your obligations, or offer security to us for credit you have applied for, or credit which we have given to you to enable that person to decide whether or not to guarantee those obligations;
(b) to any person who has guaranteed your obligations or provided security to us to enable that person to establish how you are performing (or have performed) those obligations;
(c) to such third parties as we deem reasonably necessary in order to prevent, detect, investigate, prosecute or punish criminal offences, breaches of law or other unlawful activity; or
(d) to such third parties as we see fit to assist us in enforcing our legal or contractual rights against you including but not limited to debt collection agencies and legal advisors.

7) We may share your information with your nominated referees and government regulators in Australia, New Zealand and the United Kingdom including, without limitation, the Australian Securities Exchange and Australian Securities and Investments Commission.

8) As well as in Australia (and, if you are a New Zealand resident, New Zealand), some of the organisations to whom your personal information will be disclosed will be located in the United Kingdom, and you agree to that transfer of your personal information for the purposes set out here.

9) If you do not agree to the collection of your personal information by us, then we may not be able to process your application.

10) You may contact us at the address listed in the Product Disclosure Statement if you wish to request access to any personal information which we hold about you.

30. Interpretation

1) In this Agreement:

"Act" means the Corporations Act 2001;

"AEST" means Australian Eastern Standard time;

"Agreement" means this agreement and all schedules, Product Modules, the Contract Details, any ancillary documents referred to herein and any amendments thereto. For the avoidance of doubt this agreement supercedes and replaces any previous customer agreement in force between you and us which dealt with Transactions;

"Applicable Regulations" means: (a) Rules of a relevant regulatory authority; (b) the Rules of the relevant Exchange; and (c) all other applicable laws, rules and regulations (including without limitation the Governing Legislation) as in force from time to time, as applicable to this Agreement and any Transaction, or Electronic Trading Service;

"Associated Company" means any holding company or subsidiary company (as defined in the Act), from time to time, of ours and/or any subsidiary company of any such holding company;

"Attached Order" means an Order that relates to or is referenced to an existing Transaction that you have with us;

"Base Currency" means, in relation to a party, the Currency allocated to your Account for this purpose, in accordance with the Agreement;

"Business Day" means any day other than a Saturday, Sunday and a gazetted public holiday in the State of New South Wales, or designated as a holiday by the Australian Securities Exchange;

"Closing Level" means the level at which a Transaction is closed;

"Commission" has the meaning attributed to it in Terms 4(1), 5(5) and 7(12);

"Commission Transaction" has the meaning attributed to it in Term 4(1);

"Contract Details" means the section of the public pages of our website designated as the Contract Details as amended from time to time;

"Contract for Differences" or "CFD" is a type of Transaction the purpose of which is to secure a profit or avoid a loss by reference to fluctuations in the value or price of an Instrument but specifically excludes any Transactions which are dealt with in a separate Product Module. Types of Contracts for Differences include, but are not limited to, Foreign Exchange CFDs, Futures CFDs, Option CFDs, Share CFDs and Stock Index CFDs;

"Contract Value" means the number of shares, contracts or other units of the Instrument that you are notionally buying or selling multiplied by our then current quote for closing the Transaction;

"Corporate Event" has the meaning attributed to it in Term 23(2);

"Credit Account" means any Account which you open with us pursuant to which we grant you a credit limit;

"Currency" means any legally accepted form of dollar currenct;

"Director" has the same meaning as is given to that term in the Act;

"Dollars" and "$" denote lawful currency of Australia;

"Euros" and "€" denote lawful currency of the Eurozone countries of the European Union;

"Electronic conversation" means a conversation between you and us held via our Electronic Trading Services;

"Electronic Trading Services" means any electronic services (together with any related software) including without limitation trading, direct market access order routing or information services that we grant you access to or make available to you either directly or through a third party service provider, and used by you to view information and/or enter into Transactions;

"Event of Default" has the meaning attributed to it in Term 16(1);

"Exchange" means any securities or futures exchanges, clearing house, self regulatory organizations, alternative trading system or multi-lateral trading facility as the context may require from time to time;

"Exchange Rate" means the rate (in relation to two currencies in respect of which you may wish to open a Foreign Exchange CFD) at which a single unit of the first currency that you state may be bought with or, as the case may be, sold in, units of the second currency that you state;

"Expiry Transaction" means a Transaction which has a set contract period, at the end of which the Expiry Transaction expires automatically;

"FIX" means Financial Information Exchange protocol;

"Force Majeure Event" has the meaning attributed to it in Term 22(1);

"Force Open" means a Transaction in respect of a particular Instrument where you already have an open Transaction in respect of the same Instrument which would ordinarily result in the netting of these two Transactions against each other and the closing or partial closing of both pursuant to Term 6 of this Agreement (including the Master Netting provisions in Schedule A incorporated by Term 15) which applies to you; but where we accept your offer to open the second Transaction without offsetting it against that which preceded it so that two Transactions result;

"Foreign Exchange CFD" or "Forex" is a form of CFD that gives you exposure to changes in value of an Exchange Rate, but unless you and we expressly agree separately in writing, it cannot result in the delivery of any Currency to or by you;

"Futures CFD" is a form of CFD that gives exposure to changes in the value of a futures contract. It is not a futures contract traded on any Exchange and unless you and we expressly agree separately in writing, it cannot result in the delivery of any Instrument to or by you;

"Governing Legislation" means the Act and the regulations made under it and all applicable financial services laws (as defined by section 761A of the Act);

"Instrument" means any stock, share, futures contract, forward or option contract, commodity, precious metal, Exchange Rate, interest rate, debt instrument, stock or other index, or other investment in respect of which we offer to deal in Transactions;

"Last Dealing Time" means the last day and (as the context requires) time before which a Transaction may be dealt in, as set out in the Contract Details or otherwise notified to you, or otherwise the last day and (as the context requires) time on which the underlying Instrument may be dealt in on the relevant Underlying Market;

"Limit Order" has the meaning given to it in Term 12(1);

"Limited Risk Account" means a type of account on which you are only permitted to place Limited Risk Transactions.

"Linked Transactions" means two or more Transactions in respect of which we agree not to call for, or apply, the full amount of Margin as a result of the relationship between such Transactions;

"Manifest Error" has the meaning attributed to it in Term 10(1);

"Margin" means the amount of money you are required to pay us in order to open and maintain a Transaction, as set out in Term 14;

"Market Spread" means the difference between the bid and offer prices for a Transaction of equivalent size in a Instrument, or a related Instrument, in the Underlying Market;

"Master Netting Terms" means the netting provisions set out in Schedule A to this Agreement regarding all Transactions entered into by you pursuant to this Agreement that will apply to you;

"Minimum Size" means, in respect of a Transaction in which a Minimum Size applies, the minimum number of shares, contracts or other units of an Instrument that we will deal on, which in most cases is specified in the Contract Details and, where not so specified, we will inform you of on request;

"Normal Market Size" means the maximum number of stocks, shares, contracts or other units that we reasonably believe the Underlying Market to be good in at the relevant time;
"Opening Level" means the level at which a Transaction is opened;

"Order" means a Stop Order, Trailing Stop, Limit Order or Buffer Limit, as the case permits;

"Order Book Share" means all non Australian shares and all Australian shares that are traded using a fully electronic order book and order matching system such as ITS;

"Our bid and offer prices" has the meaning attributed to it in Term 4(1);

"P&L" means realised and/or unrealised profits and/or losses, as the case permits;

"Product Disclosure Document" or "PDS" means the document described as the Product Disclosure Statement and issued by us, as revised from time to time;

"Product Module" means a product specific module which forms part of this Agreement and sets out the terms and conditions that apply to specific types of Transactions and/or Services that we provide or supply to you;

"Relevant Person" means an employee or Director of us or an employee or Director of an Associated Company;

"Rules" means articles, rules, regulations, procedures, policies and customs, as in force from time to time;

"Security Devices" means one or more user identification codes, digital certificates, passwords, authentication codes, or such other information or devices (electronic or otherwise) as may be provided or specified to you, to enable your access to the Electronic Trading Services;

"Sell" has the meaning attributed to it in Term 4(1);

"Share CFD" is a form of CFD that gives exposure to changes in share prices. It is not an agreement to buy or sell any amount of shares and, unless you and we expressly agree separately in writing, it cannot result in the delivery of any shares to or by you. The share Instrument upon which the Share CFD is based may be an Order Book Share or a Market Maker Share;

"Spread" has the meaning attributed to it in Term 4(1) and may, as the context requires, include Market Spread;

"Spread Transaction" has the meaning attributed to it in Term 4(1);

"Statement" means a written confirmation of our dealings with you including any Transactions that you open and/or close, any Orders that you set and/or edit and any charges that we apply.

"Stock Index CFD" is a form of CFD that gives exposure to changes in the value of a stock index. It is not an agreement to buy or sell any amount of shares and unless you and we expressly agree separately in writing, it cannot result in the delivery of any shares to or by you;

"Stop Order" has the meaning given to it in Term 12(1);

"Suspend" has the meaning given to it in Term 24(1), and "Suspension" and "Suspended" has a corresponding meaning;

"System" means all computer hardware and software, equipment, network facilities and other resources and facilities needed to enable you to use an Electronic Trading Service;

"Trailing Stop" has the meaning given to it in Term 12(1);

"Transaction" means a future, option, contract for differences, spot or forward contract of any kind in relation to any Instrument (including a security) or any combination of Instruments and means either or both Expiry Transactions or Undated Transactions as the context requires;

"Unattached Order" means an Order that relates to or is referenced to a proposed Transaction that will come into effect if and when the Order is executed;

"Undated Transaction" means a Transaction with an indefinite contract period that is not capable of expiring automatically;

"Underlying Market" means the Exchange and/or other similar body and/or liquidity pool on which a Instrument is traded or trading in that Instrument as the context requires.

2) A reference to:

(a) a Term is a reference to a term of this Agreement;
(b) an Act of Parliament is a reference to such Act as from time to time amended, consolidated or re-enacted (with or without modification) and includes all instruments or orders made under such enactment;
(c) any time or date will be to Australian Eastern Standard Time, unless expressly noted to the contrary; and
(d) the singular will import the plural and the masculine will import the feminine as the context requires.

3) Priority of documents: in the event of any conflict between the terms of the main body of this Agreement and any Product Module, Schedule,

Appendix or ancillary document referred to in this Agreement, the order of precedence for the purpose of construction shall be:

(a) the Governing Legislation;

(i) Schedule A –Master Netting Terms;
(ii) Schedule of Supplementary Terms and Conditions (if applicable);
(iii) Product Module (if applicable);
(iv) Contract Details;
(v) Any other ancillary documents referred to in this Agreement;
(vi) these Terms;

and in the event of any inconsistency between any provision in any of these documents the higher in the descending order will prevail over the lower to the extent of the inconsistency.

SCHEDULE A

MASTER NETTING TERMS

NOW IT IS HEREBY AGREED as follows:

1. Scope of these additional Terms

1.1 These Terms and the particular terms agreed by you and us govern each Transaction entered into or outstanding between you and us on or after the date of execution of these terms.

1.2 The Agreement, including these Terms and the particular terms of, and applicable to, each and every Transaction governed by these Terms, the Schedules to these terms and all amendments to any of such items together constitute a single agreement between you and us. You acknowledge that all Transactions governed by these terms which are entered into on or after the date of execution of these terms are entered into in reliance upon the fact that all such items constitute a single agreement between us.

2. Settlement and Exchange or Clearing Organisation Rules

2.1 Unless a Liquidation Date has occurred or has been effectively set, a Party shall not be obliged to make any payment or delivery scheduled to be made by that Party under a Transaction governed by these terms for so long as an Event of Default or Potential Event of Default with respect to the other Party has occurred and is continuing.

2.2 Unless otherwise agreed in writing by the Parties, if the Parties enter into any Transaction governed by these Terms to close out any existing Transaction between the Parties then their obligations under such Transactions shall automatically and immediately be terminated upon entering into the second Transaction, except for any settlement payment due from one Party to the other in respect of such closed out Transactions.

3. Representations, warranties and covenants

3.1 Each Party represents and warrants to the other Party as of the date of execution of these terms and, in the case of the representation and warranty in (v) of this Clause 3.1 relating to the entering into of Transactions, as of the date of entering into each Transaction governed by these terms that: (i) it has authority to enter into this Agreement; (ii) the persons entering into the agreement on its behalf have been duly authorised to do so; (iii) this Agreement and the obligations created under this agreement are binding upon it and enforceable against it in accordance with their terms (subject to applicable principles of equity) and do not and will not violate the terms of any agreements to which such Party is bound; (iv) no Event of Default or Potential Event of Default has occurred and is continuing with respect to it; and (v) it acts as principal and sole beneficial owner (and not as trustee) in entering into these terms and each and every Transaction governed by these Terms.

3.2 Each Party undertakes to the other Party that: (i) it will at all times obtain and comply with the terms of and do all that is necessary to maintain in full force and effect all authorisations, approvals, licences and consents required to enable it lawfully to perform its obligations under this agreement; and (ii) it will promptly notify the other Party of the occurrence of any Event of Default or Potential Event of Default with respect to itself.

4. Termination and liquidation

4.1 If, at any time:

(i) a Party fails to make any payment when due under or to make or take delivery of any property when due under, or to observe or perform any other provision of, this agreement (including any Transaction governed by these terms) and such failure continues for two Business Days after notice of non-performance has been given by the other Party to the defaulting Party;
(ii) a Party commences a voluntary case or other procedure seeking or proposing liquidation, reorganisation, an arrangement or composition, a freeze or moratorium, or other similar relief with respect to itself or to its debts under any bankruptcy, insolvency, regulatory, supervisory or similar law (including any corporate or other law with potential application to an insolvent Party), or seeking the appointment of a trustee, receiver, liquidator, conservator, administrator, custodian, examiner or other similar official (each a "Custodian") of it or any part of its assets; or takes any corporate action to authorise any of the foregoing; and, in the case of a reorganisation, arrangement or composition, the other Party does not consent to the proposals;
(iii) an involuntary case or other procedure is commenced against a Party seeking or proposing liquidation, reorganisation, an arrangement or composition, a freeze or moratorium, or other similar relief with respect to it or its debts under any bankruptcy, insolvency, regulatory, supervisory or similar law (including any corporate or other law with potential application to an insolvent Party) or seeking the appointment of a Custodian of it or any part of its assets and such involuntary case or other procedure either (a) has not been dismissed within five days of its institution or presentation or (b) has been dismissed within such period but solely on the grounds of an insufficiency of assets to cover the costs of such case or other procedure;
(iv) a Party dies, becomes of unsound mind, is unable to pay its debts as they fall due or is bankrupt or insolvent, as defined under any bankruptcy or insolvency law applicable to such Party; or any indebtedness of a Party is not paid on the due date therefor or becomes, or becomes capable at any time of being declared, due and payable under agreements or instruments evidencing such indebtedness before it would otherwise have been due and payable, or proceedings are commenced for any execution, any attachment or garnishment, or any distress against, or an encumbrancer takes possession of, the whole or any part of the property, undertaking or assets (tangible and intangible) of a Party;
(v) a Party in relation to a Party (or any Custodian acting on behalf of a Party in relation to a Party) disaffirms, disclaims or repudiates any obligation under this agreement (including any Transaction governed by these terms);
(vi) any representation or warranty made or deemed made by a Party pursuant to this agreement proves to have been false or misleading in any material respect as at the time it was made or given;
(vii) a Party is dissolved, or in respect of a Party whose existence is dependent upon a formal registration, such registration is removed or ends, or any procedure is commenced seeking or proposing a Party's dissolution or the removal or ending of such a registration of a Party; or
(viii) any event of default (however described) occurs under any terms of business in place between the Parties or any other event specified for these purposes in Schedule 1 or otherwise occurs, then the other Party (the "Non- Defaulting Party") may exercise its rights under Clause 4.2, except that, if so agreed in writing by the Parties (whether by specifying as such in Schedule 1 hereto or otherwise), in the case of the occurrence of any Event of Default specified in paragraph (ii) or (iii) above the provisions of Clause 4.3 shall apply.

4.2 Subject to Clause 4.3, at any time following the occurrence of an Event of Default, the Non-Defaulting Party may, by notice to the Defaulting Party, specify a Liquidation Date for the termination and liquidation of Transactions in accordance with the provisions of Clause 4.4.

4.3 If the Parties have so agreed, the date of the occurrence of any Event of Default specified in paragraph (ii) or (iii) of Clause 4.1 shall automatically constitute a Liquidation Date, without the need for any notice by either Party and to the intent that the provisions of Clause 4.4 shall then apply.

4.4 Upon the occurrence of a Liquidation Date:

(i) neither Party shall be obliged to make any further payments or deliveries under any Transactions governed by these terms which would, but for this Clause, have fallen due for performance on or after the Liquidation Date and such obligations shall be satisfied by settlement (whether by payment, set-off or otherwise) of the Liquidation Amount;
(ii) the Non-Defaulting Party shall (on, or as soon as reasonably practicable after, the Liquidation Date) determine (discounting if appropriate), in respect of each Transaction governed by these terms, its total cost, loss or, as the case may be, gain, in each

case expressed in the Non-Defaulting Party's Base Currency (and, if appropriate, including any loss of bargain, cost of funding or, without duplication, cost, loss or, as the case may be, gain as a result of the termination, liquidation, obtaining, performing or re-establishing of any hedge or related trading position), as a result of the termination, pursuant to this agreement, of each payment or delivery which would otherwise have been required to be made under such Transaction (assuming satisfaction of each applicable condition precedent and having due regard to, if appropriate, such market quotations published on, or official settlement prices set by, a relevant exchange or clearing organisation as may be available on, or immediately preceding, the date of calculation); and

(iii) the Non-Defaulting Party shall treat each cost or loss to it, determined as above, as a positive amount and each gain by it, so determined, as a negative amount and aggregate all of such amounts to produce a single, net positive or negative amount, denominated in the Non-Defaulting Party's Base Currency (the "Liquidation Amount").

4.5 If the Liquidation Amount determined pursuant to Clause 4.4 is a positive amount, the Defaulting Party shall pay it to the Non-Defaulting Party and if it is a negative amount, the Non-Defaulting Party shall pay it to the Defaulting Party. The Non-Defaulting Party shall notify the Defaulting Party of the Liquidation Amount, and by which Party it is payable, immediately after the calculation of such amount.

4.6 Unless the Parties specify otherwise in Schedule A or otherwise, where termination and liquidation occurs in accordance with Clause 4.4, the Non-Defaulting Party shall also be entitled, at its discretion, to apply the provisions of Clause 4.4 to any other Transactions entered into between the Parties which are then outstanding, as if each such Transaction were a Transaction governed by these terms.

4.7 The amount payable by one Party to the other Party pursuant to the provisions of Clause 4.5, or any applicable laws or regulations, shall be paid in the Non-Defaulting Party's Base Currency by the close of business on the Business Day following the completion of the termination and liquidation under Clause 4.4, or any laws or regulations having a similar effect, (converted as required by applicable law into any other currency, any costs of such conversion to be borne by, and (if applicable) deducted from any payment to, the Defaulting Party).

4.8 For the purposes of any calculation hereunder, We may convert amounts denominated in any other currency into the Non-Defaulting Party's Base Currency at such rate prevailing at the time of the calculation as we may reasonably select.

4.9 The Non-Defaulting Party's rights under this Clause 4 shall be in addition to, and not in limitation or exclusion of, any other rights which the Non-Defaulting Party may have (whether by agreement, operation of law or otherwise).

5. Set-off

Without prejudice to any other right or remedy which it may have, either Party may, on or after the occurrence of a Liquidation Date and the determination of the Liquidation Amount, set off any amount owing by it (whether actual or contingent, present or future and including, if applicable and without limitation, the Liquidation Amount and any amount due and payable on or before the Liquidation Date but remaining unpaid) to the other Party against any amount owing by such other Party (whether actual or contingent, present or future and including, if applicable and without limitation, the Liquidation Amount and any amount due and payable before the Liquidation Date but remaining unpaid) to the first Party.

6. Currency indemnity

If a Party (the first Party) receives or recovers any amount in respect of an obligation of the other Party (the second Party) in a currency other than that in which such amount was payable, whether pursuant to a judgment of any court or otherwise, the second Party shall indemnify and hold harmless the first Party from and against any cost (including costs of conversion) and loss suffered by the first Party as a result of receiving such amount in a currency other than the currency in which it was due.

7. Time of essence

Time shall be of the essence in the Agreement.

8. Interpretation

8.1 In these Terms:

"Base Currency" means, in relation to a Party, the Currency allocated to your Account for this purpose, in accordance with the Agreement;

"Custodian" has the meaning given to it in Clause 4.1;

"Defaulting Party" means the Party in respect of which, or related to a Credit Support Provider in respect of which, an Event of Default has occurred;

"Liquidation Date" means a day on which, pursuant to the provisions of Clause 4, the Non-Defaulting Party commences the termination and liquidation of Transactions or such a termination and liquidation commences automatically;

"Potential Event of Default" means any event which may become (with the passage of time, the giving of notice, the making of any determination hereunder or any combination thereof) an Event of Default;

"Proceedings" means any suit, action, or other proceedings relating to this agreement;

8.2 In these terms, "Event of Default" means any of the events listed in Clause 4.1; "Liquidation Amount" has the meaning ascribed to it in Clause 4.4; and "Non-Defaulting Party" has the meaning ascribed to it in Clause 4.1.

a "Clause" is a reference to a clause in this Schedule of these Terms;

"indebtedness" shall be construed so as to include any obligation (whether present or future, actual or contingent, as principal or surety or otherwise) for the payment or repayment of money;

"Parties" means you and us and shall be construed as a reference to the parties to this agreement and shall include their successors and permitted assigns; and

"Party" shall be construed as a reference to whichever of the Parties is appropriate in the context in which such expression may be used;

.

Attachment E

ID	Date	Transaction type	Payment Method Class	Amount	Currency	Source	Recipient	Status	Source -> Recipient
600236	02/05/2016 06:43	deposit	(CC)	80.00	USD	Credit Card Visa 9483	trade 300740	Approved	Visa 9483->300740
565814	01/15/2016 08:37	deposit	(CC)	150.00	USD	Credit Card Visa 2953	trade 300740	Approved	Visa 2953->300740
528821	12/15/2015 10:20	deposit	(CC)	195.00	USD	Credit Card Visa 2953	trade 300740	Approved	Visa 2953->300740
418969	09/03/2015 04:33	deposit	(CC)	147.30	USD	Credit Card Visa 9483	trade 300740	Approved	Visa 9483->300740
344524	06/22/2015 10:54	deposit	(CC)	441.35	USD	Credit Card MasterCard 0581	trade 300740	Approved	MasterCard 0581->300740
214945	01/29/2015 02:49	deposit	(CC)	97.00	USD	Credit Card MasterCard 0581	trade 300740	Approved	MasterCard 0581->300740
134214	09/01/2014 08:42	deposit	(CC)	97.00	USD	Credit Card MasterCard 4739	trade 300740	Approved	MasterCard 4739->300740
87977	05/29/2014 14:43	withdrawal	(Wire transfer)	1,500.00	USD	trade 300740	client bank 3822735729	Approved	300740->3822735729
58719	03/12/2014 09:17	deposit	(Wire transfer)	5,460.98	USD	client bank 3822735729	trade 300740	Approved	3822735729->300740
46832	02/08/2014 02:36	deposit	(CC)	1,503.50	USD	Credit Card MasterCard 4739	trade 300740	Approved	MasterCard 4739->300740
35155	01/06/2014 13:21	withdrawal	Broker to Broker	5,000.00	USD	trade 300740	client bank 3822735729	Approved	300740->3822735729
32219	12/19/2013 10:01	deposit	(Wire transfer)	14,961.15	USD	client bank 11	trade 300740	Approved	11->300740
28662	12/04/2013 08:53	deposit	(Wire transfer)	39,955.85	USD	client bank 3822735729	trade 300740	Approved	3822735729->300740
22345	11/04/2013 09:07	deposit	(Wire transfer)	49,970.00	USD	client bank 3822735729	trade 300740	Approved	3822735729->300740
14335	09/05/2013 14:10	deposit	(Wire transfer)	1,500.00	USD	client bank 3822735729	trade 300740	Approved	3822735729->300740
14325	09/05/2013 12:43	withdrawal	(Wire transfer)	1,500.00	USD	trade 300740	client bank 3822735729	Approved	300740->3822735729
13335	08/26/2013 12:29	transfer	Back office	4,966.02	USD	internal USD13195	trade 300740	Approved	USD13195->300740
13334	08/26/2013 12:29	transfer	Back office	4,966.02	USD	trade 300631	internal USD13195	Approved	300631->USD13195
13299	08/26/2013 10:19	deposit	(Wire transfer)	4,966.02	USD	client bank 11	trade 300631	Approved	11->300631
13298	08/26/2013 10:19	withdrawal	(Wire transfer)	5,000.00	USD	trade 300631	client bank 11	Approved	300631->11

Attachment F

Individual Customer:

Id	8641
Login	snwtrading
Registration country	United States
Registration IP	98.201.17.189
Registration date	17/08/2013 09:44:47
Registration method	Direct
Convertion to live date	17/08/2013 09:44:47

[redacted]

Campaign	Campaign Name
Account status	Approved
Branch	International
Fee group	Default
Language	English

- [x] Active
- [x] Approve documents
- [x] Client

Main info | Additional data | Approve documents | Notes | Sent emails

Customer Id	Email type	Creation date	Sending date	Customer	Email Recipient	Result
8641	All		-			All
8641	Your Credit Card Has Been Approved	11/15/2016 14:45	11/15/2016 14:45	Sean Waraich		Success
8641	{trade_platform} Deposit Confirmation	02/05/2016 06:43	02/05/2016 06:43	Sean Waraich		Success
8641	{trade_platform} Deposit Confirmation	01/15/2016 08:37	01/15/2016 08:38	Sean Waraich		Success
8641	{trade_platform} Deposit Confirmation	12/15/2015 10:21	12/15/2015 10:21	Sean Waraich		Success
8641	Your Credit Card Has Been Approved	12/15/2015 09:12	12/15/2015 09:12	Sean Waraich		Success
8641	{trade_platform} Deposit Confirmation	09/03/2015 04:33	09/03/2015 04:33	Sean Waraich		Success
8641	Your Local Bank Transfer Details	09/03/2015 02:05	09/03/2015 02:05	Sean Waraich		Success
8641	Your Credit Card Has Been Approved	08/26/2015 13:22	08/26/2015 13:22	Sean Waraich		Success
8641	Your Live Account Application – Document Status	08/26/2015 13:21	08/26/2015 13:21	Sean Waraich		Success
8641	Your Live Account Application – Document Status	08/26/2015 12:06	08/26/2015 12:06	Sean Waraich		Success
8641	Your Live Account Application – Document Status	08/26/2015 12:05	08/26/2015 12:05	Sean Waraich		Success
8641	Your Credit Card Has Been Approved	08/26/2015 12:04	08/26/2015 12:04	Sean Waraich		Success
8641	{trade_platform} Deposit Confirmation	06/22/2015 10:54	06/22/2015 10:54	Sean Waraich		Success
8641	{trade_platform} Deposit Confirmation	01/29/2015 02:49	01/29/2015 02:49	Sean Waraich		Success
8641	{trade_platform} Deposit Confirmation	09/01/2014 08:43	09/01/2014 08:43	Sean Waraich		Success
8641	{trade_platform} Deposit Confirmation	03/12/2014 09:17	03/12/2014 09:17	Sean Waraich		Success
8641	{trade_platform} Deposit Confirmation	02/08/2014 02:36	02/08/2014 02:36	Sean Waraich		Success
8641	Your Credit Card Has Been Approved	02/08/2014 02:06	02/08/2014 02:07	Sean Waraich		Success
8641	{trade_platform} Deposit Confirmation	12/19/2013 10:01	12/19/2013 10:01	Sean Waraich		Success
8641	{trade_platform} Demo Account Registration	12/10/2013 09:07	12/10/2013 09:07	Sean Waraich		Success

EXHIBIT 3-2

Exhibit 6

FEX0316340766

UNITED STATES DISTRICT COURT
SOUTHERN DISTRICT OF NEW YORK

---------- x

IN RE FOREIGN EXCHANGE BENCHMARK RATES ANTITRUST LITIGATION

No. 1:13-cv-07789-LGS

AMENDED DATA FILE(S) DECLARATION

---------- x

I, _____ declare:
Name of Authorized Representative

1. I am _____ of _____
Title of Position Held — Name of Institution/Company

located at _____.
Address (include number and street, city, state/province, zip code, and country)

_____ authorized me to file his, her, or its claim in the above-captioned action.
Name of Claimant

2. On behalf of Sean Waraich, in response to the Claims Administrator's
Name of Claimant

Rejection Notification, I am submitting amended trade file(s). The Claim Number corresponding to the amended trade file(s) is 10000935.
Claim Number

3. I acknowledge that the Claims Administrator may require that Sean Waraich provide supporting documentation verifying the trades included in the
Name of Claimant

amended trade file(s) that I am submitting.

Claim No: 10000935

4. All of the information provided by Sean Waraich and/or me in
Name of Claimant

connection with this claim is true and correct and that the amended data file(s), and any supporting documentation verifying its or their contents, are true and correct copies of what they purport to be.

5. I acknowledge that this claim belonging to Sean Waraich and these
Name of Claimant

amended trade file(s) are submitted under penalty of perjury under the laws of the United States of America.

Signature

Sean Waraich
Print Name

9-24-20
Date

Exhibit 7

FEX0326747023

IN RE FOREIGN EXCHANGE BENCHMARK RATES ANTITRUST LITIGATION

Issue Date: June 9, 2021
Response Due Date: July 9, 2021
Claim No: 10000935

FINAL NOTICE OF REJECTION OF YOUR ENTIRE CLAIM

You filed a claim under Option 2 (Documented Claim Option) and have submitted amended data files and/or supplemental documentation in response to a prior rejection notification.

The Claims Administrator has processed the Proof of Claim and Release Form ("Claim Form") and the data file(s) submitted or resubmitted with respect to the above-referenced Claim Number, which you filed under Option 2. This claim has been rejected in its entirety because the data file(s) are deficient for the reason(s) stated below. Because you have received a prior notification about the deficiencies in your data, you may not submit any further data or documentation to substantiate your claim.

(R10) The supplied trade rate is significantly and materially different from the prevailing daily rate for this currency pair on this trade date.

(R15) This trade is not with a Defendant and therefore is ineligible per the terms of the settlement agreement.

If you disagree with the administrative determination covered by this Notice, and your dispute cannot be resolved, you will have the right to present your arguments to the Court, provided you submit a "Dispute Letter" to the Claims Administrator in accordance with these instructions. Your Dispute Letter must: (1) list the Claim Number(s) that are covered by your Dispute Letter; (2) state that you request that the Court review the administrative rejection of your claim; (3) state your argument(s) for why your claim should be accepted; (4) attach any supporting documents you have to support your argument(s); (5) be signed; and (6) include a copy of this Notice. To submit your Dispute Letter, please email it to the Claims Administrator at info@fxantitrustsettlement.com on or before your Response Due Date.

Very truly yours,

Epiq
The Claims Administrator

This Page Left Intentionally Blank

July 10, 2022

Re: In re Foreign Exchange Benchmark Rates Antitrust Litigation

Claim No. 10000935

Epiq Claims Administrator:

Claimant Dispute Statement

Claimant submission files request that the Court review the administrative rejection of Option 2 Claim No. 10000935.

In reference to:

"For contention number 1, we agree that Integral is a technology platform and is not itself a counterparty. However, our objection is with your alleged counterparties and the fact that you did not use Integral to trade directly with the Tier 1 Bank Consortium. Your status as a retail FX trader using the Integral platform does not imply that you traded with those defendant banks. If you did trade directly with the consortium's banks, then you would have needed lines of credit with these Tier 1 institutions, which is very unlikely as an individual retail trader." (Claims Administrator 7/7/22 Final Notice, pg. 1)

This cited assertion is entirely false and inaccurate for multiple reasons.

The forex trading platform was No Dealing Desk (NDD) -Electronic Communication Network (ECN) Straight-Through Processing (STP) via MetaTrader 4 Application Programming Interfaced (API) integrated to Integral ECN connectivity directly to the Defendant Banks as counterparties. The forex broker ICM was never a counterparty to any of the Claimant's FX trades, as it would be unlawful and strictly prohibited for the forex entity ICM, (themselves), to be a counterparty to any of the Claimant's documented FX trades. The claimant cited Tier 1 Bank Consortium was an Integral ECN direct counterparty to each and every FX trade transaction contained in the claimant's record.

Exhibit 1 is a documented monthly FX trade statement from May 2014 that 1) affirms for the Claimant's FX transactions to be on a Straight-Through Processing- No Dealing Desk MT4 trade order platform and

2. [illegible] Citibank, UBS, BNP Paribas and RBC).

There are two main types of order execution models in retail forex trading, the Dealing Desk model and Straight Through-Processing Model, (i.e. No Dealing Desk Model). It is common for forex merchants to offer and have customary literature for both No Dealing Desk (NDD) ECN platforms and Dealing Desk Market Maker trading model platforms. Thus, the generic and broad general descriptive of "ICM may hedge against other entities", (i.e. under a Dealing Desk Market Maker platform type), does NOT at all apply to the STP ECN forex platform, (MT4 API connected with Integral), as the opposing assertions pertaining to this contained within the Claim Administrator's 7-7-22 Rejection Notice is, in actuality, out of context.

To elaborate further, Forex Capital Markets, LLC (FXCM) offered forex trading clients, (just like other forex merchant entities), both a Dealing Desk trade execution platform and Straight-Through Processing-No Dealing Desk trade execution model platform, (of with the Bank would be the only counterparty). ***National Futures Association, (NFA), Case No. 17-BCC-001;*** evidently proves the serious and dire consequences that will transpire if a forex entity attempts in any way to deceptively be a direct counterparty to their trading client's FX transactions conducted via a Straight-Through Processing- No Dealing Desk platform, of which constituted the primary basis for FXCM being shut down and their operating business license permanently revoked.

This transpired due to FXCM taking a controlling ownership stake in a liquidity provider entity, (i.e. Lucid Markets), that began funneling trades and illicitly acting as a dealer desk market maker on the FXCM STP FX platform and illegally offsetting clients trade order positions outside of actual market variables, of which is strictly prohibited. ICM, however, holds absolutely no operating ownership in liquidity provider counterparty entities in the forex market. If the Claims Administrator is attempting to assert that ICM acted as an illicit counterparty to the Claimant on the STP platform, then specific No Dealing Desk STP platform transaction records with a liquidity provider counterparty entity that ICM is shown to hold some form of equity share and/or managing principal would need to be furnished, of which does not exist.

It can herein be stated for the record that the Claimant has at no time reported to the Claims Administrator that ICM acted as a counterparty to one or more of their FX trade transactions on the Straight-Through Processing- No Dealing Desk Integral connected trade platform, (and as cited above, would constitute a serious escalated penalty accusation), and has no evidence to support such a wholly fictional construed allegation that did not occur. It would conclusively be tangibly impossible and non-feasible for ICM themselves to be a counterparty to any of the Claiman t's documented FX trade transactions.

The ICM MT4 forex trading platform was only ECN Integral API and server hosted with Equinix NY4. By ICM policy, an entirely different and separate software platform type, (that would not be MT4 STP), administered the ICM market maker dealer desk model that would require a separate account and account number with the claimant trade ledger record having no Tier 1 ECN counterparty designations.

Furthermore, the contention that the Claimant would need lines of credit for a Defendant Bank to be a counterparty is absolutely false, misguided, completely unfounded, and wholly contradicts and conflicts with the forex industry established Straight-Through Processing No Dealing Desk ECN trade order execution model that mandates for the sole counterparty to be the encompassed Defendant Banks.

The final notice issued by the Claims Administrator on July 7, 2022 alleges that the Claimant's submission is ineligible due to the documented FX trades being retail spot FX contracts and not institutional. However, the Court record of eligible participation members of the settlement does not at all support this perspective. Well over 90% of Option 2 claim submissions where the FX trading record statements are in the claimant's individual personal name are of course retail trade order transactions. This is well known to the Claims Administrator. Institutional categorized forex market transactions for physical exchange transfer of currencies are conducted by regulatory registered hedge funds, limited liability corporations and multinational corporate entities required by law to have millions in assets. The implication that it was somehow all of a sudden discovered as of July 7, 2022 that the Claimant conducted trades for retail spot FX contracts which as of July 7, 2022 are now hereafter suddenly ineligible under these new term claim submission guidelines, (not approved by the Court), is beyond any form of plausible rational explanation that in actuality contradicts and baselessly opposes the fact of record that the Claimant's FX trade transactions have been review affirmed eligible for claim submission and damage assessment since October 2017 where it was at no time stated even once that the

Claimant's FX transactions were ineligible on the basis of them being retail spot FX contracts, as such an attempt to wrongfully subjugate the Claimant's valid established documented FX transaction claim is construed under misapplied pretenses.

Further, the FX Antitrust Benchmark Rates Litigation clearly states:

"*Direct Settlement Class is defined as:*

All Persons *who, between January 1, 2003 and December 15, 2015, entered into an FX Instrument directly with a Defendant, a direct or indirect parent, subsidiary, or division of a Defendant, a Released Party, or co-conspirator where such Persons were either domiciled in the United States or its territories or, if domiciled outside the United States or its territories, transacted FX Instruments in the United States or its territories."*

"All Persons" solely encompasses individual forex trading participants of which would be retail forex traders. In fact, from October 2017 to present, it was affirmed to the Claimant that the FX Antitrust Litigation submission guidelines and Class Action Plan of Distribution wholly included retail forex participations.

Further states: "**If you** are a member of one of the Settlement Classes and did not exclude **yourself**, you may be eligible to share in the Net Settlement Fund."

Such wordings and phrases clearly do not exclusively apply only to hedge funds and corporate institutions.

The July 7, 2022 Claims Administrator Notice issued to Claimant unilaterally egregiously proposes to radically alter stated terms of FX Antitrust Benchmark Rates Litigation submission guidelines without Court sanctioned Order approval while it was already informed and affirmed to the Claimant that distribution payments to settlement member participants has already been and continue to be made to retail FX participants as members of the FX Antitrust class action settlement. The Claims Administrator July 7, 2022 Final Rejection Notice would consequentially require for any and all distribution payments made directly to retail individuals, (who themselves are not institutional registered entities), to be reversed and mandated to be returned in full. Such an adverse action would surely have significant ramifications in and of itself, as the collective evidence to support the clear and obvious legal fact that the FX Antitrust Benchmark Rates Litigation participants and submission guidelines pertaining to intake

assessment of retail individual persons would be overwhelming as the Court already has records to confirm. Furthermore, when the settlement plan of distribution went into approval with the Court, the Claims Administrator informed there was no imposed restriction on the number of retail spot FX trades for settlement class members, and that all currency pair eligible FX trades should be submitted; (it would not even be rationally feasible for a time period encompassing multiple years for only a couple of trades to be made, as such a trader would typically enter more trades at a base minimum in an attempt to recover their prior monetary losses).

The assertion that the claimant did not participate in the forex spot market is incorrect, as all FX trade transactions were in the retail forex spot market and there are well established industry standard definitions for retail spot FX contracts and their terms. Thus, the allegation that retail spot FX contracts somehow don't exist is unsubstantiated, sets a false precedent, and cannot be upheld.

To contend that there is no forex industry definitions for when a retail spot forex transaction is opened and closed is false, and attempting to conform such definitions to only apply to institutional transactions is misleading and non-applicable. The submission guidelines states for the Value Date to be the Settlement Date. Thus, alleging that the Claimant cannot provide a Value Date as mandated by the Option 2 guidelines is untrue. To further explain and clarify for the record, in a retail spot FX trade transaction, the Value Date is the actual commencement of the net gain or loss monetary payment amount. If the spot FX transaction is closed for a net gain, then there will be a Value Date credit payment to the trade balance account. If the spot FX transaction is closed for a net loss, then there will be a Value Date debit deduction from the available equity balance. In retail spot forex, the Value Date is the time and date of the payment delivery completion of profit/loss (P&L) and subsequent tangible adjusted amount of available equity balance. Therefore, there especially is a forex industry set definition as it pertains to a Value Date, (Settlement Date), for a retail spot FX contract and the Claims Administrator's July 7, 2022 Notice opposition to this has no competent merit. In the forex market, value date does not only and exclusively apply to institutional trading and a physical exchange of currency as a settlement date encompasses and includes retail forex transactions. <u>The Claims Administrator's opposition to the date a retail spot FX trade is closed as not being the value date, is not at all supported by standard forex market definitions.</u> The Claims Administrator alleging that a retail forex trader not knowing the value date of a stated spot FX trade is nonsensical, as the gain/loss value date is always known to the retail FX trader, and in ECN STP FX transactions there is never any form of internal Value Date for a physical transfer delivery of currency reverted to the forex merchant, as the forex merchant

entity is not at all a counterparty to any FX trades or direct receiver of physically exchanged funds. To contend otherwise would merely be a misapplied misconception.

Contra Amount is NOT at all the opening exchange rate multiplied by the volume lot size.

In accordance to forex market industry standard calculation definitions and procedures, only the differential of the notional base amount and settlement transaction amount yields the gross gain/loss amount expressed in the Quote currency of the FX trade. In conflict with this forex industry fact of record, the Claims Administrator erroneously contends that it is instead the differential between the contra amount and settlement transaction amount that equals the gain/loss, of which is entirely false.

For clarification, Contra Amount is a component of the Buy/Sell share quantity amount and converted leverage multiplier. The Buy/Sell amount multiplied by the stated multiplier numerical figure equals the Contra Amount. For example, a GBP/EUR currency pair with a buy amount of 1529 and conversion leverage multiplier of 1.15 would have a stated contra amount of 1758.35. This is the reason the contra amount was instructed to be left blank in the submission guidelines as many individual claimants would simply lack sufficient data needed to obtain the contra amount which typically, at the outset, would apply to derivatives securities trade transactions. Contra amount, however, is not a calculative component of the gain/loss or notional base amount of an FX trade.

Furthermore, in reference to the example cited for claimant Transaction ID 836609 contained in the Claims Administrator's 7/7/22 Final Notice, (page 2), the actual notional base amount of the GPY/JPY FX trade is 50,308,200, as the claimant's master trade ledger specifies for the FX trade to be 3 standard volume lots with opening exchange rate of 167.694. Additionally, the Contra Amount is NOT in any way 92,070,400 as the Claims Administrators final notice alleges; this would be incorrect.

As evidential proof, the claims damage experts assessed Excel FX transaction record for Claim No. 10000935 was obtained, (herein included as **Exhibit 2**). The claims assessor calculated Contra Amount, (no contra amounts was input by Claimant), for each FX trade transaction is entered in column R and Transaction ID 836609 is input at Row 1056. Upon verification review, it can clearly be confirmed that the Contra Amount for Transaction ID 836609 is NOT 92,070,000, this would be wholly false. <u>In fact, there is not one single entry in the Contra Amount excel column where Contra Amount is entered as a multiple of the opening exchange rate and lot volume size, constituting a major unaccounted for discrepancy in the Claims Administrator's invalid final determination.</u> It would conclusively be mathematically impossible for the Contra Amount to be a multiple of the opening exchange rate and lot volume size.

The claims assessors further affirmed to the Claimant that the notional base amounts input in Excel column Q were correctly entered based on the documented FX transaction ledger record and, subsequently, it would be severely flawed logic to deduce that the claims damage experts in their own capacity somehow erroneously overstated EPA due to a variable of the notional base amount being input as a component of the exchange rate and lot size. Claims assessors are fully aware of the standard industry procedures for obtaining notional base amounts of each and every FX trade, and it is absolutely nonsensical to contend that the claims damage assessment experts lacked the forthright ability to recognize and correctly assess the notional base amounts for each of the Claimant's FX trade transactions.

It can also be cited that Exhibit 2 evidently confirms for each of the Claimant's retail spot FX trade transactions to be eligible in the net settlement distribution fund; (reference Excel Column U).

In reference to, "the base amount should never have been multiplied by the exchange rate and dividing by the exchange rate would rectify this error." (Claims Administrator 7/7/22 Final Notice pg. 3); to obtain the notional base amount, the opening exchange rate MUST be multiplied by the lot volume contract size. Dividing this amount by the closing exchange rate expresses the notional base amount in USD currency quantity with respect to the base currency of which is only applicable to non-USD currency pairs. Thus, the cited final notice statement above is entirely false and inaccurate.

The following statement, "This calculation is consistent with your statement that you are multiplying the number of lots traded by both the lot size and the trade rate when providing the base amount, which is incorrect. Instead, you should be multiplying the number of lots traded only by the lot size." (Claims Administrator 7/7/22 Final Notice pg. 2); **is absolutely false and severely erroneous.**

Multiplying the number of lots traded only by the lot size would equal the **Settlement Transaction Amount** of the FX trade, NOT the notional base amount. The prior example given of the GBP/JPY currency pair, (Claimant 6/15/22 Statement pg. 2-3), can be referred to where the Settlement Transaction Amount was 1 standard volume lot size multiplied by 100,000 standard lot volume units, thus the settlement transaction amount would equal 100,000, (expressed in USD notation). To obtain the settlement transaction amount in the quote currency quantity, the closing exchange rate would be multiplied by the lot volume units. Gain/Loss of each FX trade could not be obtained if the notional base amount was input as the number of lots traded by the lot size units as the stated gain/loss would erroneously equal to zero for each and every documented spot FX transaction; which would obviously be incorrect.

The Claims Administrator's Final Notice confirms that the prior instructions given to the Claimant pertaining to the input of notional base amount was correct in accordance to the documented Option 2 submission guidelines as notional base amount is only to be input as a multiple of the opening exchange rate and lot volume size, and not further converted to USD quantity as it pertains to non-USD quote currency pairs. Clearly stating, "no attempt should be made to convert non-USD trades to USD values." (Claims Administrator 7/8/22 Final Notice, pg. 3), in direct reference to the proper input of notional base amounts. Thus, EPA was not incorrectly assessed by the claims damage determination reviewers, as in the prior June 9, 2022 Claims Administrator Rejection Notice contended that due primarily to what included the Claimant's FX transaction JPY quote currency notional base amounts not being converted to USD quantity, directly caused the claims damage assessors to erroneously input EPA, a presupposition that the Claimant correctly petitioned as having no validity. Further, as of July 7, 2022, the Claims Administrator rescinds and retracts this prior assertion to state that base amounts for each non-USD quote currency FX trade transaction are not to be further calculation converted to USD quantity notation, in effect, confirming that the claims damage assessed EPA is true and accurate.

Due to the Claims Administrator Final Rejection Notice presenting no valid or factual assertions and because of the myriad amount of resolutely proven to be incorrect false assumptions that can clearly be verified, the Option 2 Determination approved and authorized Claim Assessment Notification issued to Claimant on April 25, 2022 must remain effective. In accordance, Claimant seeks for the Rejection Notice to be properly set aside and provisionally reversed in its' entirety.

Submitted by:

Sean Waraich – Claimant

Claim No. 10000935

2516 Commonwealth St., #201

Houston, TX 77006

Ph 832 229 1652(m)

Exhibit 1

Gmail

Sean Waraich <snwseas@gmail.com>

Monthly Statement

International Capital Markets <reports@icmarketsreports.com>
To: Waraich Sean <snwseas@gmail.com>

Sat, May 31, 2014 at 4:20 PM

IC Markets: True STP ECN

A/C No: [redacted]**0740** Name: **Waraich Sean**

2014 May 31, 23:59

Platform: MT4 Integral Tier 1

Closed Transactions:

Ticket	Open Time	Type	Size	Item	Price	S / L	T / P	Close Time	Price	Commission	R/O Swap	Trade P/L
3188910	2014.04.04 17:30:41	sell	0.50	gbpcad	1.81942	0.00000	1.80900	2014.05.29 21:10:57	1.81165	0.00	26.14	358.33
3581768	2014.04.23 06:47:31	sell	0.30	audnzd	1.07994	0.00000	1.06900	2014.05.02 20:03:54	1.06903	0.00	-5.39	283.49
3581769	2014.04.23 06:47:34	buy	0.30	audnzd	1.08025	0.00000	1.08900	2014.05.08 18:14:39	1.08361	0.00	-11.85	87.24
3606745	2014.04.23 20:12:43	buy	1.00	cadchf	0.80040	0.00000	0.81000	2014.05.07 18:18:59	0.80298	0.00	9.53	294.81
3606746	2014.04.23 20:12:53	sell	0.50	cadchf	0.80015	0.00000	0.79000	2014.05.07 18:19:04	0.80322	0.00	-38.16	-175.37
3606747	2014.04.23 20:12:56	buy	0.50	cadchf	0.80040	0.00000	0.00000	2014.05.07 18:19:08	0.80300	0.00	4.76	148.55
3700415	2014.04.28 22:05:26	buy	1.00	usdjpy	102.447	0.000	104.000	2014.05.06 17:46:16	101.615	0.00	-11.73	-818.78
3700416	2014.04.28 22:05:30	sell	1.00	usdjpy	102.434	0.000	0.000	2014.05.06 17:46:20	101.628	0.00	-21.90	793.09
3725364	2014.04.29 16:45:41	sell	1.00	nzdusd	0.85455	0.00000	0.84500	2014.05.28 14:24:52	0.84936	0.00	-249.90	519.00
3725367	2014.04.29 16:45:46	sell	1.00	nzdusd	0.85455	0.00000	0.00000	2014.05.28 14:24:57	0.84936	0.00	-249.90	519.00
3830415	2014.05.05 00:05:08	buy	0.60	nzdusd	0.86732	0.00000	0.87100	2014.05.06 07:34:37	0.87099	0.00	2.52	220.20
3830418	2014.05.05 00:05:11	sell	0.60	nzdusd	0.86657	0.00000	0.00000	2014.05.09 21:43:03	0.86144	0.00	-30.60	307.80
3830429	2014.05.05 00:05:21	buy	1.00	nzdusd	0.86732	0.00000	0.87100	2014.05.06 07:34:37	0.87099	0.00	4.20	367.00
3830473	2014.05.05 00:05:32	sell	1.00	nzdcad	0.95132	0.00000	0.00000	2014.05.07 09:56:12	0.94596	0.00	-12.27	492.52
3830479	2014.05.05 00:05:35	sell	1.00	nzdcad	0.95132	0.00000	0.00000	2014.05.07 09:56:17	0.94597	0.00	-12.27	491.60
3831288	2014.05.05 00:46:12	buy	1.00	nzdusd	0.86703	0.00000	0.87200	2014.05.06 10:16:22	0.87211	0.00	4.20	508.00
3855208	2014.05.05 15:15:46	buy	1.00	cadchf	0.79894	0.00000	0.80800	2014.05.06 17:40:09	0.80160	0.00	0.68	304.49
3855259	2014.05.05 15:17:43	sell	0.30	cadchf	0.79866	0.00000	0.79000	2014.05.06 17:40:14	0.80177	0.00	-1.64	-106.78
3855264	2014.05.05 15:17:47	buy	0.30	cadchf	0.79886	0.00000	0.00000	2014.05.06 17:40:19	0.80155	0.00	0.21	92.38
3919555	2014.05.07 09:56:20	sell	1.00	nzdcad	0.94566	0.00000	0.00000	2014.05.08 18:16:04	0.94058	0.00	-18.44	467.57
3919556	2014.05.07 09:56:24	sell	1.00	nzdcad	0.94568	0.00000	0.00000	2014.05.08 18:16:10	0.94062	0.00	-18.44	465.69
3934510	2014.05.07 18:17:56	sell	1.00	gbpusd	1.69650	0.00000	1.68600	2014.05.09 00:12:10	1.69334	0.00	-14.00	316.00
3934518	2014.05.07 18:18:06	buy	0.50	gbpusd	1.69665	0.00000	1.70400	2014.05.09 00:12:14	1.69312	0.00	-1.80	-176.50
3934522	2014.05.07 18:18:09	sell	0.50	gbpusd	1.69652	0.00000	0.00000	2014.05.09 00:12:18	1.69335	0.00	-7.00	158.50
3934525	2014.05.07 18:18:26	buy	1.00	usdchf	0.87539	0.00000	0.88500	2014.05.08 18:18:48	0.87844	0.00	-5.14	347.21
3934528	2014.05.07 18:18:34	sell	0.50	usdchf	0.87522	0.00000	0.86600	2014.05.08 18:18:53	0.87853	0.00	-4.79	-188.38
3934531	2014.05.07 18:18:37	buy	0.50	usdchf	0.87536	0.00000	0.00000	2014.05.08 18:18:57	0.87840	0.00	-2.57	173.04
3946491	2014.05.08 08:43:13	buy	0.50	audnzd	1.08271	0.00000	1.09200	2014.05.29 05:08:48	1.09201	0.00	-31.23	394.17
3969340	2014.05.08 18:16:17	sell	1.00	nzdcad	0.94024	0.00000	0.00000	2014.05.09 00:11:21	0.93658	0.00	-6.19	337.97
3969341	2014.05.08 18:16:21	sell	1.00	nzdcad	0.94032	0.00000	0.00000	2014.05.09 00:11:25	0.93659	0.00	-6.19	344.44
3978527	2014.05.09 00:11:29	sell	1.00	nzdcad	0.93593	0.00000	0.00000	2014.05.23 17:41:19	0.92998	0.00	-95.11	546.90
3978528	2014.05.09 00:11:33	sell	1.00	nzdcad	0.93593	0.00000	0.00000	2014.05.23 17:41:24	0.92997	0.00	-95.11	547.82
3979322	2014.05.09 01:20:25	buy	0.50	gbpcad	1.83432	0.00000	1.84400	2014.05.13 09:58:39	1.84037	0.00	-4.22	277.34
4003420	2014.05.09 21:43:17	sell	0.60	nzdusd	0.86115	0.00000	0.00000	2014.05.20 15:49:36	0.85780	0.00	-46.98	201.00
4023195	2014.05.12 19:57:58	sell	0.50	eurgbp	0.81552	0.00000	0.80500	2014.05.27 03:10:22	0.81076	0.00	-8.84	400.94
4023203	2014.05.12 19:58:47	sell	1.00	gbpchf	1.49748	0.00000	1.48700	2014.05.14 16:15:20	1.49199	0.00	-8.55	616.74
4023204	2014.05.12 19:58:54	buy	0.50	gbpchf	1.49773	0.00000	1.50700	2014.05.14 16:15:25	1.49185	0.00	0.78	-330.33
4023205	2014.05.12 19:58:59	sell	0.50	gbpchf	1.49752	0.00000	0.00000	2014.05.14 16:15:30	1.49214	0.00	-4.27	302.20

4023206	2014.05.12 19:59:19	buy	1.00	euraud	1.46925	0.00000	1.47900	2014.05.20 04:54:38	1.47390		0.00	-85.38	432.52
4023207	2014.05.12 19:59:23	sell	1.00	euraud	1.46909	0.00000	1.45900	2014.05.14 08:15:39	1.45899		0.00	15.91	949.91
4033262	2014.05.13 09:58:44	buy	0.50	gbpcad	1.84066	0.00000	0.00000	2014.05.21 14:26:15	1.84353		0.00	-16.91	131.52
4062281	2014.05.14 08:17:05	sell	0.50	euraud	1.45876	0.00000	1.44900	2014.05.20 04:54:49	1.47403		0.00	23.88	-710.28
4062283	2014.05.14 08:17:08	buy	0.50	euraud	1.45898	0.00000	0.00000	2014.05.20 04:54:53	1.47388		0.00	-32.03	692.91
4187857	2014.05.20 15:49:50	sell	0.60	nzdusd	0.85761	0.00000	0.00000	2014.05.27 19:35:36	0.85366		0.00	-36.54	237.00
4211183	2014.05.21 14:22:17	buy	1.00	eurgbp	0.80968	0.00000	0.81900	2014.05.28 14:21:08	0.81280		0.00	-22.43	522.49
4211194	2014.05.21 14:22:28	sell	0.50	eurgbp	0.80956	0.00000	0.79900	2014.05.28 14:21:20	0.81290		0.00	-4.13	-279.71
4211196	2014.05.21 14:22:33	buy	0.50	eurgbp	0.80968	0.00000	0.00000	2014.05.28 14:21:25	0.81274		0.00	-11.22	256.24
4268573	2014.05.23 17:42:08	sell	1.00	nzdcad	0.92968	0.00000	0.00000	2014.05.27 14:10:33	0.92668		0.00	-13.63	276.70
4268574	2014.05.23 17:42:13	sell	1.00	nzdcad	0.92969	0.00000	0.00000	2014.05.27 14:10:37	0.92666		0.00	-13.63	279.47
4283612	2014.05.26 22:06:59	sell	1.10	gbpchf	1.50666	0.00000	1.49600	2014.05.29 00:22:01	1.50176		0.00	-23.29	599.85
4283617	2014.05.26 22:08:02	buy	0.50	gbpchf	1.50690	0.00000	1.51400	2014.05.29 00:22:07	1.50120		0.00	1.95	-317.28
4283618	2014.05.26 22:08:06	sell	0.50	gbpchf	1.50665	0.00000	0.00000	2014.05.29 00:22:12	1.50178		0.00	-10.58	270.99
4298269	2014.05.27 14:10:41	sell	1.00	nzdcad	0.92637	0.00000	0.00000	2014.05.28 14:23:07	0.92220		0.00	-6.82	384.06
4298270	2014.05.27 14:10:45	sell	1.00	nzdcad	0.92637	0.00000	0.00000	2014.05.28 14:23:14	0.92221		0.00	-6.82	383.14
4306302	2014.05.27 19:35:43	sell	0.60	nzdusd	0.85349	0.00000	0.00000	2014.05.28 14:24:14	0.84936		0.00	-5.22	247.80
4320710	2014.05.28 14:23:32	sell	1.00	nzdcad	0.92190	0.00000	0.00000	2014.05.29 21:12:47	0.91812		0.00	-20.41	348.58
4320766	2014.05.28 14:23:36	sell	1.00	nzdcad	0.92189	0.00000	0.00000	2014.05.29 21:12:51	0.91813		0.00	-20.41	346.73
4320787	2014.05.28 14:24:22	sell	0.60	nzdusd	0.84919	0.00000	0.00000	2014.05.29 21:15:21	0.84665		0.00	-15.66	152.40
4320800	2014.05.28 14:25:10	sell	1.00	nzdusd	0.84919	0.00000	0.00000	2014.05.29 21:15:35	0.84677		0.00	-26.10	242.00
4320803	2014.05.28 14:25:15	sell	1.00	nzdusd	0.84919	0.00000	0.00000	2014.05.29 21:15:40	0.84679		0.00	-26.10	240.00
4338280	2014.05.29 07:43:31	balance	Withdrawal.										-1 500.00
											0.00	-1 327.03	15 575.93

Deposit/Withdrawal: -1 500.00 **Credit Facility: 0.00** **Closed Trade P/L: 14 248.90**

Open Trades:

Ticket	Open Time	Type	Size	Item	Price	S / L	T / P	Price	Commission	R/O Swap	Trade P/L
2652686	2014.03.14 08:21:06	sell	0.50	audnzd	1.05516	0.00000	1.05900	1.09626	0.00	-44.56	-1 746.69
2764358	2014.03.19 17:29:53	buy	1.00	nzdcad	0.96437	0.00000	0.97000	0.92137	0.00	203.57	-3 965.48
2764544	2014.03.19 17:38:33	buy	1.00	nzdcad	0.96362	0.00000	0.96500	0.92137	0.00	203.57	-3 896.31
3023005	2014.03.31 00:04:08	sell	0.80	gbpnzd	1.92016	0.00000	1.91000	1.97322	0.00	494.45	-3 608.33
3023019	2014.03.31 00:04:18	sell	0.40	gbpnzd	1.92016	0.00000	1.91000	1.97322	0.00	247.23	-1 804.17
3699896	2014.04.28 21:29:00	buy	0.80	gbpnzd	1.96992	0.00000	2.00000	1.97129	0.00	-386.26	93.06
3699902	2014.04.28 21:29:07	buy	0.40	gbpnzd	1.96993	0.00000	2.00000	1.97129	0.00	-193.12	46.19
3902413	2014.05.06 17:45:33	buy	1.00	nzdusd	0.87635	0.00000	0.88100	0.84956	0.00	146.40	-2 679.00
3902415	2014.05.06 17:45:40	buy	1.00	nzdusd	0.87637	0.00000	0.88100	0.84956	0.00	146.40	-2 681.00
3902427	2014.05.06 17:45:54	buy	0.60	nzdusd	0.87645	0.00000	0.88100	0.84956	0.00	87.84	-1 613.40
4023194	2014.05.12 19:57:46	buy	1.00	eurgbp	0.81566	0.00000	0.82400	0.81352	0.00	-67.04	-358.52
4023196	2014.05.12 19:58:02	buy	0.50	eurgbp	0.81566	0.00000	0.82100	0.81352	0.00	-33.53	-179.26
4211267	2014.05.21 14:26:23	buy	0.50	gbpcad	1.84380	0.00000	1.85200	1.81695	0.00	-25.37	-1 238.06
4322075	2014.05.28 15:13:00	sell	0.40	eurgbp	0.81254	0.00000	0.80500	0.81379	0.00	-2.34	-83.78
4322077	2014.05.28 15:13:05	buy	0.40	eurgbp	0.81267	0.00000	0.00000	0.81352	0.00	-6.35	56.96
4338127	2014.05.29 07:15:47	buy	0.50	audnzd	1.09337	0.00000	1.10300	1.09541	0.00	-2.97	86.66
4338129	2014.05.29 07:15:51	sell	0.50	audnzd	1.09310	0.00000	0.00000	1.09626	0.00	0.16	-134.30
4355160	2014.05.29 21:11:03	sell	0.50	gbpcad	1.81144	0.00000	0.00000	1.81783	0.00	0.83	-294.58
4355170	2014.05.29 21:13:00	sell	1.00	nzdcad	0.91783	0.00000	0.89700	0.92232	0.00	-13.65	-413.97
4355171	2014.05.29 21:13:05	sell	1.00	nzdcad	0.91783	0.00000	0.89700	0.92232	0.00	-13.65	-413.97
4355189	2014.05.29 21:15:28	sell	0.60	nzdusd	0.84656	0.00000	0.00000	0.84993	0.00	-10.44	-202.20
4355193	2014.05.29 21:15:46	sell	1.00	nzdusd	0.84662	0.00000	0.82000	0.84993	0.00	-17.40	-331.00
4355194	2014.05.29 21:15:50	sell	1.00	nzdusd	0.84662	0.00000	0.82000	0.84993	0.00	-17.40	-331.00
									0.00	696.37	-25 692.15

Floating P/L:	**-24 995.78**

Working Orders:

Ticket	Open Time	Type	Size	Item	Price	S / L	T / P	Market Price
No transactions								

A/C Summary:

		Floating P/L:	-24 995.78
Closed Trade P/L:	14 248.90	Total Credit Facility:	0.00
Deposit/Withdrawal:	-1 500.00	Equity:	6 002.51
Balance:	30 998.29	Margin Requirement:	503.03
		Available Margin:	5 499.48

Best Regards
Accounts Department

Please report to us within 24 hours if this statement is incorrect. Otherwise this statements will be considered to be confirmed by you.
If you no longer wish to receive these emails, please reply to this message with "Unsubscribe" in the subject line.

Exhibit 2

Master Cl	Name	Counterpa	Location	E	claim num	Venue	Prime Bro	Transactio	FX Produc	Trade Dat	Trade Tim	Time Zone	Trade Rat	Currency	Currency	Buy Sell	Amount B	Amount C	Value Dat	epa	ineligible reason
10000935	SEAN WAR	Tier 1 Bank Consortiu			10000935	Integral		10003706	spot	########	2015.06.2	America/N	0.63521	NZD	CHF	Buy	1905.63	1210.475	7/8/2015	406.3697	
10000935	SEAN WAR	Tier 1 Bank Consortiu			10000935	Integral		10003732	spot	########	2015.06.2	America/N	0.63491	NZD	CHF	Sell	1269.82	806.2214	7/9/2015	270.7852	
10000935	SEAN WAR	Tier 1 Bank Consortiu			10000935	Integral		10003736	spot	########	2015.06.2	America/N	0.63517	NZD	CHF	Buy	1270.34	806.8819	7/9/2015	270.8961	
10000935	SEAN WAR	Tier 1 Bank Consortiu			10000935	Integral		10030382	spot	########	2015.06.3	America/N	0.76756	AUD	USD	Sell	2302.68	1767.445	7/2/2015	93.67459	
10000935	SEAN WAR	Tier 1 Bank Consortiu			10000935	Integral		10049060	spot	########	2015.06.3	America/N	0.83693	NZD	CAD	Sell	2510.79	2101.355	7/9/2015	531.4888	
10000935	SEAN WAR	Tier 1 Bank Consortiu			10000935	Integral		10049081	spot	########	2015.06.3	America/N	0.67575	NZD	USD	Sell	2027.25	1369.914	7/6/2015	201.3774	
10000935	SEAN WAR	Tier 1 Bank Consortiu			10000935	Integral		10049134	spot	########	2015.06.3	America/N	0.62825	NZD	CHF	Sell	1884.75	1184.094	7/8/2015	398.9675	
10000935	SEAN WAR	Tier 1 Bank Consortiu			10000935	Integral		10194722	spot	7/2/2015	2015.07.0	America/N	2.33773	GBP	NZD	Buy	4675.46	10929.96	7/8/2015	2284.104	
10000935	SEAN WAR	Tier 1 Bank Consortiu			10000935	Integral		10194730	spot	7/2/2015	2015.07.0	America/N	2.33705	GBP	NZD	Sell	4674.1	10923.61	7/8/2015	2283.44	
10000935	SEAN WAR	Tier 1 Bank Consortiu			10000935	Integral		10223400	spot	7/3/2015	2015.07.0	America/N	0.76316	AUD	USD	Sell	763.16	582.4132	########	30.8679	
10000935	SEAN WAR	Tier 1 Bank Consortiu			10000935	Integral		10223401	spot	7/3/2015	2015.07.0	America/N	0.76342	AUD	USD	Buy	763.42	582.8101	########	30.88894	
10000935	SEAN WAR	Tier 1 Bank Consortiu			10000935	Integral		10224508	spot	7/3/2015	2015.07.0	America/N	2.32359	GBP	NZD	Buy	6970.77	16197.21	########	3404.342	
10000935	SEAN WAR	Tier 1 Bank Consortiu			10000935	Integral		10230320	spot	7/3/2015	2015.07.0	America/N	0.75988	AUD	USD	Sell	2279.64	1732.253	7/3/2015	91.8094	
10000935	SEAN WAR	Tier 1 Bank Consortiu			10000935	Integral		10374641	spot	7/7/2015	2015.07.0	America/N	0.66408	NZD	USD	Sell	1992.24	1323.007	7/9/2015	194.482	
10000935	SEAN WAR	Tier 1 Bank Consortiu			10000935	Integral		10374817	spot	7/7/2015	2015.07.0	America/N	0.6643	NZD	USD	Buy	664.3	441.2945	7/9/2015	64.87029	
10000935	SEAN WAR	Tier 1 Bank Consortiu			10000935	Integral		10407947	spot	7/7/2015	2015.07.0	America/N	0.74073	AUD	USD	Sell	2222.19	1646.043	########	87.24027	
10000935	SEAN WAR	Tier 1 Bank Consortiu			10000935	Integral		10480214	spot	7/8/2015	2015.07.0	America/N	2.32383	GBP	NZD	Buy	4647.66	10800.37	########	2233.573	
10000935	SEAN WAR	Tier 1 Bank Consortiu			10000935	Integral		10489602	spot	7/8/2015	2015.07.0	America/N	188.364	GBP	JPY	Sell	376728	70961993	########	85028.94	
10000935	SEAN WAR	Tier 1 Bank Consortiu			10000935	Integral		10489610	spot	7/8/2015	2015.07.0	America/N	188.391	GBP	JPY	Buy	376782	70982338	########	85041.13	
10000935	SEAN WAR	Tier 1 Bank Consortiu			10000935	Integral		1054390	spot	########	2013.12.2	America/N	1.46505	EUR	CAD	Sell	293010	429274.3	########	588822.2	
10000935	SEAN WAR	Tier 1 Bank Consortiu			10000935	Integral		10545608	spot	7/8/2015	2015.07.0	America/N	186.622	GBP	JPY	Sell	559866	1.04E 08	7/8/2015	126363.9	
10000935	SEAN WAR	Tier 1 Bank Consortiu			10000935	Integral		10545958	spot	7/8/2015	2015.07.0	America/N	2.2975	GBP	NZD	Sell	4595	10557.01	########	2208.266	
10000935	SEAN WAR	Tier 1 Bank Consortiu			10000935	Integral		10552836	spot	7/8/2015	2015.07.0	America/N	89.983	AUD	JPY	Buy	179966	16193881	########	19675.91	
10000935	SEAN WAR	Tier 1 Bank Consortiu			10000935	Integral		10552879	spot	7/8/2015	2015.07.0	America/N	89.962	AUD	JPY	Sell	89962	8093161	########	9835.658	
10000935	SEAN WAR	Tier 1 Bank Consortiu			10000935	Integral		10552880	spot	7/8/2015	2015.07.0	America/N	89.977	AUD	JPY	Buy	89977	8095861	########	9837.298	
10000935	SEAN WAR	Tier 1 Bank Consortiu			10000935	Integral		10554369	spot	7/8/2015	2015.07.0	America/N	81.325	NZD	JPY	Buy	162650	13227511	########	34228.97	
10000935	SEAN WAR	Tier 1 Bank Consortiu			10000935	Integral		10554379	spot	7/8/2015	2015.07.0	America/N	81.296	NZD	JPY	Sell	81296	6609040	########	17108.38	
10000935	SEAN WAR	Tier 1 Bank Consortiu			10000935	Integral		10554382	spot	7/8/2015	2015.07.0	America/N	81.315	NZD	JPY	Buy	81315	6612129	########	17112.38	
10000935	SEAN WAR	Tier 1 Bank Consortiu			10000935	Integral		1055575	spot	########	2013.12.2	America/N	1.0872	AUD	NZD	Buy	217440	236400.8	########	284924.2	
10000935	SEAN WAR	Tier 1 Bank Consortiu			10000935	Integral		1055578	spot	########	2013.12.2	America/N	1.08692	AUD	NZD	Sell	178820	194363	########	234318.2	
10000935	SEAN WAR	Tier 1 Bank Consortiu			10000935	Integral		10567385	spot	7/8/2015	2015.07.0	America/N	185.249	GBP	JPY	Sell	555747	1.03E 08	########	125434.2	
10000935	SEAN WAR	Tier 1 Bank Consortiu			10000935	Integral		1057949	spot	########	2013.12.2	America/N	0.89167	AUD	USD	Buy	178334	159015.1	########	84277.99	
10000935	SEAN WAR	Tier 1 Bank Consortiu			10000935	Integral		1059764	spot	########	2013.12.2	America/N	0.8	AUD	CHF	Buy	240000	192000	1/2/2014	315420.8	
10000935	SEAN WAR	Tier 1 Bank Consortiu			10000935	Integral		10637725	spot	7/9/2015	2015.07.0	America/N	0.63869	NZD	CHF	Buy	638.69	407.9249	8/3/2015	134.3995	
10000935	SEAN WAR	Tier 1 Bank Consortiu			10000935	Integral		10637731	spot	7/9/2015	2015.07.0	America/N	0.6385	NZD	CHF	Sell	638.5	407.6823	8/3/2015	134.3595	
10000935	SEAN WAR	Tier 1 Bank Consortiu			10000935	Integral		10637742	spot	7/9/2015	2015.07.0	America/N	0.63886	NZD	CHF	Buy	638.86	408.1421	8/3/2015	134.4352	
10000935	SEAN WAR	Tier 1 Bank Consortiu			10000935	Integral		10641814	spot	7/9/2015	2015.07.0	America/N	0.67226	NZD	USD	Sell	672.26	451.9335	########	66.43423	
10000935	SEAN WAR	Tier 1 Bank Consortiu			10000935	Integral		10641815	spot	7/9/2015	2015.07.0	America/N	0.67239	NZD	USD	Buy	672.39	452.1083	########	66.45992	
10000935	SEAN WAR	Tier 1 Bank Consortiu			10000935	Integral		10722223	spot	########	2015.07.1	America/N	0.67045	NZD	USD	Sell	2011.35	1348.51	########	198.2309	
10000935	SEAN WAR	Tier 1 Bank Consortiu			10000935	Integral		107309	spot	########	2013-09-1	America/N	157.334	GBP	JPY	Sell	15733400	2.48E 09	########	1.96E 08	
10000935	SEAN WAR	Tier 1 Bank Consortiu			10000935	Integral		10802652	spot	########	2015.07.1	America/N	0.85382	NZD	CAD	Sell	1707.64	1458.017	8/3/2015	357.1738	
10000935	SEAN WAR	Tier 1 Bank Consortiu			10000935	Integral		10802659	spot	########	2015.07.1	America/N	0.85415	NZD	CAD	Buy	1708.3	1459.144	8/3/2015	357.3119	
10000935	SEAN WAR	Tier 1 Bank Consortiu			10000935	Integral		1085961	spot	########	2013.12.2	America/N	0.88877	AUD	USD	Sell	177754	157982.4	########	83730.68	
10000935	SEAN WAR	Tier 1 Bank Consortiu			10000935	Integral		10879110	spot	########	2015.07.1	America/N	2.09199	GBP	AUD	Buy	2091.99	4376.422	########	478.7972	
10000935	SEAN WAR	Tier 1 Bank Consortiu			10000935	Integral		10879113	spot	########	2015.07.1	America/N	2.09184	GBP	AUD	Sell	2091.84	4375.795	########	478.7629	
10000935	SEAN WAR	Tier 1 Bank Consortiu			10000935	Integral		10879552	spot	########	2015.07.1	America/N	0.70426	AUD	CHF	Sell	704.26	495.9821	########	77.10633	
10000935	SEAN WAR	Tier 1 Bank Consortiu			10000935	Integral		10879556	spot	########	2015.07.1	America/N	0.70447	AUD	CHF	Buy	704.47	496.278	########	77.12932	
10000935	SEAN WAR	Tier 1 Bank Consortiu			10000935	Integral		10879899	spot	########	2015.07.1	America/N	2.09207	GBP	AUD	Sell	6276.21	13130.27	########	1436.447	
10000935	SEAN WAR	Tier 1 Bank Consortiu			10000935	Integral		1088200	spot	########	2013.12.2	America/N	172.057	GBP	JPY	Sell	51617100	8.88E 09	1/2/2014	6.67E 08	
10000935	SEAN WAR	Tier 1 Bank Consortiu			10000935	Integral		1088434	spot	########	2013.12.2	America/N	104.718	USD	JPY	Sell	31415400	3.29E 09	1/3/2014	1.1E 08	
10000935	SEAN WAR	Tier 1 Bank Consortiu			10000935	Integral		10959639	spot	########	2015.07.1	America/N	2.36915	GBP	NZD	Buy	4738.3	11225.74	########	2315.693	
10000935	SEAN WAR	Tier 1 Bank Consortiu			10000935	Integral		10959692	spot	########	2015.07.1	America/N	2.36905	GBP	NZD	Buy	7107.15	16837.19	########	3473.394	
10000935	SEAN WAR	Tier 1 Bank Consortiu			10000935	Integral		10966104	spot	########	2015.07.1	America/N	0.65984	NZD	USD	Buy	1319.68	870.7777	########	128.0043	
10000935	SEAN WAR	Tier 1 Bank Consortiu			10000935	Integral		10989286	spot	########	2015.07.1	America/N	0.65638	NZD	USD	Sell	1312.76	861.6694	########	126.6654	

10000935	SEAN WAR	Tier 1 Bank Consortiu	10000935	Integral	10989923	spot	########	2015.07.16	America/N	0.62503	NZD	CHF	Sell	625.03	390.6625	8/3/2015	127.8373
10000935	SEAN WAR	Tier 1 Bank Consortiu	10000935	Integral	1103408	spot	########	2013.12.27	America/N	173.413	GBP	JPY	Buy	52023900	9.02E 09	########	6.75E 08
10000935	SEAN WAR	Tier 1 Bank Consortiu	10000935	Integral	1103672	spot	########	2013.12.27	America/N	105.01	USD	JPY	Buy	31503000	3.31E 09	########	1.11E 08
10000935	SEAN WAR	Tier 1 Bank Consortiu	10000935	Integral	1103705	spot	########	2013.12.27	America/N	0.79002	AUD	CHF	Buy	237006	187239.5	########	309778.8
10000935	SEAN WAR	Tier 1 Bank Consortiu	10000935	Integral	1107435	spot	########	2013.12.27	America/N	0.88724	AUD	USD	Sell	177448	157439	########	83442.65
10000935	SEAN WAR	Tier 1 Bank Consortiu	10000935	Integral	1107838	spot	########	2013.12.27	America/N	173.166	GBP	JPY	Sell	51949800	9E 09	########	6.74E 08
10000935	SEAN WAR	Tier 1 Bank Consortiu	10000935	Integral	1108048	spot	########	2013.12.27	America/N	173.186	GBP	JPY	Buy	51955800	9E 09	########	6.74E 08
10000935	SEAN WAR	Tier 1 Bank Consortiu	10000935	Integral	1108836	spot	########	2013.12.30	America/N	105.219	USD	JPY	Buy	31565700	3.32E 09	########	1.11E 08
10000935	SEAN WAR	Tier 1 Bank Consortiu	10000935	Integral	1109089	spot	########	2013.12.30	America/N	0.78798	AUD	CHF	Sell	236394	186273.7	########	309639.1
10000935	SEAN WAR	Tier 1 Bank Consortiu	10000935	Integral	1109588	spot	########	2013.12.30	America/N	173.737	GBP	JPY	Buy	52121100	9.06E 09	########	6.78E 08
10000935	SEAN WAR	Tier 1 Bank Consortiu	10000935	Integral	1109627	spot	########	2013.12.30	America/N	0.88495	AUD	USD	Sell	176990	156627.3	########	83012.47
10000935	SEAN WAR	Tier 1 Bank Consortiu	10000935	Integral	11101942	spot	########	2015.07.17	America/N	2.39759	GBP	NZD	Buy	7192.77	17245.31	########	3519.853
10000935	SEAN WAR	Tier 1 Bank Consortiu	10000935	Integral	11206568	spot	########	2015.07.20	America/N	1.65361	EUR	NZD	Buy	4960.83	8203.278	########	1686.819
10000935	SEAN WAR	Tier 1 Bank Consortiu	10000935	Integral	11206572	spot	########	2015.07.20	America/N	1.65311	EUR	NZD	Sell	4959.33	8198.318	########	1686.309
10000935	SEAN WAR	Tier 1 Bank Consortiu	10000935	Integral	1123064	spot	########	2013.12.30	America/N	0.79095	AUD	CHF	Buy	237285	187680.6	########	310806.2
10000935	SEAN WAR	Tier 1 Bank Consortiu	10000935	Integral	1124831	spot	########	2013.12.31	America/N	0.888	USD	CHF	Buy	266400	236563.2	########	141192
10000935	SEAN WAR	Tier 1 Bank Consortiu	10000935	Integral	11286953	spot	########	2015.07.21	America/N	1.29543	USD	CAD	Sell	3886.29	5034.417	########	205.9734
10000935	SEAN WAR	Tier 1 Bank Consortiu	10000935	Integral	11286957	spot	########	2015.07.21	America/N	1.29565	USD	CAD	Buy	2591.3	3357.418	########	137.3389
10000935	SEAN WAR	Tier 1 Bank Consortiu	10000935	Integral	11286970	spot	########	2015.07.21	America/N	1.29548	USD	CAD	Sell	2590.96	3356.537	########	137.3209
10000935	SEAN WAR	Tier 1 Bank Consortiu	10000935	Integral	11296233	spot	########	2015.07.22	America/N	82.082	NZD	JPY	Sell	246246	20212364	8/3/2015	50653.69
10000935	SEAN WAR	Tier 1 Bank Consortiu	10000935	Integral	11296234	spot	########	2015.07.22	America/N	82.103	NZD	JPY	Buy	246309	20222708	8/3/2015	50666.65
10000935	SEAN WAR	Tier 1 Bank Consortiu	10000935	Integral	1129708	spot	########	2013.12.31	America/N	105.003	USD	JPY	Sell	31500900	3.31E 09	########	1.11E 08
10000935	SEAN WAR	Tier 1 Bank Consortiu	10000935	Integral	1129751	spot	########	2013.12.31	America/N	173.665	GBP	JPY	Buy	52099500	9.05E 09	########	6.79E 08
10000935	SEAN WAR	Tier 1 Bank Consortiu	10000935	Integral	1129752	spot	########	2013.12.31	America/N	173.651	GBP	JPY	Sell	52095300	9.05E 09	########	6.79E 08
10000935	SEAN WAR	Tier 1 Bank Consortiu	10000935	Integral	1129782	spot	########	2013.12.31	America/N	0.89092	USD	CHF	Buy	267276	238121.5	1/2/2014	141656.3
10000935	SEAN WAR	Tier 1 Bank Consortiu	10000935	Integral	1133933	spot	########	2013.12.31	America/N	174.414	GBP	JPY	Buy	52324200	9.13E 09	1/2/2014	6.82E 08
10000935	SEAN WAR	Tier 1 Bank Consortiu	10000935	Integral	1133934	spot	########	2013.12.31	America/N	174.387	GBP	JPY	Sell	52316100	9.12E 09	1/2/2014	6.82E 08
10000935	SEAN WAR	Tier 1 Bank Consortiu	10000935	Integral	1136653	spot	1/2/2014	2014.01.02	America/N	0.79351	AUD	CHF	Sell	238053	188897.4	1/2/2014	31249.46
10000935	SEAN WAR	Tier 1 Bank Consortiu	10000935	Integral	1136673	spot	1/2/2014	2014.01.02	America/N	0.89155	USD	CHF	Buy	178310	158972.3	1/2/2014	9450.43
10000935	SEAN WAR	Tier 1 Bank Consortiu	10000935	Integral	1136674	spot	1/2/2014	2014.01.02	America/N	0.89137	USD	CHF	Sell	178274	158908.1	1/2/2014	9448.522
10000935	SEAN WAR	Tier 1 Bank Consortiu	10000935	Integral	1150285	spot	1/2/2014	2014.01.02	America/N	105.009	USD	JPY	Buy	42003600	4.41E 09	1/3/2014	14743264
10000935	SEAN WAR	Tier 1 Bank Consortiu	10000935	Integral	1150286	spot	1/2/2014	2014.01.02	America/N	104.992	USD	JPY	Sell	41996800	4.41E 09	1/3/2014	14740877
10000935	SEAN WAR	Tier 1 Bank Consortiu	10000935	Integral	1150761	spot	1/2/2014	2014.01.02	America/N	116.461	CHF	JPY	Sell	34938300	4.07E 09	1/3/2014	30526164
10000935	SEAN WAR	Tier 1 Bank Consortiu	10000935	Integral	11517383	spot	########	2015.07.27	America/N	0.72711	AUD	USD	Sell	2181.33	1586.067	########	84.06154
10000935	SEAN WAR	Tier 1 Bank Consortiu	10000935	Integral	11654243	spot	########	2015.07.28	America/N	2.13144	GBP	AUD	Sell	6394.32	13629.11	8/4/2015	1464.372
10000935	SEAN WAR	Tier 1 Bank Consortiu	10000935	Integral	11654247	spot	########	2015.07.28	America/N	2.1317	GBP	AUD	Buy	4263.4	9088.29	########	976.3668
10000935	SEAN WAR	Tier 1 Bank Consortiu	10000935	Integral	11654249	spot	########	2015.07.28	America/N	2.13145	GBP	AUD	Sell	4262.9	9086.158	8/4/2015	976.2523
10000935	SEAN WAR	Tier 1 Bank Consortiu	10000935	Integral	11816924	spot	########	2015.07.31	America/N	2.1403	GBP	AUD	Buy	4280.6	9161.768	########	981.9418
10000935	SEAN WAR	Tier 1 Bank Consortiu	10000935	Integral	11906279	spot	8/3/2015	2015.08.03	America/N	2.13946	GBP	AUD	Buy	4278.92	9154.578	8/4/2015	982.2169
10000935	SEAN WAR	Tier 1 Bank Consortiu	10000935	Integral	11917658	spot	8/3/2015	2015.08.03	America/N	1.31217	USD	CAD	Buy	3936.51	5165.37	8/3/2015	208.635
10000935	SEAN WAR	Tier 1 Bank Consortiu	10000935	Integral	1195076	spot	1/7/2014	2014.01.07	America/N	0.89312	AUD	USD	Buy	267936	239299	########	12682.85
10000935	SEAN WAR	Tier 1 Bank Consortiu	10000935	Integral	1195077	spot	1/7/2014	2014.01.07	America/N	0.89299	AUD	USD	Sell	267897	239229.3	1/7/2014	12679.16
10000935	SEAN WAR	Tier 1 Bank Consortiu	10000935	Integral	1195200	spot	1/7/2014	2014.01.07	America/N	1.08101	AUD	NZD	Buy	324303	350574.8	########	42502.45
10000935	SEAN WAR	Tier 1 Bank Consortiu	10000935	Integral	1195201	spot	1/7/2014	2014.01.07	America/N	1.08072	AUD	NZD	Sell	324216	350386.7	1/7/2014	42491.05
10000935	SEAN WAR	Tier 1 Bank Consortiu	10000935	Integral	1195248	spot	1/7/2014	2014.01.07	America/N	104.423	USD	JPY	Sell	31326900	3.27E 09	########	10995742
10000935	SEAN WAR	Tier 1 Bank Consortiu	10000935	Integral	11973794	spot	8/4/2015	2015.08.04	America/N	1.31732	USD	CAD	Buy	3951.96	5205.996	8/4/2015	209.4539
10000935	SEAN WAR	Tier 1 Bank Consortiu	10000935	Integral	11973958	spot	8/4/2015	2015.08.04	America/N	1.31735	USD	CAD	Buy	1317.35	1735.411	########	69.81955
10000935	SEAN WAR	Tier 1 Bank Consortiu	10000935	Integral	11973964	spot	8/4/2015	2015.08.04	America/N	1.31717	USD	CAD	Sell	1317.17	1734.937	########	69.81001
10000935	SEAN WAR	Tier 1 Bank Consortiu	10000935	Integral	12009912	spot	8/4/2015	2015.08.04	America/N	2.04975	GBP	CAD	Sell	4099.5	8402.95	8/7/2015	939.9467
10000935	SEAN WAR	Tier 1 Bank Consortiu	10000935	Integral	12009943	spot	8/4/2015	2015.08.04	America/N	2.04997	GBP	CAD	Buy	2049.97	4202.377	8/7/2015	470.0238
10000935	SEAN WAR	Tier 1 Bank Consortiu	10000935	Integral	12009950	spot	8/4/2015	2015.08.04	America/N	2.04969	GBP	CAD	Sell	2049.69	4201.229	8/7/2015	469.9596
10000935	SEAN WAR	Tier 1 Bank Consortiu	10000935	Integral	12010383	spot	8/4/2015	2015.08.04	America/N	81.69	NZD	JPY	Buy	163380	13346512	########	33656.44
10000935	SEAN WAR	Tier 1 Bank Consortiu	10000935	Integral	12010385	spot	8/4/2015	2015.08.04	America/N	81.677	NZD	JPY	Sell	81677	6671132	########	16825.54
10000935	SEAN WAR	Tier 1 Bank Consortiu	10000935	Integral	12010390	spot	8/4/2015	2015.08.04	America/N	81.688	NZD	JPY	Buy	81688	6672929	########	16827.81
10000935	SEAN WAR	Tier 1 Bank Consortiu	10000935	Integral	1215917	spot	1/8/2014	2014.01.08	America/N	104.742	USD	JPY	Buy	31422600	3.29E 09	1/8/2014	11029333

10000935	SEAN WAR	Tier 1 Bank Consortiu	10000935	Integral	12167385	spot	8/7/2015	2015.08.07	America/N	0.85851	NZD	CAD	Buy	858.51	737.0394	########	177.3376
10000935	SEAN WAR	Tier 1 Bank Consortiu	10000935	Integral	12167386	spot	8/7/2015	2015.08.07	America/N	0.85811	NZD	CAD	Sell	1716.22	1472.706	########	354.5099
10000935	SEAN WAR	Tier 1 Bank Consortiu	10000935	Integral	12167388	spot	8/7/2015	2015.08.07	America/N	0.85845	NZD	CAD	Buy	1716.9	1473.873	########	354.6503
10000935	SEAN WAR	Tier 1 Bank Consortiu	10000935	Integral	12167572	spot	8/7/2015	2015.08.07	America/N	0.65486	NZD	USD	Buy	1309.72	857.6832	########	126.0794
10000935	SEAN WAR	Tier 1 Bank Consortiu	10000935	Integral	12167573	spot	8/7/2015	2015.08.07	America/N	0.65468	NZD	USD	Sell	654.68	428.6059	########	63.00507
10000935	SEAN WAR	Tier 1 Bank Consortiu	10000935	Integral	12167574	spot	8/7/2015	2015.08.07	America/N	0.65485	NZD	USD	Buy	654.85	428.8285	########	63.03779
10000935	SEAN WAR	Tier 1 Bank Consortiu	10000935	Integral	12370571	spot	########	2015.08.12	America/N	2.38331	GBP	NZD	Buy	4766.62	11360.33	########	2332.891
10000935	SEAN WAR	Tier 1 Bank Consortiu	10000935	Integral	12370572	spot	########	2015.08.12	America/N	2.3824	GBP	NZD	Sell	4764.8	11351.66	########	2332
10000935	SEAN WAR	Tier 1 Bank Consortiu	10000935	Integral	12382925	spot	########	2015.08.12	America/N	2.39953	GBP	NZD	Buy	7198.59	17273.23	########	3523.152
10000935	SEAN WAR	Tier 1 Bank Consortiu	10000935	Integral	12387789	spot	########	2015.08.12	America/N	1.70049	EUR	NZD	Buy	1700.49	2891.666	########	595.5649
10000935	SEAN WAR	Tier 1 Bank Consortiu	10000935	Integral	12387791	spot	########	2015.08.12	America/N	1.70025	EUR	NZD	Sell	1700.25	2890.85	########	595.4809
10000935	SEAN WAR	Tier 1 Bank Consortiu	10000935	Integral	12434106	spot	########	2015.08.12	America/N	1.69063	EUR	NZD	Buy	1690.63	2858.23	########	592.1116
10000935	SEAN WAR	Tier 1 Bank Consortiu	10000935	Integral	12434110	spot	########	2015.08.12	America/N	1.69029	EUR	NZD	Sell	1690.29	2857.08	########	591.9925
10000935	SEAN WAR	Tier 1 Bank Consortiu	10000935	Integral	12437953	spot	########	2015.08.12	America/N	0.66299	NZD	USD	Sell	662.99	439.5557	########	64.61469
10000935	SEAN WAR	Tier 1 Bank Consortiu	10000935	Integral	12437961	spot	########	2015.08.12	America/N	0.66321	NZD	USD	Buy	663.21	439.8475	########	64.65758
10000935	SEAN WAR	Tier 1 Bank Consortiu	10000935	Integral	12453834	spot	########	2015.08.13	America/N	2.36106	GBP	NZD	Buy	2361.06	5574.604	########	1151.676
10000935	SEAN WAR	Tier 1 Bank Consortiu	10000935	Integral	12453837	spot	########	2015.08.13	America/N	2.36025	GBP	NZD	Sell	2360.25	5570.78	########	1151.281
10000935	SEAN WAR	Tier 1 Bank Consortiu	10000935	Integral	12505397	spot	########	2015.08.14	America/N	2.38667	GBP	NZD	Buy	4773.34	11392.39	########	2332.071
10000935	SEAN WAR	Tier 1 Bank Consortiu	10000935	Integral	12585565	spot	########	2015.08.17	America/N	194.32	GBP	JPY	Buy	388640	75520525	########	89120.07
10000935	SEAN WAR	Tier 1 Bank Consortiu	10000935	Integral	12585567	spot	########	2015.08.17	America/N	194.296	GBP	JPY	Sell	388592	75501871	########	89109.06
10000935	SEAN WAR	Tier 1 Bank Consortiu	10000935	Integral	12601653	spot	########	2015.08.18	America/N	1.6815	EUR	NZD	Buy	3363	5654.885	########	1161.512
10000935	SEAN WAR	Tier 1 Bank Consortiu	10000935	Integral	12601668	spot	########	2015.08.18	America/N	1.6807	EUR	NZD	Sell	3361.4	5649.505	########	1160.96
10000935	SEAN WAR	Tier 1 Bank Consortiu	10000935	Integral	1265588	spot	1/9/2014	2014.01.09	America/N	104.736	USD	JPY	Buy	31420800	3.29E 09	########	11028701
10000935	SEAN WAR	Tier 1 Bank Consortiu	10000935	Integral	12717934	spot	########	2015.08.20	America/N	2.05737	GBP	CAD	Sell	6172.11	12698.31	########	1421.558
10000935	SEAN WAR	Tier 1 Bank Consortiu	10000935	Integral	12717937	spot	########	2015.08.20	America/N	2.05788	GBP	CAD	Buy	4115.76	8469.74	########	947.9402
10000935	SEAN WAR	Tier 1 Bank Consortiu	10000935	Integral	12717938	spot	########	2015.08.20	America/N	2.05735	GBP	CAD	Sell	4114.7	8465.378	########	947.6961
10000935	SEAN WAR	Tier 1 Bank Consortiu	10000935	Integral	1281427	spot	########	2014.01.10	America/N	105.03	USD	JPY	Buy	21006000	2.21E 09	########	7373106
10000935	SEAN WAR	Tier 1 Bank Consortiu	10000935	Integral	1281430	spot	########	2014.01.10	America/N	105.016	USD	JPY	Sell	21003200	2.21E 09	########	7372123
10000935	SEAN WAR	Tier 1 Bank Consortiu	10000935	Integral	1281830	spot	########	2014.01.10	America/N	0.88982	AUD	USD	Sell	266946	237533.9	########	12589.3
10000935	SEAN WAR	Tier 1 Bank Consortiu	10000935	Integral	12841371	spot	########	2015.08.21	America/N	0.69538	AUD	CHF	Buy	2086.14	1450.66	########	224.9217
10000935	SEAN WAR	Tier 1 Bank Consortiu	10000935	Integral	12841374	spot	########	2015.08.21	America/N	0.69514	AUD	CHF	Sell	1390.28	966.4392	########	149.896
10000935	SEAN WAR	Tier 1 Bank Consortiu	10000935	Integral	12841375	spot	########	2015.08.21	America/N	0.69534	AUD	CHF	Buy	1390.68	966.9954	########	149.9392
10000935	SEAN WAR	Tier 1 Bank Consortiu	10000935	Integral	12841457	spot	########	2015.08.21	America/N	1.31706	USD	CAD	Sell	2634.12	3469.294	########	139.6084
10000935	SEAN WAR	Tier 1 Bank Consortiu	10000935	Integral	12841463	spot	########	2015.08.21	America/N	1.31721	USD	CAD	Buy	2634.42	3470.084	########	139.6243
10000935	SEAN WAR	Tier 1 Bank Consortiu	10000935	Integral	12841465	spot	########	2015.08.21	America/N	1.31705	USD	CAD	Sell	2634.1	3469.241	########	139.6073
10000935	SEAN WAR	Tier 1 Bank Consortiu	10000935	Integral	12852674	spot	########	2015.08.24	America/N	1.71904	EUR	NZD	Buy	3438.08	5910.197	########	1245.662
10000935	SEAN WAR	Tier 1 Bank Consortiu	10000935	Integral	12852677	spot	########	2015.08.24	America/N	1.71902	EUR	NZD	Buy	5157.06	8865.089	########	1868.471
10000935	SEAN WAR	Tier 1 Bank Consortiu	10000935	Integral	12852727	spot	########	2015.08.24	America/N	1.3224	USD	CAD	Buy	2644.8	3497.484	########	140.1744
10000935	SEAN WAR	Tier 1 Bank Consortiu	10000935	Integral	12863935	spot	########	2015.08.24	America/N	1.74137	EUR	NZD	Buy	3482.74	6064.739	########	1261.843
10000935	SEAN WAR	Tier 1 Bank Consortiu	10000935	Integral	12863938	spot	########	2015.08.24	America/N	1.74161	EUR	NZD	Buy	5224.83	9099.616	########	1893.025
10000935	SEAN WAR	Tier 1 Bank Consortiu	10000935	Integral	12864223	spot	########	2015.08.24	America/N	2.07842	GBP	CAD	Buy	6235.26	12959.49	########	1442.29
10000935	SEAN WAR	Tier 1 Bank Consortiu	10000935	Integral	12864717	spot	########	2015.08.24	America/N	0.6589	NZD	USD	Sell	1976.7	1302.448	########	191.4598
10000935	SEAN WAR	Tier 1 Bank Consortiu	10000935	Integral	1294181	spot	########	2014.01.10	America/N	0.89768	AUD	USD	Sell	269304	241748.8	########	12812.69
10000935	SEAN WAR	Tier 1 Bank Consortiu	10000935	Integral	1298879	spot	########	2014.01.10	America/N	0.8993	AUD	USD	Buy	179860	161748.1	########	8572.649
10000935	SEAN WAR	Tier 1 Bank Consortiu	10000935	Integral	1298881	spot	########	2014.01.10	America/N	0.89915	AUD	USD	Sell	179830	161694.1	########	8569.79
10000935	SEAN WAR	Tier 1 Bank Consortiu	10000935	Integral	1306762	spot	########	2014.01.13	America/N	0.9031	AUD	USD	Buy	270930	244676.9	########	12967.87
10000935	SEAN WAR	Tier 1 Bank Consortiu	10000935	Integral	1306763	spot	########	2014.01.13	America/N	0.90309	AUD	USD	Buy	270927	244671.5	########	12967.59
10000935	SEAN WAR	Tier 1 Bank Consortiu	10000935	Integral	1306900	spot	########	2014.01.13	America/N	0.90265	AUD	USD	Sell	270795	244433.1	########	12954.95
10000935	SEAN WAR	Tier 1 Bank Consortiu	10000935	Integral	1313432	spot	########	2014.01.13	America/N	0.9067	AUD	USD	Buy	272010	246631.5	########	13071.47
10000935	SEAN WAR	Tier 1 Bank Consortiu	10000935	Integral	13280467	spot	9/2/2015	2015.09.02	America/N	0.70345	AUD	USD	Sell	1406.9	989.6838	########	52.45324
10000935	SEAN WAR	Tier 1 Bank Consortiu	10000935	Integral	13280469	spot	9/2/2015	2015.09.02	America/N	0.7036	AUD	USD	Buy	2110.8	1485.159	########	78.71342
10000935	SEAN WAR	Tier 1 Bank Consortiu	10000935	Integral	1328814	spot	########	2014.01.13	America/N	1.08273	AUD	NZD	Buy	324819	351691.3	########	43238.56
10000935	SEAN WAR	Tier 1 Bank Consortiu	10000935	Integral	1328992	spot	########	2014.01.13	America/N	0.9063	AUD	USD	Buy	271890	246413.9	########	13059.94
10000935	SEAN WAR	Tier 1 Bank Consortiu	10000935	Integral	13328879	spot	9/3/2015	2015.09.03	America/N	0.6406	NZD	USD	Sell	1921.8	1231.105	########	180.9724
10000935	SEAN WAR	Tier 1 Bank Consortiu	10000935	Integral	13328882	spot	9/3/2015	2015.09.03	America/N	0.64079	NZD	USD	Buy	1922.37	1231.835	########	181.0798

10000935	SEAN WAR	Tier 1 Bank Consortiu	10000935	Integral	13510809	spot	9/9/2015	2015.09.0	America/N	1.32218	USD	CAD	Buy	2644.36	3496.32	########	140.1511
10000935	SEAN WAR	Tier 1 Bank Consortiu	10000935	Integral	13510811	spot	9/9/2015	2015.09.0	America/N	1.32201	USD	CAD	Sell	2644.02	3495.421	########	140.1331
10000935	SEAN WAR	Tier 1 Bank Consortiu	10000935	Integral	1357650	spot	########	2014.01.1	America/N	1.64396	GBP	USD	Sell	493188	810781.3	########	42971.41
10000935	SEAN WAR	Tier 1 Bank Consortiu	10000935	Integral	1357780	spot	########	2014.01.1	America/N	1.06929	AUD	NZD	Buy	320787	343014.3	########	42423.62
10000935	SEAN WAR	Tier 1 Bank Consortiu	10000935	Integral	13600440	spot	########	2015.09.1	America/N	0.63241	NZD	USD	Sell	632.41	399.9424	########	58.79153
10000935	SEAN WAR	Tier 1 Bank Consortiu	10000935	Integral	13600441	spot	########	2015.09.1	America/N	0.63256	NZD	USD	Buy	632.56	400.1322	########	58.81943
10000935	SEAN WAR	Tier 1 Bank Consortiu	10000935	Integral	13630300	spot	########	2015.09.1	America/N	0.83806	NZD	CAD	Buy	1676.12	1404.689	########	332.4028
10000935	SEAN WAR	Tier 1 Bank Consortiu	10000935	Integral	13630312	spot	########	2015.09.1	America/N	0.83784	NZD	CAD	Sell	837.84	701.9759	########	166.1577
10000935	SEAN WAR	Tier 1 Bank Consortiu	10000935	Integral	13630315	spot	########	2015.09.1	America/N	0.83812	NZD	CAD	Buy	838.12	702.4451	########	166.2133
10000935	SEAN WAR	Tier 1 Bank Consortiu	10000935	Integral	1371529	spot	########	2014.01.1	America/N	0.89216	AUD	USD	Buy	267648	238784.8	########	12655.6
10000935	SEAN WAR	Tier 1 Bank Consortiu	10000935	Integral	13821607	spot	########	2015.09.2	America/N	1.7734	EUR	NZD	Buy	3546.08	6288.618	########	1242.559
10000935	SEAN WAR	Tier 1 Bank Consortiu	10000935	Integral	13821612	spot	########	2015.09.2	America/N	1.77304	EUR	NZD	Sell	3546.08	6287.342	########	1242.559
10000935	SEAN WAR	Tier 1 Bank Consortiu	10000935	Integral	14006367	spot	########	2015.09.2	America/N	0.70025	AUD	USD	Buy	1400.5	980.7001	########	51.97711
10000935	SEAN WAR	Tier 1 Bank Consortiu	10000935	Integral	14006373	spot	########	2015.09.2	America/N	0.70017	AUD	USD	Sell	700.17	490.238	########	25.98262
10000935	SEAN WAR	Tier 1 Bank Consortiu	10000935	Integral	14006376	spot	########	2015.09.2	America/N	0.7003	AUD	USD	Buy	700.3	490.4201	########	25.99226
10000935	SEAN WAR	Tier 1 Bank Consortiu	10000935	Integral	1407546	spot	########	2014.01.1	America/N	0.87834	AUD	USD	Sell	263502	231444.3	########	12266.55
10000935	SEAN WAR	Tier 1 Bank Consortiu	10000935	Integral	1407574	spot	########	2014.01.1	America/N	0.87816	AUD	USD	Sell	263448	231349.5	########	12261.52
10000935	SEAN WAR	Tier 1 Bank Consortiu	10000935	Integral	1408171	spot	########	2014.01.1	America/N	1.63324	GBP	USD	Sell	489972	800241.9	########	42412.82
10000935	SEAN WAR	Tier 1 Bank Consortiu	10000935	Integral	1408257	spot	########	2014.01.1	America/N	170.923	GBP	JPY	Buy	51276900	8.76E 09	########	65956082
10000935	SEAN WAR	Tier 1 Bank Consortiu	10000935	Integral	1408258	spot	########	2014.01.1	America/N	170.911	GBP	JPY	Sell	51273300	8.76E 09	########	65951451
10000935	SEAN WAR	Tier 1 Bank Consortiu	10000935	Integral	1408443	spot	########	2014.01.1	America/N	1.63364	GBP	USD	Sell	163364	266878	########	14144.53
10000935	SEAN WAR	Tier 1 Bank Consortiu	10000935	Integral	14101431	spot	########	2015.10.0	America/N	1.32972	USD	CAD	Buy	3989.16	5304.466	########	211.4255
10000935	SEAN WAR	Tier 1 Bank Consortiu	10000935	Integral	14101433	spot	########	2015.10.0	America/N	1.32953	USD	CAD	Sell	3988.59	5302.95	########	211.3953
10000935	SEAN WAR	Tier 1 Bank Consortiu	10000935	Integral	14132461	spot	########	2015.10.0	America/N	0.63979	NZD	USD	Buy	1919.37	1227.994	########	180.5151
10000935	SEAN WAR	Tier 1 Bank Consortiu	10000935	Integral	14132463	spot	########	2015.10.0	America/N	0.63961	NZD	USD	Sell	639.61	409.101	########	60.13784
10000935	SEAN WAR	Tier 1 Bank Consortiu	10000935	Integral	14132466	spot	########	2015.10.0	America/N	0.63983	NZD	USD	Buy	639.83	409.3824	########	60.17922
10000935	SEAN WAR	Tier 1 Bank Consortiu	10000935	Integral	14208642	spot	########	2015.10.0	America/N	0.63434	NZD	CHF	Buy	1268.68	804.7745	########	259.0263
10000935	SEAN WAR	Tier 1 Bank Consortiu	10000935	Integral	14208644	spot	########	2015.10.0	America/N	0.63408	NZD	CHF	Sell	634.08	402.0574	########	129.4601
10000935	SEAN WAR	Tier 1 Bank Consortiu	10000935	Integral	14208646	spot	########	2015.10.0	America/N	0.63434	NZD	CHF	Buy	634.34	402.3872	########	129.5131
10000935	SEAN WAR	Tier 1 Bank Consortiu	10000935	Integral	1423134	spot	########	2014.01.1	America/N	1.63366	GBP	USD	Buy	163366	266884.5	########	14144.88
10000935	SEAN WAR	Tier 1 Bank Consortiu	10000935	Integral	1423135	spot	########	2014.01.1	America/N	1.63347	GBP	USD	Sell	163347	266822.4	########	14141.59
10000935	SEAN WAR	Tier 1 Bank Consortiu	10000935	Integral	14270573	spot	########	2015.10.0	America/N	1.12364	EUR	USD	Buy	3370.92	3787.701	########	200.7481
10000935	SEAN WAR	Tier 1 Bank Consortiu	10000935	Integral	14270574	spot	########	2015.10.0	America/N	1.12343	EUR	USD	Sell	2246.86	2524.19	########	133.7821
10000935	SEAN WAR	Tier 1 Bank Consortiu	10000935	Integral	14270575	spot	########	2015.10.0	America/N	1.12351	EUR	USD	Buy	2247.02	2524.549	########	133.8011
10000935	SEAN WAR	Tier 1 Bank Consortiu	10000935	Integral	14280211	spot	########	2015.10.0	America/N	0.71751	AUD	USD	Buy	2152.53	1544.462	########	81.85648
10000935	SEAN WAR	Tier 1 Bank Consortiu	10000935	Integral	14280217	spot	########	2015.10.0	America/N	0.71735	AUD	USD	Sell	1434.7	1029.182	########	54.54665
10000935	SEAN WAR	Tier 1 Bank Consortiu	10000935	Integral	14280224	spot	########	2015.10.0	America/N	0.71745	AUD	USD	Buy	1434.9	1029.469	########	54.56186
10000935	SEAN WAR	Tier 1 Bank Consortiu	10000935	Integral	1438061	spot	########	2014.01.1	America/N	1.06178	AUD	NZD	Buy	5308.9	5636.884	########	685.7058
10000935	SEAN WAR	Tier 1 Bank Consortiu	10000935	Integral	1438177	spot	########	2014.01.1	America/N	0.87772	AUD	USD	Sell	4388.6	3851.962	########	204.154
10000935	SEAN WAR	Tier 1 Bank Consortiu	10000935	Integral	1438179	spot	########	2014.01.1	America/N	0.87786	AUD	USD	Buy	4389.3	3853.191	########	204.2191
10000935	SEAN WAR	Tier 1 Bank Consortiu	10000935	Integral	1438438	spot	########	2014.01.1	America/N	171.395	GBP	JPY	Buy	856975	1.47E 08	########	410092.5
10000935	SEAN WAR	Tier 1 Bank Consortiu	10000935	Integral	1438443	spot	########	2014.01.1	America/N	171.369	GBP	JPY	Sell	856845	1.47E 08	########	410030.3
10000935	SEAN WAR	Tier 1 Bank Consortiu	10000935	Integral	1438674	spot	########	2014.01.1	America/N	1.06274	AUD	NZD	Buy	5313.7	5647.082	########	686.3257
10000935	SEAN WAR	Tier 1 Bank Consortiu	10000935	Integral	1439102	spot	########	2014.01.1	America/N	1.06216	AUD	NZD	Sell	1062.16	1128.184	########	137.1902
10000935	SEAN WAR	Tier 1 Bank Consortiu	10000935	Integral	1439104	spot	########	2014.01.1	America/N	1.06224	AUD	NZD	Buy	1062.24	1128.354	########	137.2006
10000935	SEAN WAR	Tier 1 Bank Consortiu	10000935	Integral	14402227	spot	########	2015.10.1	America/N	182.576	GBP	JPY	Buy	365152	66667992	########	81723.76
10000935	SEAN WAR	Tier 1 Bank Consortiu	10000935	Integral	14402239	spot	########	2015.10.1	America/N	182.561	GBP	JPY	Sell	182561	33328519	########	40858.52
10000935	SEAN WAR	Tier 1 Bank Consortiu	10000935	Integral	14402247	spot	########	2015.10.1	America/N	182.58	GBP	JPY	Buy	182580	33335456	########	40862.77
10000935	SEAN WAR	Tier 1 Bank Consortiu	10000935	Integral	14514797	spot	########	2015.10.1	America/N	0.93811	AUD	CAD	Buy	2814.33	2640.151	########	300.6198
10000935	SEAN WAR	Tier 1 Bank Consortiu	10000935	Integral	14514799	spot	########	2015.10.1	America/N	0.93774	AUD	CAD	Sell	93774	87935.63	########	10016.71
10000935	SEAN WAR	Tier 1 Bank Consortiu	10000935	Integral	14514800	spot	########	2015.10.1	America/N	0.93798	AUD	CAD	Buy	93798	87980.65	########	10019.27
10000935	SEAN WAR	Tier 1 Bank Consortiu	10000935	Integral	14624850	spot	########	2015.10.2	America/N	1.47545	GBP	CHF	Buy	5901.8	8707.811	########	1341.298
10000935	SEAN WAR	Tier 1 Bank Consortiu	10000935	Integral	14624852	spot	########	2015.10.2	America/N	1.47506	GBP	CHF	Sell	1475.06	2175.802	########	335.2359
10000935	SEAN WAR	Tier 1 Bank Consortiu	10000935	Integral	14624854	spot	########	2015.10.2	America/N	1.47546	GBP	CHF	Buy	1475.46	2176.982	########	335.3268
10000935	SEAN WAR	Tier 1 Bank Consortiu	10000935	Integral	1462543	spot	########	2014.01.2	America/N	104.064	USD	JPY	Buy	520320	54146580	########	27576.96

10000935	SEAN WAR	Tier 1 Bank Consortiu	10000935	Integral	1462544	spot	########	2014.01.2(	America/N	104.05	USD	JPY	Sell	520250	54132013	########	27573.25
10000935	SEAN WAR	Tier 1 Bank Consortiu	10000935	Integral	1462599	spot	########	2014.01.2(	America/N	170.915	GBP	JPY	Sell	683660	1.17E 08	########	326667.8
10000935	SEAN WAR	Tier 1 Bank Consortiu	10000935	Integral	1462600	spot	########	2014.01.2(	America/N	170.93	GBP	JPY	Buy	683720	1.17E 08	########	326696.5
10000935	SEAN WAR	Tier 1 Bank Consortiu	10000935	Integral	14724218	spot	########	2015.10.2	America/N	0.94444	AUD	CAD	Buy	3777.76	3567.868	########	401.0321
10000935	SEAN WAR	Tier 1 Bank Consortiu	10000935	Integral	14724225	spot	########	2015.10.2	America/N	0.94428	AUD	CAD	Sell	944.28	891.6647	########	100.241
10000935	SEAN WAR	Tier 1 Bank Consortiu	10000935	Integral	14724227	spot	########	2015.10.2	America/N	0.94445	AUD	CAD	Buy	944.45	891.9858	########	100.2591
10000935	SEAN WAR	Tier 1 Bank Consortiu	10000935	Integral	14849977	spot	########	2015.10.2	America/N	0.93948	AUD	CAD	Buy	4697.4	4413.113	########	493.1678
10000935	SEAN WAR	Tier 1 Bank Consortiu	10000935	Integral	14849987	spot	########	2015.10.2	America/N	0.93925	AUD	CAD	Sell	939.25	882.1906	########	98.60942
10000935	SEAN WAR	Tier 1 Bank Consortiu	10000935	Integral	14849992	spot	########	2015.10.2	America/N	0.93949	AUD	CAD	Buy	939.49	882.6415	########	98.63461
10000935	SEAN WAR	Tier 1 Bank Consortiu	10000935	Integral	14934122	spot	########	2015.10.3(	America/N	91.553	CAD	JPY	Sell	183106	16763904	########	20572.92
10000935	SEAN WAR	Tier 1 Bank Consortiu	10000935	Integral	14934133	spot	########	2015.10.3(	America/N	91.575	CAD	JPY	Buy	183150	16771961	########	20577.87
10000935	SEAN WAR	Tier 1 Bank Consortiu	10000935	Integral	14946544	spot	########	2015.11.0	America/N	92.177	CAD	JPY	Buy	184354	16993199	########	20708.39
10000935	SEAN WAR	Tier 1 Bank Consortiu	10000935	Integral	15019429	spot	########	2015.11.0	America/N	0.71875	AUD	USD	Buy	3593.75	2583.008	########	136.8994
10000935	SEAN WAR	Tier 1 Bank Consortiu	10000935	Integral	15019452	spot	########	2015.11.0	America/N	0.71849	AUD	USD	Sell	718.49	516.2279	########	27.36008
10000935	SEAN WAR	Tier 1 Bank Consortiu	10000935	Integral	15019453	spot	########	2015.11.0	America/N	0.71875	AUD	USD	Buy	718.75	516.6016	########	27.37988
10000935	SEAN WAR	Tier 1 Bank Consortiu	10000935	Integral	1504245	spot	########	2014.01.2	America/N	172.731	GBP	JPY	Buy	690924	1.19E 08	2/4/2014	333426
10000935	SEAN WAR	Tier 1 Bank Consortiu	10000935	Integral	1504248	spot	########	2014.01.2	America/N	172.727	GBP	JPY	Sell	690908	1.19E 08	########	333418.3
10000935	SEAN WAR	Tier 1 Bank Consortiu	10000935	Integral	15062032	spot	########	2015.11.0	America/N	0.93913	AUD	CAD	Sell	1878.26	1763.93	########	197.2489
10000935	SEAN WAR	Tier 1 Bank Consortiu	10000935	Integral	1511143	spot	########	2014.01.2	America/N	172.975	GBP	JPY	Buy	691900	1.2E 08	########	333897
10000935	SEAN WAR	Tier 1 Bank Consortiu	10000935	Integral	15123755	spot	########	2015.11.0	America/N	0.70717	AUD	USD	Sell	1414.34	1000.179	########	53.00948
10000935	SEAN WAR	Tier 1 Bank Consortiu	10000935	Integral	15126650	spot	########	2015.11.0	America/N	0.70745	AUD	USD	Sell	2122.35	1501.457	########	79.57719
10000935	SEAN WAR	Tier 1 Bank Consortiu	10000935	Integral	15173984	spot	########	2015.11.0	America/N	14.25975	USD	ZAR	Sell	42779.25	610021.4	########	13389.91
10000935	SEAN WAR	Tier 1 Bank Consortiu	10000935	Integral	15182618	spot	########	2015.11.0	America/N	14.32545	USD	ZAR	Buy	14325.45	205218.5	########	4483.866
10000935	SEAN WAR	Tier 1 Bank Consortiu	10000935	Integral	15182620	spot	########	2015.11.0	America/N	14.32125	USD	ZAR	Sell	14321.25	205098.2	########	4482.551
10000935	SEAN WAR	Tier 1 Bank Consortiu	10000935	Integral	15212266	spot	########	2015.11.1(	America/N	14.26775	USD	ZAR	Buy	14267.75	203568.7	########	4465.806
10000935	SEAN WAR	Tier 1 Bank Consortiu	10000935	Integral	15212268	spot	########	2015.11.1(	America/N	14.26265	USD	ZAR	Sell	14262.65	203423.2	########	4464.209
10000935	SEAN WAR	Tier 1 Bank Consortiu	10000935	Integral	15330904	spot	########	2015.11.1	America/N	0.70596	EUR	GBP	Buy	2117.88	1495.139	########	120.7167
10000935	SEAN WAR	Tier 1 Bank Consortiu	10000935	Integral	15330910	spot	########	2015.11.1	America/N	0.70576	EUR	GBP	Sell	705.76	498.0972	########	40.22751
10000935	SEAN WAR	Tier 1 Bank Consortiu	10000935	Integral	15330911	spot	########	2015.11.1	America/N	0.70592	EUR	GBP	Buy	705.92	498.323	########	40.23663
10000935	SEAN WAR	Tier 1 Bank Consortiu	10000935	Integral	15390277	spot	########	2015.11.1	America/N	14.4171	USD	ZAR	Buy	14417.1	207852.8	########	4512.552
10000935	SEAN WAR	Tier 1 Bank Consortiu	10000935	Integral	1540336	spot	########	2014.01.2	America/N	0.87463	AUD	USD	Sell	3498.52	3059.911	2/3/2014	162.1753
10000935	SEAN WAR	Tier 1 Bank Consortiu	10000935	Integral	1540337	spot	########	2014.01.2	America/N	0.87479	AUD	USD	Buy	3499.16	3061.03	2/3/2014	162.2346
10000935	SEAN WAR	Tier 1 Bank Consortiu	10000935	Integral	1540423	spot	########	2014.01.2	America/N	171.935	GBP	JPY	Buy	687740	1.18E 08	2/4/2014	332830.1
10000935	SEAN WAR	Tier 1 Bank Consortiu	10000935	Integral	15447529	spot	########	2015.11.1	America/N	1.06387	EUR	USD	Sell	2127.74	2263.639	########	119.9729
10000935	SEAN WAR	Tier 1 Bank Consortiu	10000935	Integral	15447533	spot	########	2015.11.1	America/N	1.06393	EUR	USD	Buy	2127.86	2263.894	########	119.9864
10000935	SEAN WAR	Tier 1 Bank Consortiu	10000935	Integral	15479186	spot	########	2015.11.1	America/N	14.18425	USD	ZAR	Sell	14184.25	201192.9	########	4439.67
10000935	SEAN WAR	Tier 1 Bank Consortiu	10000935	Integral	15492905	spot	########	2015.11.1	America/N	0.69949	EUR	GBP	Buy	2797.96	1957.145	########	157.8864
10000935	SEAN WAR	Tier 1 Bank Consortiu	10000935	Integral	15493005	spot	########	2015.11.1	America/N	14.16325	USD	ZAR	Sell	28326.5	401195.3	########	8866.195
10000935	SEAN WAR	Tier 1 Bank Consortiu	10000935	Integral	15493006	spot	########	2015.11.1	America/N	14.17235	USD	ZAR	Buy	14172.35	200855.5	########	4435.946
10000935	SEAN WAR	Tier 1 Bank Consortiu	10000935	Integral	15493007	spot	########	2015.11.1	America/N	14.16345	USD	ZAR	Sell	14163.45	200603.3	########	4433.16
10000935	SEAN WAR	Tier 1 Bank Consortiu	10000935	Integral	15499118	spot	########	2015.11.1	America/N	0.71562	AUD	USD	Buy	1431.24	1024.224	########	54.28387
10000935	SEAN WAR	Tier 1 Bank Consortiu	10000935	Integral	15499121	spot	########	2015.11.1	America/N	0.71546	AUD	USD	Sell	1430.92	1023.766	########	54.2596
10000935	SEAN WAR	Tier 1 Bank Consortiu	10000935	Integral	15526045	spot	########	2015.11.1	America/N	0.71913	AUD	USD	Buy	1438.26	1034.296	########	54.81768
10000935	SEAN WAR	Tier 1 Bank Consortiu	10000935	Integral	15526765	spot	########	2015.11.1	America/N	0.72035	AUD	USD	Buy	2881.4	2075.616	########	110.0077
10000935	SEAN WAR	Tier 1 Bank Consortiu	10000935	Integral	15531363	spot	########	2015.11.1	America/N	0.71907	AUD	USD	Sell	1438.14	1034.123	########	54.80854
10000935	SEAN WAR	Tier 1 Bank Consortiu	10000935	Integral	15606908	spot	########	2015.11.2	America/N	1.06077	EUR	USD	Buy	2121.54	2250.466	########	119.2747
10000935	SEAN WAR	Tier 1 Bank Consortiu	10000935	Integral	15606910	spot	########	2015.11.2	America/N	1.06064	EUR	USD	Sell	1060.64	1124.957	########	59.62273
10000935	SEAN WAR	Tier 1 Bank Consortiu	10000935	Integral	15606911	spot	########	2015.11.2	America/N	1.06084	EUR	USD	Buy	1060.84	1125.382	########	59.64522
10000935	SEAN WAR	Tier 1 Bank Consortiu	10000935	Integral	15638490	spot	########	2015.11.2	America/N	1.06408	EUR	USD	Buy	2128.16	2264.532	########	120.0202
10000935	SEAN WAR	Tier 1 Bank Consortiu	10000935	Integral	1566836	spot	########	2014.01.2	America/N	169.2	GBP	JPY	Sell	676800	1.15E 08	########	325014.8
10000935	SEAN WAR	Tier 1 Bank Consortiu	10000935	Integral	15682972	spot	########	2015.11.2	America/N	0.70212	EUR	GBP	Buy	2106.36	1478.917	########	118.3576
10000935	SEAN WAR	Tier 1 Bank Consortiu	10000935	Integral	15682973	spot	########	2015.11.2	America/N	0.70196	EUR	GBP	Sell	701.96	492.7478	########	39.44355
10000935	SEAN WAR	Tier 1 Bank Consortiu	10000935	Integral	15682974	spot	########	2015.11.2	America/N	0.70213	EUR	GBP	Buy	702.13	492.9865	########	39.45311
10000935	SEAN WAR	Tier 1 Bank Consortiu	10000935	Integral	15709870	spot	########	2015.11.2	America/N	14.30225	USD	ZAR	Sell	71511.25	1022772	########	22383.02
10000935	SEAN WAR	Tier 1 Bank Consortiu	10000935	Integral	15709871	spot	########	2015.11.2	America/N	14.30815	USD	ZAR	Buy	14308.15	204723.2	########	4478.451

10000935	SEAN WAR	Tier 1 Bank Consortiu	10000935	Integral	15727332	spot	########	2015.11.2	America/N	1.05958	EUR	USD	Sell	1059.58	1122.71	########	59.50362
10000935	SEAN WAR	Tier 1 Bank Consortiu	10000935	Integral	1573445	spot	########	2014.01.2	America/N	168.925	GBP	JPY	Buy	675700	1.14E 08	########	324486.5
10000935	SEAN WAR	Tier 1 Bank Consortiu	10000935	Integral	1573447	spot	########	2014.01.2	America/N	168.912	GBP	JPY	Sell	675648	1.14E 08	########	324461.5
10000935	SEAN WAR	Tier 1 Bank Consortiu	10000935	Integral	15758271	spot	########	2015.12.0	America/N	14.39375	USD	ZAR	Buy	14393.75	207180	########	4505.244
10000935	SEAN WAR	Tier 1 Bank Consortiu	10000935	Integral	15758823	spot	########	2015.12.0	America/N	0.70174	EUR	GBP	Buy	2806.96	1969.756	########	157.8066
10000935	SEAN WAR	Tier 1 Bank Consortiu	10000935	Integral	15764287	spot	########	2015.12.0	America/N	1.05877	EUR	USD	Buy	4235.08	4483.976	########	237.6507
10000935	SEAN WAR	Tier 1 Bank Consortiu	10000935	Integral	15764313	spot	########	2015.12.0	America/N	1.0585	EUR	USD	Sell	2117	2240.845	########	118.7648
10000935	SEAN WAR	Tier 1 Bank Consortiu	10000935	Integral	15764319	spot	########	2015.12.0	America/N	1.05857	EUR	USD	Buy	2117.14	2241.141	########	118.7805
10000935	SEAN WAR	Tier 1 Bank Consortiu	10000935	Integral	15782738	spot	########	2015.12.0	America/N	0.73168	AUD	USD	Sell	1463.36	1070.711	########	56.7477
10000935	SEAN WAR	Tier 1 Bank Consortiu	10000935	Integral	15782740	spot	########	2015.12.0	America/N	0.73183	AUD	USD	Buy	1463.66	1071.15	########	56.77097
10000935	SEAN WAR	Tier 1 Bank Consortiu	10000935	Integral	15785604	spot	########	2015.12.0	America/N	14.44975	USD	ZAR	Buy	28899.5	417590.6	########	9045.544
10000935	SEAN WAR	Tier 1 Bank Consortiu	10000935	Integral	15813325	spot	########	2015.12.0	America/N	1.0571	EUR	USD	Buy	4228.4	4469.842	########	236.9016
10000935	SEAN WAR	Tier 1 Bank Consortiu	10000935	Integral	15813375	spot	########	2015.12.0	America/N	1.05742	EUR	USD	Buy	1057.42	1118.137	########	59.26126
10000935	SEAN WAR	Tier 1 Bank Consortiu	10000935	Integral	15813483	spot	########	2015.12.0	America/N	1.05712	EUR	USD	Sell	1057.12	1117.503	########	59.22764
10000935	SEAN WAR	Tier 1 Bank Consortiu	10000935	Integral	15819176	spot	########	2015.12.0	America/N	14.34785	USD	ZAR	Sell	28695.7	411721.6	########	8981.754
10000935	SEAN WAR	Tier 1 Bank Consortiu	10000935	Integral	15838619	spot	########	2015.12.0	America/N	1.05518	EUR	USD	Buy	4220.72	4453.619	########	236.0418
10000935	SEAN WAR	Tier 1 Bank Consortiu	10000935	Integral	15883863	spot	########	2015.12.0	America/N	1.09141	EUR	USD	Sell	3274.23	3573.527	########	189.397
10000935	SEAN WAR	Tier 1 Bank Consortiu	10000935	Integral	15883864	spot	########	2015.12.0	America/N	1.09154	EUR	USD	Buy	3274.62	3574.379	########	189.4421
10000935	SEAN WAR	Tier 1 Bank Consortiu	10000935	Integral	15925531	spot	########	2015.12.0	America/N	0.73341	AUD	USD	Buy	2200.23	1613.671	########	85.52455
10000935	SEAN WAR	Tier 1 Bank Consortiu	10000935	Integral	1593334	spot	########	2014.01.2	America/N	169.979	GBP	JPY	Buy	679916	1.16E 08	2/7/2014	327915.9
10000935	SEAN WAR	Tier 1 Bank Consortiu	10000935	Integral	1593335	spot	########	2014.01.2	America/N	169.953	GBP	JPY	Sell	679812	1.16E 08	########	327865.7
10000935	SEAN WAR	Tier 1 Bank Consortiu	10000935	Integral	1593787	spot	########	2014.01.2	America/N	170.093	GBP	JPY	Sell	680372	1.16E 08	########	328135.8
10000935	SEAN WAR	Tier 1 Bank Consortiu	10000935	Integral	15945524	spot	########	2015.12.0	America/N	14.53482	USD	ZAR	Sell	43604.46	633783	########	13648.2
10000935	SEAN WAR	Tier 1 Bank Consortiu	10000935	Integral	15945526	spot	########	2015.12.0	America/N	14.53755	USD	ZAR	Buy	14537.55	211340.4	########	4550.253
10000935	SEAN WAR	Tier 1 Bank Consortiu	10000935	Integral	15961380	spot	########	2015.12.0	America/N	0.72081	AUD	USD	Sell	1441.62	1039.134	########	55.07411
10000935	SEAN WAR	Tier 1 Bank Consortiu	10000935	Integral	15961383	spot	########	2015.12.0	America/N	0.72096	AUD	USD	Buy	1441.92	1039.567	########	55.09703
10000935	SEAN WAR	Tier 1 Bank Consortiu	10000935	Integral	16009202	spot	########	2015.12.0	America/N	89.864	CAD	JPY	Buy	269592	24226615	########	29236.46
10000935	SEAN WAR	Tier 1 Bank Consortiu	10000935	Integral	16009211	spot	########	2015.12.0	America/N	89.851	CAD	JPY	Sell	89851	8073202	########	9744.077
10000935	SEAN WAR	Tier 1 Bank Consortiu	10000935	Integral	16009212	spot	########	2015.12.0	America/N	89.858	CAD	JPY	Buy	89858	8074460	########	9744.837
10000935	SEAN WAR	Tier 1 Bank Consortiu	10000935	Integral	16013613	spot	########	2015.12.0	America/N	14.66985	USD	ZAR	Sell	44009.55	645613.5	########	13774.99
10000935	SEAN WAR	Tier 1 Bank Consortiu	10000935	Integral	16014341	spot	########	2015.12.0	America/N	14.87635	USD	ZAR	Buy	74381.75	1106529	########	23281.49
10000935	SEAN WAR	Tier 1 Bank Consortiu	10000935	Integral	16014369	spot	########	2015.12.0	America/N	14.88605	USD	ZAR	Buy	44658.15	664783.5	########	13978
10000935	SEAN WAR	Tier 1 Bank Consortiu	10000935	Integral	16021564	spot	########	2015.12.1	America/N	0.72493	CAD	CHF	Buy	2899.72	2102.094	########	313.6447
10000935	SEAN WAR	Tier 1 Bank Consortiu	10000935	Integral	16021566	spot	########	2015.12.1	America/N	0.72454	CAD	CHF	Sell	724.54	524.9582	########	78.36899
10000935	SEAN WAR	Tier 1 Bank Consortiu	10000935	Integral	16021567	spot	########	2015.12.1	America/N	0.72491	CAD	CHF	Buy	724.91	525.4945	########	78.40901
10000935	SEAN WAR	Tier 1 Bank Consortiu	10000935	Integral	16029048	spot	########	2015.12.1	America/N	15.01715	USD	ZAR	Buy	75085.75	1127574	########	23501.84
10000935	SEAN WAR	Tier 1 Bank Consortiu	10000935	Integral	16029050	spot	########	2015.12.1	America/N	15.01715	USD	ZAR	Buy	45051.45	676544.4	########	14101.1
10000935	SEAN WAR	Tier 1 Bank Consortiu	10000935	Integral	16047223	spot	########	2015.12.1	America/N	15.20835	USD	ZAR	Buy	45625.05	693881.7	########	14280.64
10000935	SEAN WAR	Tier 1 Bank Consortiu	10000935	Integral	16054222	spot	########	2015.12.1	America/N	15.41685	USD	ZAR	Buy	77084.25	1188396	########	24127.37
10000935	SEAN WAR	Tier 1 Bank Consortiu	10000935	Integral	16054223	spot	########	2015.12.1	America/N	15.41725	USD	ZAR	Buy	46251.75	713074.8	########	14476.8
10000935	SEAN WAR	Tier 1 Bank Consortiu	10000935	Integral	16054682	spot	########	2015.12.1	America/N	0.72642	AUD	USD	Sell	1452.84	1055.372	########	55.93472
10000935	SEAN WAR	Tier 1 Bank Consortiu	10000935	Integral	16072249	spot	########	2015.12.1	America/N	88.559	CAD	JPY	Sell	265677	23528089	########	28494.47
10000935	SEAN WAR	Tier 1 Bank Consortiu	10000935	Integral	16073815	spot	########	2015.12.1	America/N	15.83455	USD	ZAR	Buy	47503.65	752198.9	########	14868.64
10000935	SEAN WAR	Tier 1 Bank Consortiu	10000935	Integral	16073818	spot	########	2015.12.1	America/N	15.83515	USD	ZAR	Buy	79175.75	1253760	########	24782.01
10000935	SEAN WAR	Tier 1 Bank Consortiu	10000935	Integral	16090445	spot	########	2015.12.1	America/N	15.25055	USD	ZAR	Buy	61002.2	930317.1	########	19093.69
10000935	SEAN WAR	Tier 1 Bank Consortiu	10000935	Integral	16092955	spot	########	2015.12.1	America/N	15.06645	USD	ZAR	Sell	60265.8	907991.7	########	18863.2
10000935	SEAN WAR	Tier 1 Bank Consortiu	10000935	Integral	16104538	spot	########	2015.12.1	America/N	15.25775	USD	ZAR	Buy	61031	931195.7	########	19102.7
10000935	SEAN WAR	Tier 1 Bank Consortiu	10000935	Integral	168247	spot	########	2013-09-2	America/N	158.316	GBP	JPY	Sell	15831600	2.51E 09	########	1.99E 08
10000935	SEAN WAR	Tier 1 Bank Consortiu	10000935	Integral	1687192	spot	########	2014.01.3	America/N	168.977	GBP	JPY	Sell	675908	1.14E 08	########	324478.2
10000935	SEAN WAR	Tier 1 Bank Consortiu	10000935	Integral	1694853	spot	########	2014.01.3	America/N	0.87854	AUD	USD	Buy	8785.4	7718.325	2/3/2014	409.0712
10000935	SEAN WAR	Tier 1 Bank Consortiu	10000935	Integral	1699605	spot	########	2014.01.3	America/N	169.066	GBP	JPY	Sell	676264	1.14E 08	########	323419.2
10000935	SEAN WAR	Tier 1 Bank Consortiu	10000935	Integral	1699801	spot	########	2014.01.3	America/N	168.958	GBP	JPY	Sell	675832	1.14E 08	########	323212.6
10000935	SEAN WAR	Tier 1 Bank Consortiu	10000935	Integral	1715725	spot	########	2014.01.3	America/N	168.416	GBP	JPY	Buy	673664	1.13E 08	2/7/2014	322175.7
10000935	SEAN WAR	Tier 1 Bank Consortiu	10000935	Integral	1715728	spot	########	2014.01.3	America/N	168.406	GBP	JPY	Sell	673624	1.13E 08	2/3/2014	322156.6
10000935	SEAN WAR	Tier 1 Bank Consortiu	10000935	Integral	1745586	spot	2/3/2014	2014.02.0	America/N	166.39	GBP	JPY	Sell	665560	1.11E 08	2/3/2014	316314.8

10000935	SEAN WAR	Tier 1 Bank Consortiu	10000935	Integral	1746372	spot	2/3/2014	2014.02.0	America/N	166.264	GBP	JPY	Sell	665056	1.11E 08	2/3/2014	316075.3
10000935	SEAN WAR	Tier 1 Bank Consortiu	10000935	Integral	1746464	spot	2/3/2014	2014.02.0	America/N	166.3	GBP	JPY	Sell	665200	1.11E 08	2/3/2014	316143.8
10000935	SEAN WAR	Tier 1 Bank Consortiu	10000935	Integral	1750769	spot	2/3/2014	2014.02.0	America/N	165.655	GBP	JPY	Sell	662620	1.1E 08	2/3/2014	314917.6
10000935	SEAN WAR	Tier 1 Bank Consortiu	10000935	Integral	1750770	spot	2/3/2014	2014.02.0	America/N	165.653	GBP	JPY	Sell	662612	1.1E 08	2/3/2014	314913.8
10000935	SEAN WAR	Tier 1 Bank Consortiu	10000935	Integral	1750829	spot	2/3/2014	2014.02.0	America/N	165.613	GBP	JPY	Sell	662452	1.1E 08	2/4/2014	314837.7
10000935	SEAN WAR	Tier 1 Bank Consortiu	10000935	Integral	1750852	spot	2/3/2014	2014.02.0	America/N	165.586	GBP	JPY	Sell	662344	1.1E 08	2/4/2014	314786.4
10000935	SEAN WAR	Tier 1 Bank Consortiu	10000935	Integral	1753114	spot	2/3/2014	2014.02.0	America/N	164.962	GBP	JPY	Sell	659848	1.09E 08	2/4/2014	313600.2
10000935	SEAN WAR	Tier 1 Bank Consortiu	10000935	Integral	1759007	spot	2/4/2014	2014.02.0	America/N	164.891	GBP	JPY	Buy	659564	1.09E 08	2/4/2014	312745.4
10000935	SEAN WAR	Tier 1 Bank Consortiu	10000935	Integral	1759305	spot	2/4/2014	2014.02.0	America/N	164.921	GBP	JPY	Sell	659684	1.09E 08	2/4/2014	312802.3
10000935	SEAN WAR	Tier 1 Bank Consortiu	10000935	Integral	1759538	spot	2/4/2014	2014.02.0	America/N	164.927	GBP	JPY	Sell	659708	1.09E 08	2/4/2014	312813.7
10000935	SEAN WAR	Tier 1 Bank Consortiu	10000935	Integral	1759947	spot	2/4/2014	2014.02.0	America/N	165.022	GBP	JPY	Buy	660088	1.09E 08	2/4/2014	312993.9
10000935	SEAN WAR	Tier 1 Bank Consortiu	10000935	Integral	1766141	spot	2/4/2014	2014.02.0	America/N	164.359	GBP	JPY	Sell	657436	1.08E 08	2/7/2014	311736.4
10000935	SEAN WAR	Tier 1 Bank Consortiu	10000935	Integral	1766295	spot	2/4/2014	2014.02.0	America/N	164.109	GBP	JPY	Sell	656436	1.08E 08	2/7/2014	311262.2
10000935	SEAN WAR	Tier 1 Bank Consortiu	10000935	Integral	1766628	spot	2/4/2014	2014.02.0	America/N	164.055	GBP	JPY	Sell	656220	1.08E 08	2/7/2014	311159.8
10000935	SEAN WAR	Tier 1 Bank Consortiu	10000935	Integral	1768183	spot	2/4/2014	2014.02.0	America/N	164.494	GBP	JPY	Buy	657976	1.08E 08	2/4/2014	311992.4
10000935	SEAN WAR	Tier 1 Bank Consortiu	10000935	Integral	1784798	spot	2/4/2014	2014.02.0	America/N	165.609	GBP	JPY	Buy	662436	1.1E 08	2/6/2014	314107.2
10000935	SEAN WAR	Tier 1 Bank Consortiu	10000935	Integral	1785387	spot	2/4/2014	2014.02.0	America/N	1.35178	EUR	USD	Buy	5407.12	7309.237	2/4/2014	387.3895
10000935	SEAN WAR	Tier 1 Bank Consortiu	10000935	Integral	1785394	spot	2/4/2014	2014.02.0	America/N	0.90477	USD	CHF	Buy	2714.31	2455.826	2/7/2014	143.8584
10000935	SEAN WAR	Tier 1 Bank Consortiu	10000935	Integral	1785900	spot	2/4/2014	2014.02.0	America/N	1.35183	EUR	USD	Sell	4055.49	5482.333	2/7/2014	290.5637
10000935	SEAN WAR	Tier 1 Bank Consortiu	10000935	Integral	1786000	spot	2/4/2014	2014.02.0	America/N	1.35172	EUR	USD	Buy	4055.16	5481.441	2/6/2014	290.5164
10000935	SEAN WAR	Tier 1 Bank Consortiu	10000935	Integral	182509	spot	########	2013-09-2	America/N	159.104	GBP	JPY	Sell	15910400	2.53E 09	########	2E 08
10000935	SEAN WAR	Tier 1 Bank Consortiu	10000935	Integral	1839338	spot	2/6/2014	2014.02.0	America/N	0.89801	USD	CHF	Sell	2694.03	2419.266	2/7/2014	142.7836
10000935	SEAN WAR	Tier 1 Bank Consortiu	10000935	Integral	1845013	spot	2/6/2014	2014.02.0	America/N	166.652	GBP	JPY	Buy	666608	1.11E 08	2/7/2014	316706.2
10000935	SEAN WAR	Tier 1 Bank Consortiu	10000935	Integral	1850243	spot	2/7/2014	2014.02.0	America/N	101.985	USD	JPY	Buy	407940	41603761	2/7/2014	21620.82
10000935	SEAN WAR	Tier 1 Bank Consortiu	10000935	Integral	1850244	spot	2/7/2014	2014.02.0	America/N	101.974	USD	JPY	Sell	407896	41594787	2/7/2014	21618.49
10000935	SEAN WAR	Tier 1 Bank Consortiu	10000935	Integral	1874882	spot	2/7/2014	2014.02.0	America/N	1.36342	EUR	USD	Sell	10907.36	14871.31	2/7/2014	788.1796
10000935	SEAN WAR	Tier 1 Bank Consortiu	10000935	Integral	1874997	spot	2/7/2014	2014.02.0	America/N	1.36353	EUR	USD	Sell	13635.3	18592.14	########	985.3835
10000935	SEAN WAR	Tier 1 Bank Consortiu	10000935	Integral	1875017	spot	2/7/2014	2014.02.0	America/N	1.3636	EUR	USD	Buy	5454.4	7437.62	########	394.1939
10000935	SEAN WAR	Tier 1 Bank Consortiu	10000935	Integral	1875021	spot	3/7/2014	2014.02.0	America/N	1.36349	EUR	USD	Sell	5453.96	7436.42	3/7/2014	394.1303
10000935	SEAN WAR	Tier 1 Bank Consortiu	10000935	Integral	1875133	spot	2/7/2014	2014.02.0	America/N	1.97953	GBP	NZD	Buy	19795.3	39185.39	########	10157.92
10000935	SEAN WAR	Tier 1 Bank Consortiu	10000935	Integral	1875135	spot	2/7/2014	2014.02.0	America/N	1.97817	GBP	NZD	Sell	19781.7	39131.57	3/7/2014	10150.94
10000935	SEAN WAR	Tier 1 Bank Consortiu	10000935	Integral	1875168	spot	2/7/2014	2014.02.0	America/N	0.89806	USD	CHF	Buy	8980.6	8065.118	########	475.9718
10000935	SEAN WAR	Tier 1 Bank Consortiu	10000935	Integral	1875169	spot	2/7/2014	2014.02.0	America/N	0.89788	USD	CHF	Sell	8978.8	8061.885	########	475.8764
10000935	SEAN WAR	Tier 1 Bank Consortiu	10000935	Integral	1875339	spot	2/7/2014	2014.02.0	America/N	1.83215	GBP	AUD	Buy	18321.5	33567.74	########	4415.466
10000935	SEAN WAR	Tier 1 Bank Consortiu	10000935	Integral	1875340	spot	2/7/2014	2014.02.0	America/N	1.83157	GBP	AUD	Sell	18315.7	33546.49	########	4414.068
10000935	SEAN WAR	Tier 1 Bank Consortiu	10000935	Integral	1876185	spot	########	2014.02.1	America/N	1.81152	GBP	CAD	Buy	36230.4	65632.09	########	8733.892
10000935	SEAN WAR	Tier 1 Bank Consortiu	10000935	Integral	1876186	spot	########	2014.02.1	America/N	1.80948	GBP	CAD	Sell	36189.6	65484.36	3/7/2014	8724.057
10000935	SEAN WAR	Tier 1 Bank Consortiu	10000935	Integral	1896240	spot	########	2014.02.1	America/N	1.98516	GBP	NZD	Buy	19851.6	39408.6	########	10189.6
10000935	SEAN WAR	Tier 1 Bank Consortiu	10000935	Integral	1896424	spot	########	2014.02.1	America/N	0.91334	NZD	CAD	Buy	9133.4	8341.9	########	2365.619
10000935	SEAN WAR	Tier 1 Bank Consortiu	10000935	Integral	1896427	spot	########	2014.02.1	America/N	0.91301	NZD	CAD	Sell	9130.1	8335.873	########	2364.764
10000935	SEAN WAR	Tier 1 Bank Consortiu	10000935	Integral	1896451	spot	########	2014.02.1	America/N	0.98834	AUD	CAD	Buy	4941.7	4884.08	########	649.6099
10000935	SEAN WAR	Tier 1 Bank Consortiu	10000935	Integral	1896452	spot	########	2014.02.1	America/N	0.98818	AUD	CAD	Sell	4940.9	4882.499	########	649.5048
10000935	SEAN WAR	Tier 1 Bank Consortiu	10000935	Integral	1921096	spot	########	2014.02.1	America/N	1.81947	GBP	CAD	Buy	36389.4	66209.42	########	8817.69
10000935	SEAN WAR	Tier 1 Bank Consortiu	10000935	Integral	1921431	spot	########	2014.02.1	America/N	0.91874	NZD	CAD	Buy	9187.4	8440.832	########	2392.258
10000935	SEAN WAR	Tier 1 Bank Consortiu	10000935	Integral	1933192	spot	########	2014.02.1	America/N	1.81798	GBP	AUD	Sell	18179.8	33050.51	3/7/2014	4432.226
10000935	SEAN WAR	Tier 1 Bank Consortiu	10000935	Integral	1957555	spot	########	2014.02.1	America/N	1.99356	GBP	NZD	Buy	19935.6	39742.81	########	10348.78
10000935	SEAN WAR	Tier 1 Bank Consortiu	10000935	Integral	1957835	spot	########	2014.02.1	America/N	1.82308	GBP	CAD	Buy	36461.6	66472.41	########	8889.32
10000935	SEAN WAR	Tier 1 Bank Consortiu	10000935	Integral	1963280	spot	########	2014.02.1	America/N	1.84252	GBP	AUD	Buy	7370.08	13579.52	########	1802.401
10000935	SEAN WAR	Tier 1 Bank Consortiu	10000935	Integral	1963358	spot	########	2014.02.1	America/N	1.82753	GBP	CAD	Buy	36550.6	66797.32	########	8938.689
10000935	SEAN WAR	Tier 1 Bank Consortiu	10000935	Integral	1963415	spot	########	2014.02.1	America/N	1.99695	GBP	NZD	Buy	19969.5	39878.09	########	10398.57
10000935	SEAN WAR	Tier 1 Bank Consortiu	10000935	Integral	1992958	spot	########	2014.02.1	America/N	1.8511	GBP	AUD	Buy	18511	34265.71	########	4526.986
10000935	SEAN WAR	Tier 1 Bank Consortiu	10000935	Integral	2018842	spot	########	2014.02.1	America/N	1.83664	GBP	CAD	Buy	36732.8	67464.93	########	9034.274
10000935	SEAN WAR	Tier 1 Bank Consortiu	10000935	Integral	2018866	spot	########	2014.02.1	America/N	2.00228	GBP	NZD	Buy	20022.8	40091.25	########	10485.55
10000935	SEAN WAR	Tier 1 Bank Consortiu	10000935	Integral	2020602	spot	########	2014.02.1	America/N	1.37	EUR	USD	Buy	5480	7507.6	########	397.9028
10000935	SEAN WAR	Tier 1 Bank Consortiu	10000935	Integral	2021713	spot	########	2014.02.1	America/N	1.08286	AUD	NZD	Sell	10828.6	11725.86	########	1436.683

10000935	SEAN WAR	Tier 1 Bank Consortiu	10000935	Integral	2021719	spot	########	2014.02.1	America/N	1.08312	AUD	NZD	Buy	10831.2	11731.49	########	1437.028
10000935	SEAN WAR	Tier 1 Bank Consortiu	10000935	Integral	2021734	spot	########	2014.02.1	America/N	1.50602	EUR	CAD	Buy	30120.4	45361.92	########	6067.054
10000935	SEAN WAR	Tier 1 Bank Consortiu	10000935	Integral	2021737	spot	########	2014.02.1	America/N	1.50555	EUR	CAD	Sell	30111	45333.62	3/7/2014	6065.161
10000935	SEAN WAR	Tier 1 Bank Consortiu	10000935	Integral	203137	spot	########	2013-09-3	America/N	158.917	GBP	JPY	Sell	15891700	2.53E 09	########	2.03E 08
10000935	SEAN WAR	Tier 1 Bank Consortiu	10000935	Integral	2064562	spot	########	2014.02.1	America/N	2.01105	GBP	NZD	Buy	20110.5	40443.22	########	10510.7
10000935	SEAN WAR	Tier 1 Bank Consortiu	10000935	Integral	2064675	spot	########	2014.02.1	America/N	0.91053	NZD	CAD	Sell	9105.3	8290.649	3/7/2014	2366.891
10000935	SEAN WAR	Tier 1 Bank Consortiu	10000935	Integral	2093580	spot	########	2014.02.1	America/N	1.84894	GBP	CAD	Buy	36978.8	68371.58	########	9085.264
10000935	SEAN WAR	Tier 1 Bank Consortiu	10000935	Integral	2093835	spot	########	2014.02.1	America/N	1.85337	GBP	AUD	Buy	18533.7	34349.8	########	4553.516
10000935	SEAN WAR	Tier 1 Bank Consortiu	10000935	Integral	2093869	spot	########	2014.02.1	America/N	1.52169	EUR	CAD	Buy	30433.8	46310.81	########	6152.998
10000935	SEAN WAR	Tier 1 Bank Consortiu	10000935	Integral	2105508	spot	########	2014.02.2	America/N	1.86314	GBP	AUD	Buy	18631.4	34712.91	########	4562.73
10000935	SEAN WAR	Tier 1 Bank Consortiu	10000935	Integral	2153929	spot	########	2014.02.2	America/N	1.86017	GBP	CAD	Buy	37203.4	69204.65	3/7/2014	9125.953
10000935	SEAN WAR	Tier 1 Bank Consortiu	10000935	Integral	2154303	spot	########	2014.02.2	America/N	2.01627	GBP	NZD	Buy	20162.7	40653.45	3/7/2014	10531.04
10000935	SEAN WAR	Tier 1 Bank Consortiu	10000935	Integral	2161323	spot	########	2014.02.2	America/N	0.80012	CAD	CHF	Buy	8001.2	6401.92	3/7/2014	1062.538
10000935	SEAN WAR	Tier 1 Bank Consortiu	10000935	Integral	2161344	spot	########	2014.02.2	America/N	0.91977	NZD	CAD	Sell	9197.7	8459.769	3/7/2014	2391.63
10000935	SEAN WAR	Tier 1 Bank Consortiu	10000935	Integral	2161350	spot	########	2014.02.2	America/N	1.111	USD	CAD	Buy	11110	12343.21	########	588.83
10000935	SEAN WAR	Tier 1 Bank Consortiu	10000935	Integral	2161352	spot	########	2014.02.2	America/N	1.11078	USD	CAD	Sell	11107.8	12338.32	########	588.7134
10000935	SEAN WAR	Tier 1 Bank Consortiu	10000935	Integral	2210060	spot	########	2014.02.2	America/N	0.80026	CAD	CHF	Buy	16005.2	12808.32	3/7/2014	2123.817
10000935	SEAN WAR	Tier 1 Bank Consortiu	10000935	Integral	2288045	spot	########	2014.02.2	America/N	0.79644	CAD	CHF	Sell	15928.8	12686.33	3/7/2014	2100.878
10000935	SEAN WAR	Tier 1 Bank Consortiu	10000935	Integral	2288072	spot	########	2014.02.2	America/N	0.79644	CAD	CHF	Sell	7964.4	6343.167	########	1050.439
10000935	SEAN WAR	Tier 1 Bank Consortiu	10000935	Integral	2288292	spot	########	2014.02.2	America/N	1.52873	EUR	CAD	Buy	30574.6	46740.31	3/7/2014	6149.104
10000935	SEAN WAR	Tier 1 Bank Consortiu	10000935	Integral	2288386	spot	########	2014.02.2	America/N	91.563	CAD	JPY	Sell	1831260	1.68E 08	3/7/2014	478127.2
10000935	SEAN WAR	Tier 1 Bank Consortiu	10000935	Integral	2288983	spot	########	2014.02.2	America/N	91.609	CAD	JPY	Buy	1832180	1.68E 08	3/5/2014	478367.4
10000935	SEAN WAR	Tier 1 Bank Consortiu	10000935	Integral	2291334	spot	########	2014.02.2	America/N	0.93032	NZD	CAD	Sell	18606.4	17309.91	########	4893.451
10000935	SEAN WAR	Tier 1 Bank Consortiu	10000935	Integral	2291435	spot	########	2014.02.2	America/N	0.93108	NZD	CAD	Sell	18621.6	17338.2	########	4897.448
10000935	SEAN WAR	Tier 1 Bank Consortiu	10000935	Integral	2318725	spot	########	2014.02.2	America/N	1.873	GBP	AUD	Buy	18730	35081.29	3/7/2014	4614.135
10000935	SEAN WAR	Tier 1 Bank Consortiu	10000935	Integral	2320407	spot	########	2014.02.2	America/N	0.93095	NZD	CAD	Buy	18619	17333.36	3/6/2014	4896.764
10000935	SEAN WAR	Tier 1 Bank Consortiu	10000935	Integral	2320409	spot	########	2014.02.2	America/N	0.93049	NZD	CAD	Sell	18609.8	17316.23	3/7/2014	4894.345
10000935	SEAN WAR	Tier 1 Bank Consortiu	10000935	Integral	2320563	spot	########	2014.02.2	America/N	1.38071	EUR	USD	Buy	55228.4	76254.4	3/6/2014	4041.483
10000935	SEAN WAR	Tier 1 Bank Consortiu	10000935	Integral	2320567	spot	########	2014.02.2	America/N	1.38059	EUR	USD	Sell	55223.6	76241.15	3/4/2014	4040.781
10000935	SEAN WAR	Tier 1 Bank Consortiu	10000935	Integral	2326974	spot	3/3/2014	2014.03.0	America/N	0.92692	NZD	CAD	Buy	9269.2	8591.807	3/5/2014	2429.805
10000935	SEAN WAR	Tier 1 Bank Consortiu	10000935	Integral	2327063	spot	3/3/2014	2014.03.0	America/N	0.92692	NZD	CAD	Buy	9269.2	8591.807	3/5/2014	2429.805
10000935	SEAN WAR	Tier 1 Bank Consortiu	10000935	Integral	2327295	spot	3/3/2014	2014.03.0	America/N	0.79438	CAD	CHF	Sell	7943.8	6310.396	3/7/2014	1053.963
10000935	SEAN WAR	Tier 1 Bank Consortiu	10000935	Integral	234972	spot	########	2013-10-0	America/N	157.161	GBP	JPY	Buy	1571610	2.47E 08	########	7351031
10000935	SEAN WAR	Tier 1 Bank Consortiu	10000935	Integral	234974	spot	########	2013-10-0	America/N	157.145	GBP	JPY	Sell	1571450	2.47E 08	########	7350282
10000935	SEAN WAR	Tier 1 Bank Consortiu	10000935	Integral	2351729	spot	3/3/2014	2014.03.0	America/N	1.21292	EUR	CHF	Buy	24258.4	29423.5	3/4/2014	1770.852
10000935	SEAN WAR	Tier 1 Bank Consortiu	10000935	Integral	2358771	spot	3/4/2014	2014.03.0	America/N	1.37361	EUR	USD	Sell	54944.4	75472.18	3/7/2014	4000.025
10000935	SEAN WAR	Tier 1 Bank Consortiu	10000935	Integral	240407	spot	########	2013-10-0	America/N	0.83245	NZD	USD	Sell	83245	69297.3	########	101867
10000935	SEAN WAR	Tier 1 Bank Consortiu	10000935	Integral	240411	spot	########	2013-10-0	America/N	81.035	NZD	JPY	Sell	8103500	6.57E 08	########	42169382
10000935	SEAN WAR	Tier 1 Bank Consortiu	10000935	Integral	242235	spot	########	2013-10-0	America/N	0.85521	NZD	CAD	Sell	85521	73138.41	########	222536.4
10000935	SEAN WAR	Tier 1 Bank Consortiu	10000935	Integral	242251	spot	########	2013-10-0	America/N	0.8776	CAD	CHF	Buy	87760	77018.18	########	125249.7
10000935	SEAN WAR	Tier 1 Bank Consortiu	10000935	Integral	2426573	spot	3/5/2014	2014.03.0	America/N	92.552	CAD	JPY	Buy	1851040	1.71E 08	3/6/2014	486917.6
10000935	SEAN WAR	Tier 1 Bank Consortiu	10000935	Integral	2426998	spot	3/5/2014	2014.03.0	America/N	2.12433	GBP	SGD	Sell	21243.3	45127.78	3/6/2014	5224.542
10000935	SEAN WAR	Tier 1 Bank Consortiu	10000935	Integral	2427051	spot	3/5/2014	2014.03.0	America/N	0.93038	NZD	CAD	Sell	18607.6	17312.14	3/7/2014	4906.288
10000935	SEAN WAR	Tier 1 Bank Consortiu	10000935	Integral	2466341	spot	3/6/2014	2014.03.0	America/N	93.976	CAD	JPY	Buy	1879520	1.77E 08	3/7/2014	498828.3
10000935	SEAN WAR	Tier 1 Bank Consortiu	10000935	Integral	2466593	spot	3/6/2014	2014.03.0	America/N	1.3863	EUR	USD	Buy	55452	76873.11	3/7/2014	4074.275
10000935	SEAN WAR	Tier 1 Bank Consortiu	10000935	Integral	2467802	spot	3/6/2014	2014.03.0	America/N	0.93266	NZD	CAD	Buy	18653.2	17397.09	3/7/2014	4948.38
10000935	SEAN WAR	Tier 1 Bank Consortiu	10000935	Integral	2485528	spot	3/7/2014	2014.03.0	America/N	1.39081	EUR	USD	Buy	55632.4	77374.1	3/7/2014	4100.827
10000935	SEAN WAR	Tier 1 Bank Consortiu	10000935	Integral	249881	spot	########	2013-10-0	America/N	0.90387	USD	CHF	Sell	90387	81698.1	########	47905.11
10000935	SEAN WAR	Tier 1 Bank Consortiu	10000935	Integral	249882	spot	########	2013-10-0	America/N	0.90403	USD	CHF	Buy	90403	81727.02	########	47913.59
10000935	SEAN WAR	Tier 1 Bank Consortiu	10000935	Integral	249930	spot	########	2013-10-0	America/N	93.786	CAD	JPY	Buy	9378600	8.8E 08	########	26428825
10000935	SEAN WAR	Tier 1 Bank Consortiu	10000935	Integral	256881	spot	########	2013-10-0	America/N	93.806	CAD	JPY	Buy	9380600	8.8E 08	########	26434461
10000935	SEAN WAR	Tier 1 Bank Consortiu	10000935	Integral	2591861	spot	########	2014.03.1	America/N	0.94455	NZD	CAD	Sell	94455	89217.47	########	25092.8
10000935	SEAN WAR	Tier 1 Bank Consortiu	10000935	Integral	2591871	spot	########	2014.03.1	America/N	0.78625	CAD	CHF	Buy	39312.5	30909.45	########	5191.517
10000935	SEAN WAR	Tier 1 Bank Consortiu	10000935	Integral	2592098	spot	########	2014.03.1	America/N	1.05854	AUD	NZD	Buy	52927	56025.35	########	6980.068
10000935	SEAN WAR	Tier 1 Bank Consortiu	10000935	Integral	2592142	spot	########	2014.03.1	America/N	0.87534	USD	CHF	Buy	35013.6	30648.8	########	1855.721

10000935	SEAN WAR	Tier 1 Bank Consortiu	10000935	Integral	2637370	spot	########	2014.03.1	America/N	0.94826	NZD	CAD	Buy	94826	89919.7	########	25425.83
10000935	SEAN WAR	Tier 1 Bank Consortiu	10000935	Integral	2644138	spot	########	2014.03.1	America/N	0.94262	NZD	CAD	Sell	94262	88853.25	########	25274.61
10000935	SEAN WAR	Tier 1 Bank Consortiu	10000935	Integral	2644176	spot	########	2014.03.1	America/N	0.87541	USD	CHF	Buy	87541	76634.27	########	4639.673
10000935	SEAN WAR	Tier 1 Bank Consortiu	10000935	Integral	2652686	spot	########	2014.03.1	America/N	1.05516	AUD	NZD	Sell	52758	55668.13	########	7009.742
10000935	SEAN WAR	Tier 1 Bank Consortiu	10000935	Integral	269637	spot	########	2013-10-1	America/N	0.9127	USD	CHF	Sell	91270	83302.13	########	48373.1
10000935	SEAN WAR	Tier 1 Bank Consortiu	10000935	Integral	269650	spot	########	2013-10-1	America/N	97.764	USD	JPY	Buy	9776400	9.56E 08	########	9776400
10000935	SEAN WAR	Tier 1 Bank Consortiu	10000935	Integral	269652	spot	########	2013-10-1	America/N	97.752	USD	JPY	Sell	9775200	9.56E 08	########	9775200
10000935	SEAN WAR	Tier 1 Bank Consortiu	10000935	Integral	269681	spot	########	2013-10-1	America/N	0.82512	NZD	USD	Buy	82512	68082.3	########	100081
10000935	SEAN WAR	Tier 1 Bank Consortiu	10000935	Integral	270421	spot	########	2013-10-1	America/N	0.85812	NZD	CAD	Sell	85812	73636.99	########	222729.6
10000935	SEAN WAR	Tier 1 Bank Consortiu	10000935	Integral	270435	spot	########	2013-10-1	America/N	1.69348	GBP	AUD	Buy	169348	286787.5	########	397161.4
10000935	SEAN WAR	Tier 1 Bank Consortiu	10000935	Integral	270461	spot	########	2013-10-1	America/N	1.4055	EUR	CAD	Sell	140550	197543	########	279386.3
10000935	SEAN WAR	Tier 1 Bank Consortiu	10000935	Integral	270486	spot	########	2013-10-1	America/N	0.91178	USD	CHF	Sell	91178	83134.28	########	48324.34
10000935	SEAN WAR	Tier 1 Bank Consortiu	10000935	Integral	273160	spot	########	2013-10-1	America/N	1.40499	EUR	CAD	Sell	140499	197399.7	########	279285
10000935	SEAN WAR	Tier 1 Bank Consortiu	10000935	Integral	273481	spot	########	2013-10-1	America/N	98.166	USD	JPY	Buy	9816600	9.64E 08	########	9816600
10000935	SEAN WAR	Tier 1 Bank Consortiu	10000935	Integral	274749	spot	########	2013-10-1	America/N	1.68729	GBP	AUD	Buy	168729	284694.8	########	395709.7
10000935	SEAN WAR	Tier 1 Bank Consortiu	10000935	Integral	275758	spot	########	2013-10-1	America/N	0.82811	NZD	USD	Sell	82811	68576.62	########	100807.6
10000935	SEAN WAR	Tier 1 Bank Consortiu	10000935	Integral	2764358	spot	########	2014.03.1	America/N	0.96437	NZD	CAD	Buy	96437	93000.95	########	26020.79
10000935	SEAN WAR	Tier 1 Bank Consortiu	10000935	Integral	2764544	spot	########	2014.03.1	America/N	0.96362	NZD	CAD	Buy	96362	92856.35	########	26000.55
10000935	SEAN WAR	Tier 1 Bank Consortiu	10000935	Integral	2764548	spot	########	2014.03.1	America/N	0.96326	NZD	CAD	Sell	96326	92786.98	########	25990.84
10000935	SEAN WAR	Tier 1 Bank Consortiu	10000935	Integral	277898	spot	########	2013-10-1	America/N	1.68633	GBP	AUD	Sell	168633	284370.9	########	395298.6
10000935	SEAN WAR	Tier 1 Bank Consortiu	10000935	Integral	277918	spot	########	2013-10-1	America/N	1.6868	GBP	AUD	Buy	168680	284529.4	########	395408.8
10000935	SEAN WAR	Tier 1 Bank Consortiu	10000935	Integral	2781112	spot	########	2014.03.2	America/N	0.78401	CAD	CHF	Buy	78401	61467.17	########	10243.03
10000935	SEAN WAR	Tier 1 Bank Consortiu	10000935	Integral	2781113	spot	########	2014.03.2	America/N	1.93106	GBP	NZD	Buy	19310.6	37289.93	########	9978.701
10000935	SEAN WAR	Tier 1 Bank Consortiu	10000935	Integral	2784177	spot	########	2014.03.2	America/N	0.78334	CAD	CHF	Buy	15666.8	12272.43	########	2046.856
10000935	SEAN WAR	Tier 1 Bank Consortiu	10000935	Integral	2784180	spot	########	2014.03.2	America/N	0.78305	CAD	CHF	Sell	15661	12263.35	########	2046.098
10000935	SEAN WAR	Tier 1 Bank Consortiu	10000935	Integral	2810674	spot	########	2014.03.2	America/N	1.85576	GBP	CAD	Buy	92788	172192.3	########	22518.69
10000935	SEAN WAR	Tier 1 Bank Consortiu	10000935	Integral	2810677	spot	########	2014.03.2	America/N	1.85557	GBP	CAD	Sell	92778.5	172157	########	22516.38
10000935	SEAN WAR	Tier 1 Bank Consortiu	10000935	Integral	2815744	spot	########	2014.03.2	America/N	1.06176	AUD	NZD	Buy	53088	56366.71	########	7093.388
10000935	SEAN WAR	Tier 1 Bank Consortiu	10000935	Integral	2815894	spot	########	2014.03.2	America/N	0.95941	NZD	CAD	Sell	95941	92046.75	########	25667.74
10000935	SEAN WAR	Tier 1 Bank Consortiu	10000935	Integral	282571	spot	########	2013-10-1	America/N	1.68459	GBP	AUD	Buy	168459	283784.3	########	394890.7
10000935	SEAN WAR	Tier 1 Bank Consortiu	10000935	Integral	2833046	spot	########	2014.03.2	America/N	1.84723	GBP	CAD	Sell	92361.5	170612.9	########	22394.81
10000935	SEAN WAR	Tier 1 Bank Consortiu	10000935	Integral	2861493	spot	########	2014.03.2	America/N	1.06805	AUD	NZD	Buy	53402.5	57036.54	########	7162.1
10000935	SEAN WAR	Tier 1 Bank Consortiu	10000935	Integral	2863910	spot	########	2014.03.2	America/N	1.45778	GBP	CHF	Buy	72889	106256.1	########	17667.98
10000935	SEAN WAR	Tier 1 Bank Consortiu	10000935	Integral	2877374	spot	########	2014.03.2	America/N	0.95692	NZD	CAD	Sell	95692	91569.59	########	25626.59
10000935	SEAN WAR	Tier 1 Bank Consortiu	10000935	Integral	2893883	spot	########	2014.03.2	America/N	1.07055	AUD	NZD	Buy	53527.5	57303.87	########	7196.962
10000935	SEAN WAR	Tier 1 Bank Consortiu	10000935	Integral	2894201	spot	########	2014.03.2	America/N	0.95514	NZD	CAD	Sell	95514	91229.24	4/2/2014	25578.92
10000935	SEAN WAR	Tier 1 Bank Consortiu	10000935	Integral	291280	spot	########	2013-10-1	America/N	0.83728	NZD	USD	Sell	83728	70103.78	########	103052.6
10000935	SEAN WAR	Tier 1 Bank Consortiu	10000935	Integral	291304	spot	########	2013-10-1	America/N	1.68398	GBP	AUD	Buy	168398	283578.9	########	396431
10000935	SEAN WAR	Tier 1 Bank Consortiu	10000935	Integral	2930550	spot	########	2014.03.2	America/N	1.84262	GBP	CAD	Sell	92131	169762.4	########	22433.73
10000935	SEAN WAR	Tier 1 Bank Consortiu	10000935	Integral	2930592	spot	########	2014.03.2	America/N	1.07276	AUD	NZD	Buy	53638	57540.7	4/2/2014	7273.321
10000935	SEAN WAR	Tier 1 Bank Consortiu	10000935	Integral	293174	spot	########	2013-10-1	America/N	1.67569	GBP	AUD	Buy	167569	280793.7	########	393371
10000935	SEAN WAR	Tier 1 Bank Consortiu	10000935	Integral	293998	spot	########	2013-10-1	America/N	1.67789	GBP	AUD	Buy	335578	563063	########	787774.9
10000935	SEAN WAR	Tier 1 Bank Consortiu	10000935	Integral	2944399	spot	########	2014.03.2	America/N	1.53504	EUR	CAD	Buy	76752	117817.4	########	15553.55
10000935	SEAN WAR	Tier 1 Bank Consortiu	10000935	Integral	2944401	spot	########	2014.03.2	America/N	1.53484	EUR	CAD	Sell	76742	117786.7	########	15551.52
10000935	SEAN WAR	Tier 1 Bank Consortiu	10000935	Integral	2944459	spot	########	2014.03.2	America/N	1.92739	GBP	NZD	Buy	154191.2	297186.6	4/2/2014	79943.33
10000935	SEAN WAR	Tier 1 Bank Consortiu	10000935	Integral	2946665	spot	########	2014.03.2	America/N	1.83984	GBP	CAD	Sell	91992	169250.6	########	22399.88
10000935	SEAN WAR	Tier 1 Bank Consortiu	10000935	Integral	2955247	spot	########	2014.03.2	America/N	1.52862	EUR	CAD	Sell	76431	116834	########	15436.82
10000935	SEAN WAR	Tier 1 Bank Consortiu	10000935	Integral	2957304	spot	########	2014.03.2	America/N	1.92114	GBP	NZD	Sell	76845.6	147631.2	########	39958.71
10000935	SEAN WAR	Tier 1 Bank Consortiu	10000935	Integral	2957305	spot	########	2014.03.2	America/N	1.92149	GBP	NZD	Buy	76859.6	147685	4/2/2014	39965.99
10000935	SEAN WAR	Tier 1 Bank Consortiu	10000935	Integral	2960851	spot	########	2014.03.2	America/N	1.83713	GBP	CAD	Sell	91856.5	168752.3	########	22432.38
10000935	SEAN WAR	Tier 1 Bank Consortiu	10000935	Integral	2988111	spot	########	2014.03.2	America/N	1.91725	GBP	NZD	Buy	38345	73516.95	4/2/2014	19938.9
10000935	SEAN WAR	Tier 1 Bank Consortiu	10000935	Integral	2988112	spot	########	2014.03.2	America/N	1.91665	GBP	NZD	Sell	38333	73470.94	4/2/2014	19932.66
10000935	SEAN WAR	Tier 1 Bank Consortiu	10000935	Integral	2989961	spot	########	2014.03.2	America/N	1.83071	GBP	CAD	Sell	91535.5	167575	4/4/2014	22353.99
10000935	SEAN WAR	Tier 1 Bank Consortiu	10000935	Integral	2989978	spot	########	2014.03.2	America/N	0.95582	NZD	CAD	Buy	28674.6	27407.76	4/1/2014	7783.699
10000935	SEAN WAR	Tier 1 Bank Consortiu	10000935	Integral	2989979	spot	########	2014.03.2	America/N	0.95549	NZD	CAD	Sell	28664.7	27388.83	4/1/2014	7781.011

10000935	SEAN WAR	Tier 1 Bank Consortiu	10000935	Integral	302097	spot	########	2013-10-1	America/N	82.512	NZD	JPY	Sell	16502400	1.36E 09	########	86272435
10000935	SEAN WAR	Tier 1 Bank Consortiu	10000935	Integral	3023005	spot	########	2014.03.3	America/N	1.92016	GBP	NZD	Sell	153612.8	294961.2	########	80157.92
10000935	SEAN WAR	Tier 1 Bank Consortiu	10000935	Integral	3023019	spot	########	2014.03.3	America/N	1.92016	GBP	NZD	Sell	76806.4	147480.6	########	40078.96
10000935	SEAN WAR	Tier 1 Bank Consortiu	10000935	Integral	303714	spot	########	2013-10-1	America/N	0.86868	NZD	CAD	Sell	173736	150921	########	457711.1
10000935	SEAN WAR	Tier 1 Bank Consortiu	10000935	Integral	304539	spot	########	2013-10-1	America/N	0.84049	NZD	USD	Sell	168098	141284.7	########	207688.5
10000935	SEAN WAR	Tier 1 Bank Consortiu	10000935	Integral	3052369	spot	########	2014.03.3	America/N	1.66504	GBP	USD	Sell	83252	138617.9	4/3/2014	7346.749
10000935	SEAN WAR	Tier 1 Bank Consortiu	10000935	Integral	3115783	spot	4/2/2014	2014.04.0	America/N	1.94332	GBP	NZD	Buy	155465.6	302119.4	########	80939.83
10000935	SEAN WAR	Tier 1 Bank Consortiu	10000935	Integral	3115792	spot	4/2/2014	2014.04.0	America/N	1.94344	GBP	NZD	Buy	77737.6	151078.4	########	40472.41
10000935	SEAN WAR	Tier 1 Bank Consortiu	10000935	Integral	3115982	spot	4/2/2014	2014.04.0	America/N	0.94497	NZD	CAD	Sell	94497	89296.83	########	25311
10000935	SEAN WAR	Tier 1 Bank Consortiu	10000935	Integral	3116241	spot	4/2/2014	2014.04.0	America/N	1.08061	AUD	NZD	Buy	54030.5	58385.9	########	7339.252
10000935	SEAN WAR	Tier 1 Bank Consortiu	10000935	Integral	313768	spot	########	2013-10-1	America/N	1.66949	GBP	AUD	Buy	333898	557439.4	########	781867.7
10000935	SEAN WAR	Tier 1 Bank Consortiu	10000935	Integral	315308	spot	########	2013-10-1	America/N	83.219	NZD	JPY	Sell	16643800	1.39E 09	########	88335837
10000935	SEAN WAR	Tier 1 Bank Consortiu	10000935	Integral	316197	spot	########	2013-10-1	America/N	1.67366	GBP	AUD	Buy	334732	560227.6	########	794547.5
10000935	SEAN WAR	Tier 1 Bank Consortiu	10000935	Integral	316199	spot	########	2013-10-1	America/N	1.67373	GBP	AUD	Sell	334746	560274.4	########	794580.7
10000935	SEAN WAR	Tier 1 Bank Consortiu	10000935	Integral	316719	spot	########	2013-10-1	America/N	0.84336	NZD	USD	Sell	168672	142251.2	########	209109.3
10000935	SEAN WAR	Tier 1 Bank Consortiu	10000935	Integral	3188910	spot	4/4/2014	2014.04.0	America/N	1.81942	GBP	CAD	Sell	90971	165514.5	########	22185.37
10000935	SEAN WAR	Tier 1 Bank Consortiu	10000935	Integral	3199146	spot	4/7/2014	2014.04.0	America/N	89.04	NZD	JPY	Buy	7123200	6.34E 08	########	3826372
10000935	SEAN WAR	Tier 1 Bank Consortiu	10000935	Integral	3199151	spot	4/7/2014	2014.04.0	America/N	89.025	NZD	JPY	Sell	7122000	6.34E 08	########	3825728
10000935	SEAN WAR	Tier 1 Bank Consortiu	10000935	Integral	323331	spot	########	2013-10-1	America/N	0.84892	NZD	USD	Sell	169784	144133	########	211875.6
10000935	SEAN WAR	Tier 1 Bank Consortiu	10000935	Integral	323352	spot	########	2013-10-1	America/N	0.87498	NZD	CAD	Sell	174996	153118	########	465878.1
10000935	SEAN WAR	Tier 1 Bank Consortiu	10000935	Integral	324498	spot	########	2013-10-1	America/N	0.87738	NZD	CAD	Buy	175476	153959.1	########	467156
10000935	SEAN WAR	Tier 1 Bank Consortiu	10000935	Integral	324499	spot	########	2013-10-1	America/N	0.87697	NZD	CAD	Sell	175394	153815.3	########	466937.7
10000935	SEAN WAR	Tier 1 Bank Consortiu	10000935	Integral	324504	spot	########	2013-10-1	America/N	0.8523	NZD	USD	Buy	170460	145283.1	########	213566.1
10000935	SEAN WAR	Tier 1 Bank Consortiu	10000935	Integral	324505	spot	########	2013-10-1	America/N	0.85213	NZD	USD	Sell	170246	145071.7	########	213255.4
10000935	SEAN WAR	Tier 1 Bank Consortiu	10000935	Integral	324509	spot	########	2013-10-1	America/N	83.374	NZD	JPY	Buy	16674800	1.39E 09	########	88500367
10000935	SEAN WAR	Tier 1 Bank Consortiu	10000935	Integral	324510	spot	########	2013-10-1	America/N	83.355	NZD	JPY	Sell	16671000	1.39E 09	########	88480199
10000935	SEAN WAR	Tier 1 Bank Consortiu	10000935	Integral	325505	spot	########	2013-10-1	America/N	0.85054	NZD	USD	Sell	85054	72341.83	########	106342.5
10000935	SEAN WAR	Tier 1 Bank Consortiu	10000935	Integral	325506	spot	########	2013-10-1	America/N	0.85074	NZD	USD	Buy	85074	72375.85	########	106392.5
10000935	SEAN WAR	Tier 1 Bank Consortiu	10000935	Integral	3264217	spot	4/8/2014	2014.04.0	America/N	0.86682	NZD	USD	Sell	86682	75137.69	########	11045.24
10000935	SEAN WAR	Tier 1 Bank Consortiu	10000935	Integral	3264285	spot	4/8/2014	2014.04.0	America/N	0.867	NZD	USD	Buy	17340	15033.78	########	2209.966
10000935	SEAN WAR	Tier 1 Bank Consortiu	10000935	Integral	3264287	spot	4/8/2014	2014.04.0	America/N	0.86687	NZD	USD	Sell	17337.4	15029.27	########	2209.303
10000935	SEAN WAR	Tier 1 Bank Consortiu	10000935	Integral	333978	spot	########	2013-10-1	America/N	0.84973	NZD	USD	Sell	169946	144408.2	########	212280.1
10000935	SEAN WAR	Tier 1 Bank Consortiu	10000935	Integral	333982	spot	########	2013-10-1	America/N	0.84994	NZD	USD	Buy	169988	144479.6	########	212385
10000935	SEAN WAR	Tier 1 Bank Consortiu	10000935	Integral	333983	spot	########	2013-10-1	America/N	0.84974	NZD	USD	Sell	169948	144411.6	########	212285.1
10000935	SEAN WAR	Tier 1 Bank Consortiu	10000935	Integral	3397136	spot	########	2014.04.1	America/N	1.08617	AUD	NZD	Sell	21723.4	23595.31	########	3006.05
10000935	SEAN WAR	Tier 1 Bank Consortiu	10000935	Integral	342040	spot	########	2013-10-2	America/N	0.84738	NZD	USD	Buy	169476	143610.6	########	211107.5
10000935	SEAN WAR	Tier 1 Bank Consortiu	10000935	Integral	342043	spot	########	2013-10-2	America/N	0.84706	NZD	USD	Sell	169412	143502.1	########	210948.1
10000935	SEAN WAR	Tier 1 Bank Consortiu	10000935	Integral	3444726	spot	########	2014.04.1	America/N	0.87983	USD	CHF	Buy	79184.7	69669.07	########	4196.789
10000935	SEAN WAR	Tier 1 Bank Consortiu	10000935	Integral	3444730	spot	########	2014.04.1	America/N	0.87971	USD	CHF	Sell	17594.2	15477.79	########	932.4926
10000935	SEAN WAR	Tier 1 Bank Consortiu	10000935	Integral	3444731	spot	########	2014.04.1	America/N	0.87984	USD	CHF	Buy	17596.8	15482.37	########	932.6304
10000935	SEAN WAR	Tier 1 Bank Consortiu	10000935	Integral	3463602	spot	########	2014.04.1	America/N	1.09004	AUD	NZD	Sell	54502	59409.36	########	7505.849
10000935	SEAN WAR	Tier 1 Bank Consortiu	10000935	Integral	3494526	spot	########	2014.04.1	America/N	1.95008	GBP	NZD	Buy	156006.4	304225	########	82078.35
10000935	SEAN WAR	Tier 1 Bank Consortiu	10000935	Integral	3510819	spot	########	2014.04.1	America/N	1.95724	GBP	NZD	Buy	156579.2	306463.1	########	82379.71
10000935	SEAN WAR	Tier 1 Bank Consortiu	10000935	Integral	3510826	spot	########	2014.04.1	America/N	1.95708	GBP	NZD	Buy	78283.2	153206.5	########	41186.49
10000935	SEAN WAR	Tier 1 Bank Consortiu	10000935	Integral	353762	spot	########	2013-10-2	America/N	0.85132	NZD	USD	Sell	170264	144949.1	########	213075.2
10000935	SEAN WAR	Tier 1 Bank Consortiu	10000935	Integral	354004	spot	########	2013-10-2	America/N	0.85165	NZD	USD	Sell	170330	145061.5	########	213240.5
10000935	SEAN WAR	Tier 1 Bank Consortiu	10000935	Integral	354007	spot	########	2013-10-2	America/N	0.85174	NZD	USD	Buy	170348	145092.2	########	213285.5
10000935	SEAN WAR	Tier 1 Bank Consortiu	10000935	Integral	354008	spot	########	2013-10-2	America/N	0.85155	NZD	USD	Sell	170310	145027.5	########	213190.4
10000935	SEAN WAR	Tier 1 Bank Consortiu	10000935	Integral	3544532	spot	########	2014.04.2	America/N	1.03025	AUD	CAD	Buy	103025	106141.5	########	14150.43
10000935	SEAN WAR	Tier 1 Bank Consortiu	10000935	Integral	3544533	spot	########	2014.04.2	America/N	1.03	AUD	CAD	Sell	103000	106090	########	14146.99
10000935	SEAN WAR	Tier 1 Bank Consortiu	10000935	Integral	3547258	spot	########	2014.04.2	America/N	0.82115	EUR	GBP	Buy	82115	67428.73	########	6007.632
10000935	SEAN WAR	Tier 1 Bank Consortiu	10000935	Integral	3547259	spot	########	2014.04.2	America/N	0.82102	EUR	GBP	Sell	41051	33703.69	########	3003.34
10000935	SEAN WAR	Tier 1 Bank Consortiu	10000935	Integral	3547260	spot	########	2014.04.2	America/N	0.82118	EUR	GBP	Buy	41059	33716.83	########	3003.926
10000935	SEAN WAR	Tier 1 Bank Consortiu	10000935	Integral	355170	spot	########	2013-10-2	America/N	0.87567	NZD	CAD	Sell	175134	153359.6	########	459886.7
10000935	SEAN WAR	Tier 1 Bank Consortiu	10000935	Integral	355171	spot	########	2013-10-2	America/N	0.87632	NZD	CAD	Buy	175264	153587.3	########	460228.1

10000935	SEAN WAR	Tier 1 Bank Consortiu	10000935	Integral	355172	spot	########	2013-10-2	America/N	0.87565	NZD	CAD	Sell	175130	153352.6	########	459876.2
10000935	SEAN WAR	Tier 1 Bank Consortiu	10000935	Integral	355739	spot	########	2013-10-2	America/N	0.85151	NZD	USD	Buy	170302	145013.9	########	213170.4
10000935	SEAN WAR	Tier 1 Bank Consortiu	10000935	Integral	3572802	spot	########	2014.04.2	America/N	1.85596	GBP	CAD	Sell	167036.4	310012.9	########	41309.01
10000935	SEAN WAR	Tier 1 Bank Consortiu	10000935	Integral	3572803	spot	########	2014.04.2	America/N	1.85629	GBP	CAD	Buy	55688.7	103374.4	########	13772.12
10000935	SEAN WAR	Tier 1 Bank Consortiu	10000935	Integral	3572811	spot	########	2014.04.2	America/N	1.85601	GBP	CAD	Sell	55680.3	103343.2	########	13770.04
10000935	SEAN WAR	Tier 1 Bank Consortiu	10000935	Integral	357646	spot	########	2013-10-2	America/N	0.84611	NZD	USD	Sell	169222	143180.4	########	210475.2
10000935	SEAN WAR	Tier 1 Bank Consortiu	10000935	Integral	357649	spot	########	2013-10-2	America/N	0.84628	NZD	USD	Buy	169256	143238	########	210559.8
10000935	SEAN WAR	Tier 1 Bank Consortiu	10000935	Integral	357652	spot	########	2013-10-2	America/N	0.84608	NZD	USD	Sell	169216	143170.3	########	210460.3
10000935	SEAN WAR	Tier 1 Bank Consortiu	10000935	Integral	3581768	spot	########	2014.04.2	America/N	1.07994	AUD	NZD	Sell	32398.2	34988.11	5/2/2014	4423.681
10000935	SEAN WAR	Tier 1 Bank Consortiu	10000935	Integral	3581769	spot	########	2014.04.2	America/N	1.08025	AUD	NZD	Buy	32407.5	35008.2	5/8/2014	4424.951
10000935	SEAN WAR	Tier 1 Bank Consortiu	10000935	Integral	358210	spot	########	2013-10-2	America/N	97.378	USD	JPY	Buy	19475600	1.9E 09	########	19475600
10000935	SEAN WAR	Tier 1 Bank Consortiu	10000935	Integral	358212	spot	########	2013-10-2	America/N	97.359	USD	JPY	Sell	19471800	1.9E 09	########	19471800
10000935	SEAN WAR	Tier 1 Bank Consortiu	10000935	Integral	358213	spot	########	2013-10-2	America/N	97.372	USD	JPY	Buy	19474400	1.9E 09	########	19474400
10000935	SEAN WAR	Tier 1 Bank Consortiu	10000935	Integral	358260	spot	########	2013-10-2	America/N	0.86924	CAD	CHF	Buy	173848	151115.6	########	245987.6
10000935	SEAN WAR	Tier 1 Bank Consortiu	10000935	Integral	358270	spot	########	2013-10-2	America/N	0.86887	CAD	CHF	Sell	173774	150987	########	245882.9
10000935	SEAN WAR	Tier 1 Bank Consortiu	10000935	Integral	358271	spot	########	2013-10-2	America/N	0.86925	CAD	CHF	Buy	173850	151119.1	########	245990.5
10000935	SEAN WAR	Tier 1 Bank Consortiu	10000935	Integral	358277	spot	########	2013-10-2	America/N	1.4183	EUR	CAD	Sell	283660	402315	########	574703
10000935	SEAN WAR	Tier 1 Bank Consortiu	10000935	Integral	358284	spot	########	2013-10-2	America/N	1.4185	EUR	CAD	Buy	283700	402428.5	########	574784
10000935	SEAN WAR	Tier 1 Bank Consortiu	10000935	Integral	358289	spot	########	2013-10-2	America/N	1.41834	EUR	CAD	Sell	283668	402337.7	########	574719.2
10000935	SEAN WAR	Tier 1 Bank Consortiu	10000935	Integral	358293	spot	########	2013-10-2	America/N	1.671745	GBP	CAD	Sell	334349	558946.3	########	794621.4
10000935	SEAN WAR	Tier 1 Bank Consortiu	10000935	Integral	358295	spot	########	2013-10-2	America/N	1.6719	GBP	CAD	Buy	334380	559049.9	########	794695
10000935	SEAN WAR	Tier 1 Bank Consortiu	10000935	Integral	358297	spot	########	2013-10-2	America/N	1.671655	GBP	CAD	Sell	334331	558886.1	########	794578.6
10000935	SEAN WAR	Tier 1 Bank Consortiu	10000935	Integral	358352	spot	########	2013-10-2	America/N	0.84315	NZD	USD	Sell	168630	142180.4	########	209005.2
10000935	SEAN WAR	Tier 1 Bank Consortiu	10000935	Integral	358353	spot	########	2013-10-2	America/N	0.84341	NZD	USD	Buy	168682	142268.1	########	209134.1
10000935	SEAN WAR	Tier 1 Bank Consortiu	10000935	Integral	3606745	spot	########	2014.04.2	America/N	0.8004	CAD	CHF	Buy	80040	64064.02	5/7/2014	10657.5
10000935	SEAN WAR	Tier 1 Bank Consortiu	10000935	Integral	3606746	spot	########	2014.04.2	America/N	0.80015	CAD	CHF	Sell	40007.5	32012	5/7/2014	5327.086
10000935	SEAN WAR	Tier 1 Bank Consortiu	10000935	Integral	3606747	spot	########	2014.04.2	America/N	0.8004	CAD	CHF	Buy	40020	32032.01	5/7/2014	5328.75
10000935	SEAN WAR	Tier 1 Bank Consortiu	10000935	Integral	365031	spot	########	2013-10-2	America/N	0.86549	CAD	CHF	Sell	173098	149814.6	########	244926.4
10000935	SEAN WAR	Tier 1 Bank Consortiu	10000935	Integral	365035	spot	########	2013-10-2	America/N	0.86573	CAD	CHF	Buy	173146	149897.7	########	244994.3
10000935	SEAN WAR	Tier 1 Bank Consortiu	10000935	Integral	365147	spot	########	2013-10-2	America/N	1.42144	EUR	CAD	Buy	284288	404098.3	########	575975.3
10000935	SEAN WAR	Tier 1 Bank Consortiu	10000935	Integral	365148	spot	########	2013-10-2	America/N	1.42124	EUR	CAD	Sell	284248	403984.6	########	575894.3
10000935	SEAN WAR	Tier 1 Bank Consortiu	10000935	Integral	367180	spot	########	2013-10-2	America/N	0.85829	CAD	CHF	Buy	171658	147332.3	########	242888.9
10000935	SEAN WAR	Tier 1 Bank Consortiu	10000935	Integral	367181	spot	########	2013-10-2	America/N	0.85806	CAD	CHF	Sell	171612	147253.4	########	242823.8
10000935	SEAN WAR	Tier 1 Bank Consortiu	10000935	Integral	367255	spot	########	2013-10-2	America/N	1.43182	EUR	CAD	Buy	286364	410021.7	########	580181.3
10000935	SEAN WAR	Tier 1 Bank Consortiu	10000935	Integral	367256	spot	########	2013-10-2	America/N	1.4316	EUR	CAD	Sell	286320	409895.7	########	580092.2
10000935	SEAN WAR	Tier 1 Bank Consortiu	10000935	Integral	368434	spot	########	2013-10-2	America/N	0.83888	NZD	USD	Buy	83888	70371.97	########	103446.8
10000935	SEAN WAR	Tier 1 Bank Consortiu	10000935	Integral	368435	spot	########	2013-10-2	America/N	0.83863	NZD	USD	Sell	83863	70330.03	########	103385.1
10000935	SEAN WAR	Tier 1 Bank Consortiu	10000935	Integral	3699896	spot	########	2014.04.2	America/N	1.96992	GBP	NZD	Buy	157593.6	310446.8	6/4/2014	82405.35
10000935	SEAN WAR	Tier 1 Bank Consortiu	10000935	Integral	3699902	spot	########	2014.04.2	America/N	1.96993	GBP	NZD	Buy	78797.2	155225	########	41454.45
10000935	SEAN WAR	Tier 1 Bank Consortiu	10000935	Integral	3699911	spot	########	2014.04.2	America/N	0.94134	NZD	CAD	Sell	94134	88612.1	########	25154.84
10000935	SEAN WAR	Tier 1 Bank Consortiu	10000935	Integral	3700415	spot	########	2014.04.2	America/N	102.447	USD	JPY	Buy	102447	10495388	5/6/2014	5429.691
10000935	SEAN WAR	Tier 1 Bank Consortiu	10000935	Integral	3700416	spot	########	2014.04.2	America/N	102.434	USD	JPY	Sell	102434	10492724	5/6/2014	5429.002
10000935	SEAN WAR	Tier 1 Bank Consortiu	10000935	Integral	370462	spot	########	2013-10-2	America/N	1.43593	EUR	CAD	Buy	287186	412379	########	582733.3
10000935	SEAN WAR	Tier 1 Bank Consortiu	10000935	Integral	370699	spot	########	2013-10-2	America/N	1.4306	EUR	CAD	Buy	143060	204661.6	########	290285.1
10000935	SEAN WAR	Tier 1 Bank Consortiu	10000935	Integral	370700	spot	########	2013-10-2	America/N	1.43037	EUR	CAD	Sell	143037	204595.8	########	290238.5
10000935	SEAN WAR	Tier 1 Bank Consortiu	10000935	Integral	370702	spot	########	2013-10-2	America/N	1.43064	EUR	CAD	Buy	286128	409346.2	########	580586.5
10000935	SEAN WAR	Tier 1 Bank Consortiu	10000935	Integral	370703	spot	########	2013-10-2	America/N	1.43041	EUR	CAD	Sell	286082	409214.6	########	580493.1
10000935	SEAN WAR	Tier 1 Bank Consortiu	10000935	Integral	370704	spot	########	2013-10-2	America/N	0.8598	CAD	CHF	Buy	171960	147851.2	########	242324.9
10000935	SEAN WAR	Tier 1 Bank Consortiu	10000935	Integral	370705	spot	########	2013-10-2	America/N	0.85947	CAD	CHF	Sell	171894	147737.7	########	242231.9
10000935	SEAN WAR	Tier 1 Bank Consortiu	10000935	Integral	3725364	spot	########	2014.04.2	America/N	0.85455	NZD	USD	Sell	85455	73025.57	########	10734.76
10000935	SEAN WAR	Tier 1 Bank Consortiu	10000935	Integral	3725367	spot	########	2014.04.2	America/N	0.85455	NZD	USD	Sell	85455	73025.57	########	10734.76
10000935	SEAN WAR	Tier 1 Bank Consortiu	10000935	Integral	376403	spot	########	2013-10-2	America/N	1.43571	EUR	CAD	Sell	287142	412252.6	########	582644
10000935	SEAN WAR	Tier 1 Bank Consortiu	10000935	Integral	376416	spot	########	2013-10-2	America/N	1.43585	EUR	CAD	Buy	287170	412333	########	582700.8
10000935	SEAN WAR	Tier 1 Bank Consortiu	10000935	Integral	376420	spot	########	2013-10-2	America/N	1.4355	EUR	CAD	Sell	287100	412132.1	########	582558.8
10000935	SEAN WAR	Tier 1 Bank Consortiu	10000935	Integral	379804	spot	########	2013-10-2	America/N	1.43862	EUR	CAD	Buy	287724	413925.5	########	583824.9

10000935	SEAN WAR	Tier 1 Bank Consortiu	10000935	Integral	379805	spot	########	2013-10-2	America/N	1.43842	EUR	CAD	Sell	287684	413810.4	########	583743.8
10000935	SEAN WAR	Tier 1 Bank Consortiu	10000935	Integral	3830415	spot	5/5/2014	2014.05.0	America/N	0.86732	NZD	USD	Buy	52039.2	45134.64	5/6/2014	6634.792
10000935	SEAN WAR	Tier 1 Bank Consortiu	10000935	Integral	3830418	spot	5/5/2014	2014.05.0	America/N	0.86657	NZD	USD	Sell	51994.2	45056.61	5/9/2014	6623.322
10000935	SEAN WAR	Tier 1 Bank Consortiu	10000935	Integral	3830429	spot	5/5/2014	2014.05.0	America/N	0.86732	NZD	USD	Buy	86732	75224.4	5/6/2014	11057.99
10000935	SEAN WAR	Tier 1 Bank Consortiu	10000935	Integral	3830473	spot	5/5/2014	2014.05.0	America/N	0.95132	NZD	CAD	Sell	95132	90500.97	5/7/2014	25827.98
10000935	SEAN WAR	Tier 1 Bank Consortiu	10000935	Integral	3830479	spot	5/5/2014	2014.05.0	America/N	0.95132	NZD	CAD	Sell	95132	90500.97	5/7/2014	25827.98
10000935	SEAN WAR	Tier 1 Bank Consortiu	10000935	Integral	3831288	spot	5/5/2014	2014.05.0	America/N	0.86703	NZD	USD	Buy	86703	75174.1	5/6/2014	11050.59
10000935	SEAN WAR	Tier 1 Bank Consortiu	10000935	Integral	3855208	spot	5/5/2014	2014.05.0	America/N	0.79894	CAD	CHF	Buy	79894	63830.51	5/6/2014	10713.27
10000935	SEAN WAR	Tier 1 Bank Consortiu	10000935	Integral	3855259	spot	5/5/2014	2014.05.0	America/N	0.79866	CAD	CHF	Sell	23959.8	19135.73	5/6/2014	3212.853
10000935	SEAN WAR	Tier 1 Bank Consortiu	10000935	Integral	3855264	spot	5/5/2014	2014.05.0	America/N	0.79886	CAD	CHF	Buy	23959.8	19140.53	5/6/2014	3212.853
10000935	SEAN WAR	Tier 1 Bank Consortiu	10000935	Integral	3902413	spot	5/6/2014	2014.05.0	America/N	0.87635	NZD	USD	Buy	87635	76798.93	########	11289.44
10000935	SEAN WAR	Tier 1 Bank Consortiu	10000935	Integral	3902415	spot	5/6/2014	2014.05.0	America/N	0.87637	NZD	USD	Buy	87637	76802.44	########	11289.96
10000935	SEAN WAR	Tier 1 Bank Consortiu	10000935	Integral	3902427	spot	5/6/2014	2014.05.0	America/N	0.87645	NZD	USD	Buy	52587	46089.88	########	6775.212
10000935	SEAN WAR	Tier 1 Bank Consortiu	10000935	Integral	3919555	spot	5/7/2014	2014.05.0	America/N	0.94566	NZD	CAD	Sell	94566	89427.28	5/8/2014	25675.79
10000935	SEAN WAR	Tier 1 Bank Consortiu	10000935	Integral	3919556	spot	5/7/2014	2014.05.0	America/N	0.94568	NZD	CAD	Sell	94568	89431.07	5/8/2014	25676.33
10000935	SEAN WAR	Tier 1 Bank Consortiu	10000935	Integral	3934510	spot	5/7/2014	2014.05.0	America/N	1.6965	GBP	USD	Sell	169650	287811.2	5/9/2014	15253.99
10000935	SEAN WAR	Tier 1 Bank Consortiu	10000935	Integral	3934518	spot	5/7/2014	2014.05.0	America/N	1.69665	GBP	USD	Buy	84832.5	143931.1	5/9/2014	7628.346
10000935	SEAN WAR	Tier 1 Bank Consortiu	10000935	Integral	3934522	spot	5/7/2014	2014.05.0	America/N	1.69652	GBP	USD	Sell	84826	143909	5/9/2014	7627.177
10000935	SEAN WAR	Tier 1 Bank Consortiu	10000935	Integral	3934525	spot	5/7/2014	2014.05.0	America/N	0.87539	USD	CHF	Buy	87539	76630.77	5/8/2014	4639.567
10000935	SEAN WAR	Tier 1 Bank Consortiu	10000935	Integral	3934528	spot	5/7/2014	2014.05.0	America/N	0.87522	USD	CHF	Sell	43761	38300.5	5/8/2014	2319.333
10000935	SEAN WAR	Tier 1 Bank Consortiu	10000935	Integral	3934531	spot	5/7/2014	2014.05.0	America/N	0.87536	USD	CHF	Buy	43768	38312.76	5/8/2014	2319.704
10000935	SEAN WAR	Tier 1 Bank Consortiu	10000935	Integral	3946491	spot	5/8/2014	2014.05.0	America/N	1.08271	AUD	NZD	Buy	54135.5	58613.05	########	7458.559
10000935	SEAN WAR	Tier 1 Bank Consortiu	10000935	Integral	3969340	spot	5/8/2014	2014.05.0	America/N	0.94024	NZD	CAD	Sell	94024	88405.13	5/9/2014	25437.4
10000935	SEAN WAR	Tier 1 Bank Consortiu	10000935	Integral	3969341	spot	5/8/2014	2014.05.0	America/N	0.94032	NZD	CAD	Sell	94032	88420.17	5/9/2014	25439.56
10000935	SEAN WAR	Tier 1 Bank Consortiu	10000935	Integral	3978527	spot	5/9/2014	2014.05.0	America/N	0.93593	NZD	CAD	Sell	93593	87596.5	########	25209.48
10000935	SEAN WAR	Tier 1 Bank Consortiu	10000935	Integral	3978528	spot	5/9/2014	2014.05.0	America/N	0.93593	NZD	CAD	Sell	93593	87596.5	########	25209.48
10000935	SEAN WAR	Tier 1 Bank Consortiu	10000935	Integral	3979322	spot	5/9/2014	2014.05.0	America/N	1.83432	GBP	CAD	Buy	91716	168236.5	########	22704.11
10000935	SEAN WAR	Tier 1 Bank Consortiu	10000935	Integral	4003420	spot	5/9/2014	2014.05.0	America/N	0.86115	NZD	USD	Sell	51669	44494.76	########	6540.73
10000935	SEAN WAR	Tier 1 Bank Consortiu	10000935	Integral	4023194	spot	########	2014.05.1	America/N	0.81566	EUR	GBP	Buy	2544.14	2075.153	########	185.4784
10000935	SEAN WAR	Tier 1 Bank Consortiu	10000935	Integral	4023195	spot	########	2014.05.1	America/N	0.81552	EUR	GBP	Sell	40776	33253.64	########	2972.74
10000935	SEAN WAR	Tier 1 Bank Consortiu	10000935	Integral	4023196	spot	########	2014.05.1	America/N	0.81566	EUR	GBP	Buy	40783	33265.06	########	2973.25
10000935	SEAN WAR	Tier 1 Bank Consortiu	10000935	Integral	4023203	spot	########	2014.05.1	America/N	1.49748	GBP	CHF	Sell	149748	224244.6	########	37139.16
10000935	SEAN WAR	Tier 1 Bank Consortiu	10000935	Integral	4023204	spot	########	2014.05.1	America/N	1.49773	GBP	CHF	Buy	74886.5	112159.8	########	18572.68
10000935	SEAN WAR	Tier 1 Bank Consortiu	10000935	Integral	4023205	spot	########	2014.05.1	America/N	1.49752	GBP	CHF	Sell	74876	112128.3	########	18570.08
10000935	SEAN WAR	Tier 1 Bank Consortiu	10000935	Integral	4023206	spot	########	2014.05.1	America/N	1.46925	EUR	AUD	Buy	146925	215869.6	########	29709.09
10000935	SEAN WAR	Tier 1 Bank Consortiu	10000935	Integral	4023207	spot	########	2014.05.1	America/N	1.46909	EUR	AUD	Sell	146909	215822.5	########	29705.86
10000935	SEAN WAR	Tier 1 Bank Consortiu	10000935	Integral	4033262	spot	########	2014.05.1	America/N	1.84066	GBP	CAD	Buy	92033	169401.5	########	22780.56
10000935	SEAN WAR	Tier 1 Bank Consortiu	10000935	Integral	4062281	spot	########	2014.05.1	America/N	1.45876	EUR	AUD	Sell	72938	106399	########	14700.24
10000935	SEAN WAR	Tier 1 Bank Consortiu	10000935	Integral	4062283	spot	########	2014.05.1	America/N	1.45898	EUR	AUD	Buy	72949	106431.1	########	14702.46
10000935	SEAN WAR	Tier 1 Bank Consortiu	10000935	Integral	41050	spot	########	2013-08-2	America/N	0.78493	NZD	USD	Sell	78493	61611.51	########	90568.92
10000935	SEAN WAR	Tier 1 Bank Consortiu	10000935	Integral	41051	spot	########	2013-08-2	America/N	0.78529	NZD	USD	Buy	78529	61668.04	9/4/2013	90652.02
10000935	SEAN WAR	Tier 1 Bank Consortiu	10000935	Integral	41054	spot	########	2013-08-2	America/N	0.87823	CAD	CHF	Buy	87823	77128.79	########	122794.3
10000935	SEAN WAR	Tier 1 Bank Consortiu	10000935	Integral	41065	spot	########	2013-08-2	America/N	1.48143	EUR	AUD	Buy	148143	219463.5	########	291256.8
10000935	SEAN WAR	Tier 1 Bank Consortiu	10000935	Integral	41066	spot	########	2013-08-2	America/N	1.48126	EUR	AUD	Sell	148126	219413.1	########	291223.3
10000935	SEAN WAR	Tier 1 Bank Consortiu	10000935	Integral	4187857	spot	########	2014.05.2	America/N	0.85761	NZD	USD	Sell	51456.6	44129.69	########	6487.065
10000935	SEAN WAR	Tier 1 Bank Consortiu	10000935	Integral	4211183	spot	########	2014.05.2	America/N	0.80968	EUR	GBP	Buy	80968	65558.17	########	5863.852
10000935	SEAN WAR	Tier 1 Bank Consortiu	10000935	Integral	4211194	spot	########	2014.05.2	America/N	0.80956	EUR	GBP	Sell	40478	32769.37	########	2931.492
10000935	SEAN WAR	Tier 1 Bank Consortiu	10000935	Integral	4211196	spot	########	2014.05.2	America/N	0.80968	EUR	GBP	Buy	80968	65558.17	########	5863.852
10000935	SEAN WAR	Tier 1 Bank Consortiu	10000935	Integral	4211267	spot	########	2014.05.2	America/N	1.8438	GBP	CAD	Buy	92190	169979.9	########	22872.95
10000935	SEAN WAR	Tier 1 Bank Consortiu	10000935	Integral	4268573	spot	########	2014.05.2	America/N	0.92968	NZD	CAD	Sell	92968	86430.49	########	24889.82
10000935	SEAN WAR	Tier 1 Bank Consortiu	10000935	Integral	4268574	spot	########	2014.05.2	America/N	0.92969	NZD	CAD	Sell	92969	86432.35	########	24890.08
10000935	SEAN WAR	Tier 1 Bank Consortiu	10000935	Integral	4283612	spot	########	2014.05.2	America/N	1.50666	GBP	CHF	Sell	165732.6	249702.7	########	41041.39
10000935	SEAN WAR	Tier 1 Bank Consortiu	10000935	Integral	4283617	spot	########	2014.05.2	America/N	1.5069	GBP	CHF	Buy	75345	113537.4	########	18658.15
10000935	SEAN WAR	Tier 1 Bank Consortiu	10000935	Integral	4283618	spot	########	2014.05.2	America/N	1.50665	GBP	CHF	Sell	75332.5	113499.7	########	18655.05
10000935	SEAN WAR	Tier 1 Bank Consortiu	10000935	Integral	4298269	spot	########	2014.05.2	America/N	0.92637	NZD	CAD	Sell	92637	85816.14	########	24747.56

10000935	SEAN WAR	Tier 1 Bank Consortiu	10000935	Integral	4298270	spot	########	2014.05.2	America/N	0.92637	NZD	CAD	Sell	92637	85816.14	########	24747.56
10000935	SEAN WAR	Tier 1 Bank Consortiu	10000935	Integral	4306302	spot	########	2014.05.2	America/N	0.85349	NZD	USD	Sell	51209.4	43706.71	########	6424.886
10000935	SEAN WAR	Tier 1 Bank Consortiu	10000935	Integral	4320710	spot	########	2014.05.2	America/N	0.9219	NZD	CAD	Sell	92190	84989.96	########	24470.88
10000935	SEAN WAR	Tier 1 Bank Consortiu	10000935	Integral	4320766	spot	########	2014.05.2	America/N	0.92189	NZD	CAD	Sell	92189	84988.12	########	24470.62
10000935	SEAN WAR	Tier 1 Bank Consortiu	10000935	Integral	4320787	spot	########	2014.05.2	America/N	0.84919	NZD	USD	Sell	50951.4	43267.42	########	6360.311
10000935	SEAN WAR	Tier 1 Bank Consortiu	10000935	Integral	4320800	spot	########	2014.05.2	America/N	0.84919	NZD	USD	Sell	84919	72112.37	########	10600.52
10000935	SEAN WAR	Tier 1 Bank Consortiu	10000935	Integral	4320803	spot	########	2014.05.2	America/N	0.84919	NZD	USD	Sell	84919	72112.37	########	10600.52
10000935	SEAN WAR	Tier 1 Bank Consortiu	10000935	Integral	4322075	spot	########	2014.05.2	America/N	0.81254	EUR	GBP	Sell	32501.6	26408.85	########	2342.285
10000935	SEAN WAR	Tier 1 Bank Consortiu	10000935	Integral	4322077	spot	########	2014.05.2	America/N	0.81267	EUR	GBP	Buy	32506.8	26417.3	########	2342.659
10000935	SEAN WAR	Tier 1 Bank Consortiu	10000935	Integral	4338127	spot	########	2014.05.2	America/N	1.09337	AUD	NZD	Buy	54668.5	59772.9	6/4/2014	7464.489
10000935	SEAN WAR	Tier 1 Bank Consortiu	10000935	Integral	4338129	spot	########	2014.05.2	America/N	1.0931	AUD	NZD	Sell	54655	59743.38	########	7462.646
10000935	SEAN WAR	Tier 1 Bank Consortiu	10000935	Integral	4355160	spot	########	2014.05.2	America/N	1.81144	GBP	CAD	Sell	90572	164065.7	########	22255.82
10000935	SEAN WAR	Tier 1 Bank Consortiu	10000935	Integral	4355170	spot	########	2014.05.2	America/N	0.91783	NZD	CAD	Sell	91783	84241.19	########	24339.86
10000935	SEAN WAR	Tier 1 Bank Consortiu	10000935	Integral	4355171	spot	########	2014.05.2	America/N	0.91783	NZD	CAD	Sell	91783	84241.19	########	24339.86
10000935	SEAN WAR	Tier 1 Bank Consortiu	10000935	Integral	4355189	spot	########	2014.05.2	America/N	0.84656	NZD	USD	Sell	50793.6	42999.83	6/4/2014	6320.975
10000935	SEAN WAR	Tier 1 Bank Consortiu	10000935	Integral	4355193	spot	########	2014.05.2	America/N	0.84662	NZD	USD	Sell	84662	71676.54	6/4/2014	10536.45
10000935	SEAN WAR	Tier 1 Bank Consortiu	10000935	Integral	4355194	spot	########	2014.05.2	America/N	0.84662	NZD	USD	Sell	84662	71676.54	6/4/2014	10536.45
10000935	SEAN WAR	Tier 1 Bank Consortiu	10000935	Integral	4399987	spot	6/2/2014	2014.06.0	America/N	0.89937	USD	CHF	Sell	89937	80886.64	6/6/2014	4766.661
10000935	SEAN WAR	Tier 1 Bank Consortiu	10000935	Integral	4399990	spot	6/2/2014	2014.06.0	America/N	0.89952	USD	CHF	Buy	53971.2	48548.17	6/6/2014	2860.474
10000935	SEAN WAR	Tier 1 Bank Consortiu	10000935	Integral	4399991	spot	6/2/2014	2014.06.0	America/N	0.89937	USD	CHF	Sell	89937	80886.64	6/6/2014	4766.661
10000935	SEAN WAR	Tier 1 Bank Consortiu	10000935	Integral	4432417	spot	6/4/2014	2014.06.0	America/N	0.84183	NZD	USD	Sell	84183	70867.77	########	10417.56
10000935	SEAN WAR	Tier 1 Bank Consortiu	10000935	Integral	4432418	spot	6/4/2014	2014.06.0	America/N	0.84184	NZD	USD	Sell	84184	70869.46	########	10417.81
10000935	SEAN WAR	Tier 1 Bank Consortiu	10000935	Integral	4432424	spot	6/4/2014	2014.06.0	America/N	0.84186	NZD	USD	Sell	50511.6	42523.7	########	6250.983
10000935	SEAN WAR	Tier 1 Bank Consortiu	10000935	Integral	4432464	spot	6/4/2014	2014.06.0	America/N	1.98634	GBP	NZD	Buy	158907.2	315643.7	6/4/2014	83328.48
10000935	SEAN WAR	Tier 1 Bank Consortiu	10000935	Integral	4440789	spot	6/4/2014	2014.06.0	America/N	1.99224	GBP	NZD	Buy	159379.2	317521.6	########	83575.99
10000935	SEAN WAR	Tier 1 Bank Consortiu	10000935	Integral	4440823	spot	6/4/2014	2014.06.0	America/N	1.10231	AUD	NZD	Buy	33069.3	36452.62	########	4506.32
10000935	SEAN WAR	Tier 1 Bank Consortiu	10000935	Integral	4440824	spot	6/4/2014	2014.06.0	America/N	1.10197	AUD	NZD	Sell	33059.1	36430.14	########	4504.93
10000935	SEAN WAR	Tier 1 Bank Consortiu	10000935	Integral	4477387	spot	6/5/2014	2014.06.0	America/N	0.81006	EUR	GBP	Buy	81006	65619.72	6/6/2014	5845.352
10000935	SEAN WAR	Tier 1 Bank Consortiu	10000935	Integral	4528258	spot	6/9/2014	2014.06.0	America/N	0.81007	EUR	GBP	Buy	81007	65621.34	########	5835.979
10000935	SEAN WAR	Tier 1 Bank Consortiu	10000935	Integral	4528299	spot	6/9/2014	2014.06.0	America/N	0.80996	EUR	GBP	Sell	32398.4	26241.41	########	2334.075
10000935	SEAN WAR	Tier 1 Bank Consortiu	10000935	Integral	4528304	spot	6/9/2014	2014.06.0	America/N	0.8101	EUR	GBP	Buy	32404	26250.48	########	2334.478
10000935	SEAN WAR	Tier 1 Bank Consortiu	10000935	Integral	4528420	spot	6/9/2014	2014.06.0	America/N	172.141	GBP	JPY	Sell	172141	29632524	########	42496.76
10000935	SEAN WAR	Tier 1 Bank Consortiu	10000935	Integral	4528423	spot	6/9/2014	2014.06.0	America/N	172.164	GBP	JPY	Buy	8608200	1.48E 09	########	4206874
10000935	SEAN WAR	Tier 1 Bank Consortiu	10000935	Integral	4528424	spot	6/9/2014	2014.06.0	America/N	172.141	GBP	JPY	Sell	8607050	1.48E 09	########	4206312
10000935	SEAN WAR	Tier 1 Bank Consortiu	10000935	Integral	4556368	spot	########	2014.06.1	America/N	1.50668	GBP	CHF	Sell	150668	227008.5	########	37123.7
10000935	SEAN WAR	Tier 1 Bank Consortiu	10000935	Integral	4556370	spot	########	2014.06.1	America/N	1.50694	GBP	CHF	Buy	75347	113543.4	########	18565.05
10000935	SEAN WAR	Tier 1 Bank Consortiu	10000935	Integral	4556377	spot	########	2014.06.1	America/N	1.50668	GBP	CHF	Sell	75334	113504.2	########	18561.85
10000935	SEAN WAR	Tier 1 Bank Consortiu	10000935	Integral	4580613	spot	########	2014.06.1	America/N	1.09645	AUD	NZD	Buy	54822.5	60110.13	########	7566.911
10000935	SEAN WAR	Tier 1 Bank Consortiu	10000935	Integral	4580850	spot	########	2014.06.1	America/N	1.09674	AUD	NZD	Buy	54837	60141.93	########	7568.913
10000935	SEAN WAR	Tier 1 Bank Consortiu	10000935	Integral	4601080	spot	########	2014.06.1	America/N	1.08408	AUD	NZD	Sell	54204	58761.47	########	7509.43
10000935	SEAN WAR	Tier 1 Bank Consortiu	10000935	Integral	4601109	spot	########	2014.06.1	America/N	0.80405	EUR	GBP	Sell	80405	64649.64	########	5774.924
10000935	SEAN WAR	Tier 1 Bank Consortiu	10000935	Integral	4601112	spot	########	2014.06.1	America/N	0.80405	EUR	GBP	Sell	40202.5	32324.82	########	2887.462
10000935	SEAN WAR	Tier 1 Bank Consortiu	10000935	Integral	4613413	spot	########	2014.06.1	America/N	0.86864	NZD	USD	Sell	86864	75453.54	########	11091.67
10000935	SEAN WAR	Tier 1 Bank Consortiu	10000935	Integral	4613414	spot	########	2014.06.1	America/N	0.86864	NZD	USD	Sell	52118.4	45272.13	########	6655.003
10000935	SEAN WAR	Tier 1 Bank Consortiu	10000935	Integral	4613430	spot	########	2014.06.1	America/N	0.80023	EUR	GBP	Buy	40011.5	32018.4	########	2868.867
10000935	SEAN WAR	Tier 1 Bank Consortiu	10000935	Integral	4613504	spot	########	2014.06.1	America/N	1.5213	GBP	CHF	Buy	76065	115717.7	########	18964.48
10000935	SEAN WAR	Tier 1 Bank Consortiu	10000935	Integral	4614719	spot	########	2014.06.1	America/N	0.79933	EUR	GBP	Sell	39966.5	31946.42	########	2865.64
10000935	SEAN WAR	Tier 1 Bank Consortiu	10000935	Integral	4614721	spot	########	2014.06.1	America/N	0.79933	EUR	GBP	Sell	31973.2	25557.14	########	2292.512
10000935	SEAN WAR	Tier 1 Bank Consortiu	10000935	Integral	4614743	spot	########	2014.06.1	America/N	0.79933	EUR	GBP	Sell	39966.5	31946.42	########	2865.64
10000935	SEAN WAR	Tier 1 Bank Consortiu	10000935	Integral	4614835	spot	########	2014.06.1	America/N	0.7992	EUR	GBP	Sell	31968	25548.83	########	2292.139
10000935	SEAN WAR	Tier 1 Bank Consortiu	10000935	Integral	4617533	spot	########	2014.06.1	America/N	1.52356	GBP	CHF	Sell	30471.2	46424.7	########	7597.06
10000935	SEAN WAR	Tier 1 Bank Consortiu	10000935	Integral	465337	spot	########	2013-11-0	America/N	0.87557	CAD	CHF	Buy	262671	229986.8	########	370972.2
10000935	SEAN WAR	Tier 1 Bank Consortiu	10000935	Integral	465338	spot	########	2013-11-0	America/N	0.87524	CAD	CHF	Sell	262572	229813.5	########	370832.3
10000935	SEAN WAR	Tier 1 Bank Consortiu	10000935	Integral	465340	spot	########	2013-11-0	America/N	0.8756	CAD	CHF	Buy	262680	230002.6	########	370984.9
10000935	SEAN WAR	Tier 1 Bank Consortiu	10000935	Integral	4670954	spot	########	2014.06.1	America/N	0.79846	EUR	GBP	Buy	7984.6	6375.384	########	573.1601

10000935	SEAN WAR	Tier 1 Bank Consortiu	10000935	Integral	4670956	spot	########	2014.06.1	America/N	0.79832	EUR	GBP	Sell	3991.6	3186.574	########	286.5298
10000935	SEAN WAR	Tier 1 Bank Consortiu	10000935	Integral	4670957	spot	########	2014.06.1	America/N	0.79845	EUR	GBP	Buy	3992.25	3187.612	########	286.5765
10000935	SEAN WAR	Tier 1 Bank Consortiu	10000935	Integral	4774334	spot	########	2014.06.2	America/N	1.07406	USD	CAD	Buy	10740.6	11536.05	########	569.2518
10000935	SEAN WAR	Tier 1 Bank Consortiu	10000935	Integral	4774340	spot	########	2014.06.2	America/N	1.07391	USD	CAD	Sell	5369.55	5766.413	########	284.5862
10000935	SEAN WAR	Tier 1 Bank Consortiu	10000935	Integral	4774342	spot	########	2014.06.2	America/N	1.07407	USD	CAD	Buy	5370.35	5768.132	########	284.6286
10000935	SEAN WAR	Tier 1 Bank Consortiu	10000935	Integral	4818769	spot	########	2014.06.2	America/N	1.0689	USD	CAD	Sell	10689	11425.47	7/4/2014	566.517
10000935	SEAN WAR	Tier 1 Bank Consortiu	10000935	Integral	4848137	spot	########	2014.06.3	America/N	0.80086	EUR	GBP	Buy	8008.6	6413.767	########	581.1437
10000935	SEAN WAR	Tier 1 Bank Consortiu	10000935	Integral	4848142	spot	########	2014.06.3	America/N	0.80075	EUR	GBP	Sell	4003.75	3206.003	7/2/2014	290.5319
10000935	SEAN WAR	Tier 1 Bank Consortiu	10000935	Integral	4848143	spot	########	2014.06.3	America/N	0.80088	EUR	GBP	Buy	4004.4	3207.044	########	290.5791
10000935	SEAN WAR	Tier 1 Bank Consortiu	10000935	Integral	493283	spot	########	2013-11-0	America/N	1.13609	AUD	NZD	Buy	340827	387210.1	########	477217.4
10000935	SEAN WAR	Tier 1 Bank Consortiu	10000935	Integral	493284	spot	########	2013-11-0	America/N	1.13582	AUD	NZD	Sell	340746	387026.1	########	477104
10000935	SEAN WAR	Tier 1 Bank Consortiu	10000935	Integral	493285	spot	########	2013-11-0	America/N	1.13613	AUD	NZD	Buy	340839	387237.4	########	477234.2
10000935	SEAN WAR	Tier 1 Bank Consortiu	10000935	Integral	493322	spot	########	2013-11-0	America/N	0.99325	AUD	CAD	Sell	99325	98654.56	########	139072.4
10000935	SEAN WAR	Tier 1 Bank Consortiu	10000935	Integral	493323	spot	########	2013-11-0	America/N	0.99348	AUD	CAD	Buy	99348	98700.25	########	139104.6
10000935	SEAN WAR	Tier 1 Bank Consortiu	10000935	Integral	493324	spot	########	2013-11-0	America/N	0.99325	AUD	CAD	Sell	99325	98654.56	########	139072.4
10000935	SEAN WAR	Tier 1 Bank Consortiu	10000935	Integral	494319	spot	########	2013-11-0	America/N	82.5	NZD	JPY	Sell	8250000	6.81E 08	########	43199442
10000935	SEAN WAR	Tier 1 Bank Consortiu	10000935	Integral	494321	spot	########	2013-11-0	America/N	82.526	NZD	JPY	Buy	24757800	2.04E 09	########	2.8E 08
10000935	SEAN WAR	Tier 1 Bank Consortiu	10000935	Integral	494322	spot	########	2013-11-0	America/N	82.507	NZD	JPY	Sell	24752100	2.04E 09	########	2.8E 08
10000935	SEAN WAR	Tier 1 Bank Consortiu	10000935	Integral	505343	spot	########	2013-11-0	America/N	82.741	NZD	JPY	Buy	8274100	6.85E 08	########	43325637
10000935	SEAN WAR	Tier 1 Bank Consortiu	10000935	Integral	505344	spot	########	2013-11-0	America/N	82.706	NZD	JPY	Sell	8270600	6.84E 08	########	43307310
10000935	SEAN WAR	Tier 1 Bank Consortiu	10000935	Integral	508010	spot	########	2013-11-0	America/N	1.04207	USD	CAD	Sell	312621	325773	########	165689.1
10000935	SEAN WAR	Tier 1 Bank Consortiu	10000935	Integral	508012	spot	########	2013-11-0	America/N	1.04224	USD	CAD	Buy	104224	108626.4	########	55238.72
10000935	SEAN WAR	Tier 1 Bank Consortiu	10000935	Integral	508014	spot	########	2013-11-0	America/N	1.04207	USD	CAD	Sell	104207	108591	########	55229.71
10000935	SEAN WAR	Tier 1 Bank Consortiu	10000935	Integral	508021	spot	########	2013-11-0	America/N	0.87106	NZD	CAD	Sell	261318	227623.7	########	681372.7
10000935	SEAN WAR	Tier 1 Bank Consortiu	10000935	Integral	508022	spot	########	2013-11-0	America/N	0.87137	NZD	CAD	Buy	174274	151857.1	########	454410.1
10000935	SEAN WAR	Tier 1 Bank Consortiu	10000935	Integral	508023	spot	########	2013-11-0	America/N	0.87105	NZD	CAD	Sell	174210	151745.6	########	454243.3
10000935	SEAN WAR	Tier 1 Bank Consortiu	10000935	Integral	5080255	spot	########	2014.07.1	America/N	0.79148	EUR	GBP	Sell	3957.4	3132.203	########	283.8966
10000935	SEAN WAR	Tier 1 Bank Consortiu	10000935	Integral	5080256	spot	########	2014.07.1	America/N	0.79147	EUR	GBP	Sell	7914.7	6264.248	########	567.7859
10000935	SEAN WAR	Tier 1 Bank Consortiu	10000935	Integral	508031	spot	########	2013-11-0	America/N	1.46539	GBP	CHF	Sell	439617	644210.4	########	1036920
10000935	SEAN WAR	Tier 1 Bank Consortiu	10000935	Integral	508032	spot	########	2013-11-0	America/N	1.46563	GBP	CHF	Buy	293126	429614.3	########	691392.9
10000935	SEAN WAR	Tier 1 Bank Consortiu	10000935	Integral	508033	spot	########	2013-11-0	America/N	1.46539	GBP	CHF	Sell	293078	429473.6	########	691279.7
10000935	SEAN WAR	Tier 1 Bank Consortiu	10000935	Integral	5080546	spot	########	2014.07.1	America/N	113.521	CHF	JPY	Buy	1135210	1.29E 08	########	367868.7
10000935	SEAN WAR	Tier 1 Bank Consortiu	10000935	Integral	5099471	spot	########	2014.07.1	America/N	112.99	CHF	JPY	Sell	1129900	1.28E 08	########	365903.5
10000935	SEAN WAR	Tier 1 Bank Consortiu	10000935	Integral	5136165	spot	########	2014.07.2	America/N	1.07383	USD	CAD	Sell	10738.3	11531.11	########	569.1299
10000935	SEAN WAR	Tier 1 Bank Consortiu	10000935	Integral	5137289	spot	########	2014.07.2	America/N	112.787	CHF	JPY	Sell	1127870	1.27E 08	########	365368.1
10000935	SEAN WAR	Tier 1 Bank Consortiu	10000935	Integral	513812	spot	########	2013-11-0	America/N	1.47776	GBP	CHF	Buy	295552	436754.9	########	697115.1
10000935	SEAN WAR	Tier 1 Bank Consortiu	10000935	Integral	513813	spot	########	2013-11-0	America/N	1.47749	GBP	CHF	Sell	295498	436595.3	########	696987.7
10000935	SEAN WAR	Tier 1 Bank Consortiu	10000935	Integral	513846	spot	########	2013-11-0	America/N	1.47757	GBP	CHF	Sell	443271	654963.9	########	1045538
10000935	SEAN WAR	Tier 1 Bank Consortiu	10000935	Integral	514407	spot	########	2013-11-0	America/N	1.48096	GBP	CHF	Buy	444288	657972.8	########	1047937
10000935	SEAN WAR	Tier 1 Bank Consortiu	10000935	Integral	514429	spot	########	2013-11-0	America/N	1.48055	GBP	CHF	Sell	444165	657608.5	########	1047647
10000935	SEAN WAR	Tier 1 Bank Consortiu	10000935	Integral	5164568	spot	########	2014.07.2	America/N	112.562	CHF	JPY	Sell	1125620	1.27E 08	########	363063
10000935	SEAN WAR	Tier 1 Bank Consortiu	10000935	Integral	5165749	spot	########	2014.07.2	America/N	0.78994	EUR	GBP	Buy	7899.4	6240.052	########	563.8414
10000935	SEAN WAR	Tier 1 Bank Consortiu	10000935	Integral	5171158	spot	########	2014.07.2	America/N	0.78937	EUR	GBP	Sell	7893.7	6231.05	########	563.4345
10000935	SEAN WAR	Tier 1 Bank Consortiu	10000935	Integral	5177370	spot	########	2014.07.2	America/N	0.78861	EUR	GBP	Sell	7886.1	6219.057	########	562.7249
10000935	SEAN WAR	Tier 1 Bank Consortiu	10000935	Integral	5177375	spot	########	2014.07.2	America/N	0.78861	EUR	GBP	Sell	3943.05	3109.529	########	281.3624
10000935	SEAN WAR	Tier 1 Bank Consortiu	10000935	Integral	5177381	spot	########	2014.07.2	America/N	112.376	CHF	JPY	Sell	1123760	1.26E 08	########	362382.7
10000935	SEAN WAR	Tier 1 Bank Consortiu	10000935	Integral	5190949	spot	########	2014.07.2	America/N	1.66495	EUR	SGD	Buy	3329.9	5544.117	########	659.032
10000935	SEAN WAR	Tier 1 Bank Consortiu	10000935	Integral	5190951	spot	########	2014.07.2	America/N	1.70364	GBP	USD	Buy	3407.28	5804.778	########	307.6533
10000935	SEAN WAR	Tier 1 Bank Consortiu	10000935	Integral	5190953	spot	########	2014.07.2	America/N	1.70351	GBP	USD	Sell	3407.02	5803.893	########	307.6063
10000935	SEAN WAR	Tier 1 Bank Consortiu	10000935	Integral	5199993	spot	########	2014.07.2	America/N	1.66546	EUR	SGD	Buy	11658.22	19416.3	########	2308.261
10000935	SEAN WAR	Tier 1 Bank Consortiu	10000935	Integral	5200072	spot	########	2014.07.2	America/N	0.78951	EUR	GBP	Sell	7895.1	6233.26	########	563.5972
10000935	SEAN WAR	Tier 1 Bank Consortiu	10000935	Integral	5214069	spot	########	2014.07.2	America/N	0.79343	EUR	GBP	Buy	7934.3	6295.312	########	566.3956
10000935	SEAN WAR	Tier 1 Bank Consortiu	10000935	Integral	5215149	spot	########	2014.07.2	America/N	1.8256	GBP	CAD	Buy	9128	16664.08	########	2277.464
10000935	SEAN WAR	Tier 1 Bank Consortiu	10000935	Integral	5215152	spot	########	2014.07.2	America/N	1.82543	GBP	CAD	Sell	9127.15	16660.97	########	2277.252
10000935	SEAN WAR	Tier 1 Bank Consortiu	10000935	Integral	5215158	spot	########	2014.07.2	America/N	1.67117	EUR	SGD	Buy	15040.53	25135.28	8/8/2014	2977.939

10000935	SEAN WAR	Tier 1 Bank Consortiu	10000935	Integral	5215168	spot	########	2014.07.2	America/N	1.67127	EUR	SGD	Buy	15041.43	25138.29	8/6/2014	2978.117
10000935	SEAN WAR	Tier 1 Bank Consortiu	10000935	Integral	5215298	spot	########	2014.07.2	America/N	1.67053	EUR	SGD	Sell	6682.12	11162.68	########	1323.022
10000935	SEAN WAR	Tier 1 Bank Consortiu	10000935	Integral	5215299	spot	########	2014.07.2	America/N	1.67097	EUR	SGD	Buy	6683.88	11168.56	########	1323.37
10000935	SEAN WAR	Tier 1 Bank Consortiu	10000935	Integral	5218499	spot	########	2014.07.2	America/N	10.53575	GBP	NOK	Sell	52678.75	555010.1	########	27988.32
10000935	SEAN WAR	Tier 1 Bank Consortiu	10000935	Integral	5231717	spot	########	2014.07.2	America/N	1.66675	EUR	SGD	Sell	15000.75	25002.5	########	2962.125
10000935	SEAN WAR	Tier 1 Bank Consortiu	10000935	Integral	5231787	spot	########	2014.07.2	America/N	1.66693	EUR	SGD	Sell	6667.72	11114.62	########	1316.642
10000935	SEAN WAR	Tier 1 Bank Consortiu	10000935	Integral	5231808	spot	########	2014.07.2	America/N	1.66696	EUR	SGD	Sell	15002.64	25008.8	########	2962.498
10000935	SEAN WAR	Tier 1 Bank Consortiu	10000935	Integral	5250510	spot	########	2014.07.2	America/N	1.8349	GBP	CAD	Buy	9174.5	16834.29	8/1/2014	2285.357
10000935	SEAN WAR	Tier 1 Bank Consortiu	10000935	Integral	5262172	spot	########	2014.07.2	America/N	1.6669	EUR	SGD	Buy	8334.5	13892.78	8/1/2014	1643.077
10000935	SEAN WAR	Tier 1 Bank Consortiu	10000935	Integral	5262174	spot	########	2014.07.2	America/N	1.66653	EUR	SGD	Sell	14998.77	24995.9	8/6/2014	2956.883
10000935	SEAN WAR	Tier 1 Bank Consortiu	10000935	Integral	5305834	spot	8/1/2014	2014.08.0	America/N	1.84194	GBP	CAD	Buy	9209.7	16963.71	8/5/2014	2279.707
10000935	SEAN WAR	Tier 1 Bank Consortiu	10000935	Integral	5339766	spot	8/4/2014	2014.08.0	America/N	0.797	EUR	GBP	Buy	3985	3176.045	8/8/2014	283.4265
10000935	SEAN WAR	Tier 1 Bank Consortiu	10000935	Integral	5339767	spot	8/4/2014	2014.08.0	America/N	0.79686	EUR	GBP	Sell	3984.3	3174.929	8/8/2014	283.3768
10000935	SEAN WAR	Tier 1 Bank Consortiu	10000935	Integral	5340095	spot	8/4/2014	2014.08.0	America/N	1.67217	EUR	SGD	Buy	8360.85	13980.76	8/6/2014	1649.317
10000935	SEAN WAR	Tier 1 Bank Consortiu	10000935	Integral	5340096	spot	8/4/2014	2014.08.0	America/N	1.67172	EUR	SGD	Sell	3343.44	5589.296	8/8/2014	659.5492
10000935	SEAN WAR	Tier 1 Bank Consortiu	10000935	Integral	5340098	spot	8/4/2014	2014.08.0	America/N	1.67212	EUR	SGD	Buy	3344.24	5591.971	8/8/2014	659.707
10000935	SEAN WAR	Tier 1 Bank Consortiu	10000935	Integral	5366037	spot	8/6/2014	2014.08.0	America/N	1.85043	GBP	CAD	Buy	9252.15	17120.46	########	2289.467
10000935	SEAN WAR	Tier 1 Bank Consortiu	10000935	Integral	537583	spot	########	2013-11-0	America/N	1.04899	USD	CAD	Sell	314697	330114	########	166789.4
10000935	SEAN WAR	Tier 1 Bank Consortiu	10000935	Integral	537626	spot	########	2013-11-0	America/N	1.04924	USD	CAD	Buy	209848	220180.9	########	111219.4
10000935	SEAN WAR	Tier 1 Bank Consortiu	10000935	Integral	537630	spot	########	2013-11-0	America/N	1.04907	USD	CAD	Sell	209814	220109.6	########	111201.4
10000935	SEAN WAR	Tier 1 Bank Consortiu	10000935	Integral	5422604	spot	########	2014.08.1	America/N	1.09736	USD	CAD	Buy	7681.52	8429.393	########	407.1206
10000935	SEAN WAR	Tier 1 Bank Consortiu	10000935	Integral	5422605	spot	########	2014.08.1	America/N	1.09718	USD	CAD	Sell	7680.26	8426.628	########	407.0538
10000935	SEAN WAR	Tier 1 Bank Consortiu	10000935	Integral	5446285	spot	########	2014.08.1	America/N	0.92064	NZD	CAD	Buy	6444.48	5933.046	########	1706.586
10000935	SEAN WAR	Tier 1 Bank Consortiu	10000935	Integral	5446286	spot	########	2014.08.1	America/N	0.92037	NZD	CAD	Sell	2761.11	2541.243	########	731.1796
10000935	SEAN WAR	Tier 1 Bank Consortiu	10000935	Integral	5446287	spot	########	2014.08.1	America/N	0.92062	NZD	CAD	Buy	2761.86	2542.624	########	731.3782
10000935	SEAN WAR	Tier 1 Bank Consortiu	10000935	Integral	5467642	spot	########	2014.08.1	America/N	1.66972	EUR	SGD	Buy	13357.76	22303.72	########	2627.383
10000935	SEAN WAR	Tier 1 Bank Consortiu	10000935	Integral	5467647	spot	########	2014.08.1	America/N	1.66923	EUR	SGD	Sell	9127.15	15235.31	########	1795.25
10000935	SEAN WAR	Tier 1 Bank Consortiu	10000935	Integral	5467649	spot	########	2014.08.1	America/N	1.66972	EUR	SGD	Buy	6678.88	11151.86	########	1313.691
10000935	SEAN WAR	Tier 1 Bank Consortiu	10000935	Integral	5502540	spot	########	2014.08.1	America/N	1.81989	GBP	CAD	Sell	9099.45	16560	########	2237.034
10000935	SEAN WAR	Tier 1 Bank Consortiu	10000935	Integral	5502542	spot	########	2014.08.1	America/N	1.82045	GBP	CAD	Buy	5461.35	9942.115	########	1342.634
10000935	SEAN WAR	Tier 1 Bank Consortiu	10000935	Integral	5502545	spot	########	2014.08.1	America/N	1.81991	GBP	CAD	Sell	5459.73	9936.217	########	1342.235
10000935	SEAN WAR	Tier 1 Bank Consortiu	10000935	Integral	55031	spot	########	2013-08-3	America/N	0.77649	NZD	USD	Buy	77649	60293.67	9/3/2013	88631.7
10000935	SEAN WAR	Tier 1 Bank Consortiu	10000935	Integral	5509669	spot	########	2014.08.1	America/N	1.21101	EUR	CHF	Buy	3633.03	4399.636	########	257.315
10000935	SEAN WAR	Tier 1 Bank Consortiu	10000935	Integral	5509671	spot	########	2014.08.1	America/N	1.21084	EUR	CHF	Sell	3632.52	4398.401	########	257.2789
10000935	SEAN WAR	Tier 1 Bank Consortiu	10000935	Integral	5509676	spot	########	2014.08.1	America/N	1.21103	EUR	CHF	Buy	3633.09	4399.781	########	257.3192
10000935	SEAN WAR	Tier 1 Bank Consortiu	10000935	Integral	5509693	spot	########	2014.08.1	America/N	1.66548	EUR	SGD	Sell	6661.92	11095.29	########	1308.691
10000935	SEAN WAR	Tier 1 Bank Consortiu	10000935	Integral	5512758	spot	########	2014.08.1	America/N	1.66153	EUR	SGD	Sell	6646.12	11042.73	########	1305.587
10000935	SEAN WAR	Tier 1 Bank Consortiu	10000935	Integral	552320	spot	########	2013-11-1	America/N	1.13393	AUD	NZD	Buy	226786	257159.4	########	310572.5
10000935	SEAN WAR	Tier 1 Bank Consortiu	10000935	Integral	552321	spot	########	2013-11-1	America/N	1.13354	AUD	NZD	Sell	113354	128491.3	########	155232.9
10000935	SEAN WAR	Tier 1 Bank Consortiu	10000935	Integral	552322	spot	########	2013-11-1	America/N	1.13388	AUD	NZD	Buy	113388	128568.4	########	155279.4
10000935	SEAN WAR	Tier 1 Bank Consortiu	10000935	Integral	5528554	spot	########	2014.08.1	America/N	1.66038	EUR	SGD	Sell	13283.04	22054.89	########	2600.677
10000935	SEAN WAR	Tier 1 Bank Consortiu	10000935	Integral	553433	spot	########	2013-11-1	America/N	1.04828	USD	CAD	Sell	314484	329667.3	########	166676.5
10000935	SEAN WAR	Tier 1 Bank Consortiu	10000935	Integral	553437	spot	########	2013-11-1	America/N	1.04845	USD	CAD	Buy	104845	109924.7	########	55567.85
10000935	SEAN WAR	Tier 1 Bank Consortiu	10000935	Integral	553439	spot	########	2013-11-1	America/N	1.04828	USD	CAD	Sell	104828	109889.1	########	55558.84
10000935	SEAN WAR	Tier 1 Bank Consortiu	10000935	Integral	5585238	spot	########	2014.08.2	America/N	1.65355	EUR	SGD	Buy	8267.75	13671.14	########	1608.103
10000935	SEAN WAR	Tier 1 Bank Consortiu	10000935	Integral	5592380	spot	########	2014.08.2	America/N	1.65272	EUR	SGD	Buy	4958.16	8194.45	########	961.972
10000935	SEAN WAR	Tier 1 Bank Consortiu	10000935	Integral	5592381	spot	########	2014.08.2	America/N	1.6523	EUR	SGD	Sell	4956.9	8190.286	########	961.7276
10000935	SEAN WAR	Tier 1 Bank Consortiu	10000935	Integral	5592382	spot	########	2014.08.2	America/N	1.65272	EUR	SGD	Buy	4958.16	8194.45	########	961.972
10000935	SEAN WAR	Tier 1 Bank Consortiu	10000935	Integral	5592441	spot	########	2014.08.2	America/N	1.65203	EUR	SGD	Sell	6608.12	10916.81	########	1282.094
10000935	SEAN WAR	Tier 1 Bank Consortiu	10000935	Integral	5601196	spot	########	2014.08.2	America/N	1.64938	EUR	SGD	Sell	13195.04	21763.64	########	2560.075
10000935	SEAN WAR	Tier 1 Bank Consortiu	10000935	Integral	5601237	spot	########	2014.08.2	America/N	104.003	USD	JPY	Sell	312009	32449872	########	16536.48
10000935	SEAN WAR	Tier 1 Bank Consortiu	10000935	Integral	5601239	spot	########	2014.08.2	America/N	104.017	USD	JPY	Buy	312051	32458609	########	16538.7
10000935	SEAN WAR	Tier 1 Bank Consortiu	10000935	Integral	5620864	spot	########	2014.08.2	America/N	1.64292	EUR	SGD	Sell	6571.68	10796.74	########	1275.459
10000935	SEAN WAR	Tier 1 Bank Consortiu	10000935	Integral	5620865	spot	########	2014.08.2	America/N	1.64286	EUR	SGD	Sell	13142.88	21591.91	########	2550.824
10000935	SEAN WAR	Tier 1 Bank Consortiu	10000935	Integral	562172	spot	########	2013-11-1	America/N	108.39	CHF	JPY	Sell	32517000	3.52E 09	########	2.79E 08

10000935	SEAN WAR	Tier 1 Bank Consortiu	10000935	Integral	562181	spot	########	2013-11-1	America/N	108.428	CHF	JPY	Buy	10842800	1.18E 09	########	34429099
10000935	SEAN WAR	Tier 1 Bank Consortiu	10000935	Integral	562182	spot	########	2013-11-1	America/N	108.406	CHF	JPY	Sell	10840600	1.18E 09	########	34422114
10000935	SEAN WAR	Tier 1 Bank Consortiu	10000935	Integral	5641674	spot	########	2014.08.2	America/N	1.20708	EUR	CHF	Buy	2414.16	2914.084	########	168.5812
10000935	SEAN WAR	Tier 1 Bank Consortiu	10000935	Integral	5641705	spot	########	2014.08.2	America/N	2.0693	GBP	SGD	Buy	4138.6	8564.005	########	1008.745
10000935	SEAN WAR	Tier 1 Bank Consortiu	10000935	Integral	5641712	spot	########	2014.08.2	America/N	2.06886	GBP	SGD	Sell	2068.86	4280.182	########	504.2654
10000935	SEAN WAR	Tier 1 Bank Consortiu	10000935	Integral	5641714	spot	########	2014.08.2	America/N	2.0694	GBP	SGD	Buy	2069.4	4282.416	########	504.397
10000935	SEAN WAR	Tier 1 Bank Consortiu	10000935	Integral	5672608	spot	9/1/2014	2014.09.0	America/N	104.148	USD	JPY	Sell	104148	10846806	########	5519.844
10000935	SEAN WAR	Tier 1 Bank Consortiu	10000935	Integral	5672610	spot	9/1/2014	2014.09.0	America/N	104.162	USD	JPY	Buy	104162	10849722	9/2/2014	5520.586
10000935	SEAN WAR	Tier 1 Bank Consortiu	10000935	Integral	5672611	spot	9/1/2014	2014.09.0	America/N	104.149	USD	JPY	Sell	104149	10847014	########	5519.897
10000935	SEAN WAR	Tier 1 Bank Consortiu	10000935	Integral	5672705	spot	9/1/2014	2014.09.0	America/N	1.80301	GBP	CAD	Sell	1803.01	3250.845	9/4/2014	440.3548
10000935	SEAN WAR	Tier 1 Bank Consortiu	10000935	Integral	5672710	spot	9/1/2014	2014.09.0	America/N	1.80342	GBP	CAD	Buy	1803.42	3252.324	9/3/2014	440.4549
10000935	SEAN WAR	Tier 1 Bank Consortiu	10000935	Integral	5672711	spot	9/1/2014	2014.09.0	America/N	1.80308	GBP	CAD	Sell	1803.08	3251.097	9/3/2014	440.3719
10000935	SEAN WAR	Tier 1 Bank Consortiu	10000935	Integral	5673034	spot	9/1/2014	2014.09.0	America/N	1.80467	GBP	CAD	Buy	1804.67	3256.834	9/4/2014	440.7602
10000935	SEAN WAR	Tier 1 Bank Consortiu	10000935	Integral	5683484	spot	9/1/2014	2014.09.0	America/N	1.64097	EUR	SGD	Buy	1640.97	2692.783	9/2/2014	316.8941
10000935	SEAN WAR	Tier 1 Bank Consortiu	10000935	Integral	5683501	spot	9/1/2014	2014.09.0	America/N	1.64063	EUR	SGD	Sell	1640.63	2691.667	9/2/2014	316.8285
10000935	SEAN WAR	Tier 1 Bank Consortiu	10000935	Integral	5683502	spot	9/1/2014	2014.09.0	America/N	1.64095	EUR	SGD	Buy	1640.95	2692.717	9/2/2014	316.8903
10000935	SEAN WAR	Tier 1 Bank Consortiu	10000935	Integral	5701804	spot	9/2/2014	2014.09.0	America/N	105.096	USD	JPY	Buy	105096	11045169	9/5/2014	5570.088
10000935	SEAN WAR	Tier 1 Bank Consortiu	10000935	Integral	5702460	spot	9/2/2014	2014.09.0	America/N	105.103	USD	JPY	Sell	210206	22093281	########	11140.92
10000935	SEAN WAR	Tier 1 Bank Consortiu	10000935	Integral	5702463	spot	9/2/2014	2014.09.0	America/N	105.118	USD	JPY	Buy	105118	11049794	9/5/2014	5571.254
10000935	SEAN WAR	Tier 1 Bank Consortiu	10000935	Integral	5702466	spot	9/2/2014	2014.09.0	America/N	105.104	USD	JPY	Sell	105104	11046851	9/5/2014	5570.512
10000935	SEAN WAR	Tier 1 Bank Consortiu	10000935	Integral	5725400	spot	9/3/2014	2014.09.0	America/N	0.79889	EUR	GBP	Buy	798.89	638.2252	9/3/2014	55.62571
10000935	SEAN WAR	Tier 1 Bank Consortiu	10000935	Integral	5725401	spot	9/3/2014	2014.09.0	America/N	0.79875	EUR	GBP	Sell	798.75	638.0016	9/8/2014	55.61596
10000935	SEAN WAR	Tier 1 Bank Consortiu	10000935	Integral	5725402	spot	9/3/2014	2014.09.0	America/N	0.79888	EUR	GBP	Buy	798.88	638.2093	9/8/2014	55.62502
10000935	SEAN WAR	Tier 1 Bank Consortiu	10000935	Integral	5754150	spot	9/4/2014	2014.09.0	America/N	1.62445	EUR	SGD	Buy	3248.9	5277.676	9/5/2014	619.2649
10000935	SEAN WAR	Tier 1 Bank Consortiu	10000935	Integral	5754160	spot	9/4/2014	2014.09.0	America/N	1.62403	EUR	SGD	Sell	1624.03	2637.473	9/9/2014	309.5524
10000935	SEAN WAR	Tier 1 Bank Consortiu	10000935	Integral	5754163	spot	9/4/2014	2014.09.0	America/N	1.62458	EUR	SGD	Buy	1624.58	2639.26	9/9/2014	309.6572
10000935	SEAN WAR	Tier 1 Bank Consortiu	10000935	Integral	5758053	spot	9/5/2014	2014.09.0	America/N	105.571	USD	JPY	Buy	211142	22290472	9/9/2014	11190.53
10000935	SEAN WAR	Tier 1 Bank Consortiu	10000935	Integral	5758119	spot	9/5/2014	2014.09.0	America/N	105.543	USD	JPY	Buy	105543	11139325	9/9/2014	5593.779
10000935	SEAN WAR	Tier 1 Bank Consortiu	10000935	Integral	5792258	spot	9/8/2014	2014.09.0	America/N	106.035	USD	JPY	Buy	106035	11243421	########	5619.855
10000935	SEAN WAR	Tier 1 Bank Consortiu	10000935	Integral	5792312	spot	9/8/2014	2014.09.0	America/N	105.958	USD	JPY	Sell	211916	22454196	########	11231.55
10000935	SEAN WAR	Tier 1 Bank Consortiu	10000935	Integral	5812031	spot	9/9/2014	2014.09.0	America/N	106.208	USD	JPY	Buy	212416	22560279	########	11258.05
10000935	SEAN WAR	Tier 1 Bank Consortiu	10000935	Integral	5812035	spot	9/9/2014	2014.09.0	America/N	106.219	USD	JPY	Buy	212438	22564952	########	11259.21
10000935	SEAN WAR	Tier 1 Bank Consortiu	10000935	Integral	5812048	spot	9/9/2014	2014.09.0	America/N	106.203	USD	JPY	Buy	106203	11279077	########	5628.759
10000935	SEAN WAR	Tier 1 Bank Consortiu	10000935	Integral	5814013	spot	9/9/2014	2014.09.0	America/N	171.083	GBP	JPY	Buy	171083	29269393	########	40506.56
10000935	SEAN WAR	Tier 1 Bank Consortiu	10000935	Integral	5814014	spot	9/9/2014	2014.09.0	America/N	171.06	GBP	JPY	Sell	171060	29261524	########	40501.11
10000935	SEAN WAR	Tier 1 Bank Consortiu	10000935	Integral	5859789	spot	########	2014.09.1	America/N	106.941	USD	JPY	Buy	106941	11436377	########	5667.873
10000935	SEAN WAR	Tier 1 Bank Consortiu	10000935	Integral	5859793	spot	########	2014.09.1	America/N	106.928	USD	JPY	Sell	106928	11433597	########	5667.184
10000935	SEAN WAR	Tier 1 Bank Consortiu	10000935	Integral	5859966	spot	########	2014.09.1	America/N	106.943	USD	JPY	Buy	106943	11436805	########	5667.979
10000935	SEAN WAR	Tier 1 Bank Consortiu	10000935	Integral	591504	spot	########	2013-11-1	America/N	1.04551	USD	CAD	Buy	104551	109309.1	########	55412.03
10000935	SEAN WAR	Tier 1 Bank Consortiu	10000935	Integral	591505	spot	########	2013-11-1	America/N	1.04537	USD	CAD	Sell	104537	109279.8	########	55404.61
10000935	SEAN WAR	Tier 1 Bank Consortiu	10000935	Integral	5920152	spot	########	2014.09.1	America/N	174.652	GBP	JPY	Buy	174652	30503321	########	41911.27
10000935	SEAN WAR	Tier 1 Bank Consortiu	10000935	Integral	5920153	spot	########	2014.09.1	America/N	174.628	GBP	JPY	Sell	174628	30494938	########	41905.51
10000935	SEAN WAR	Tier 1 Bank Consortiu	10000935	Integral	5920214	spot	########	2014.09.1	America/N	107.219	USD	JPY	Buy	107219	11495914	########	5682.607
10000935	SEAN WAR	Tier 1 Bank Consortiu	10000935	Integral	5922275	spot	########	2014.09.1	America/N	174.898	GBP	JPY	Buy	174898	30589310	########	41970.3
10000935	SEAN WAR	Tier 1 Bank Consortiu	10000935	Integral	5928082	spot	########	2014.09.1	America/N	175.349	GBP	JPY	Buy	175349	30747272	########	42078.53
10000935	SEAN WAR	Tier 1 Bank Consortiu	10000935	Integral	5930199	spot	########	2014.09.1	America/N	175.719	GBP	JPY	Buy	175719	30877167	########	42167.31
10000935	SEAN WAR	Tier 1 Bank Consortiu	10000935	Integral	5930229	spot	########	2014.09.1	America/N	107.64	USD	JPY	Buy	107640	11586370	########	5704.92
10000935	SEAN WAR	Tier 1 Bank Consortiu	10000935	Integral	5930232	spot	########	2014.09.1	America/N	107.647	USD	JPY	Buy	215294	23175753	########	11410.58
10000935	SEAN WAR	Tier 1 Bank Consortiu	10000935	Integral	5930234	spot	########	2014.09.1	America/N	107.642	USD	JPY	Buy	215284	23173600	########	11410.05
10000935	SEAN WAR	Tier 1 Bank Consortiu	10000935	Integral	5930236	spot	########	2014.09.1	America/N	107.641	USD	JPY	Buy	107641	11586585	########	5704.973
10000935	SEAN WAR	Tier 1 Bank Consortiu	10000935	Integral	5937616	spot	########	2014.09.1	America/N	108.288	USD	JPY	Buy	108288	11726291	########	5739.264
10000935	SEAN WAR	Tier 1 Bank Consortiu	10000935	Integral	5937621	spot	########	2014.09.1	America/N	108.292	USD	JPY	Buy	216584	23454315	########	11478.95
10000935	SEAN WAR	Tier 1 Bank Consortiu	10000935	Integral	5937622	spot	########	2014.09.1	America/N	108.298	USD	JPY	Buy	216596	23456914	########	11479.59
10000935	SEAN WAR	Tier 1 Bank Consortiu	10000935	Integral	5942305	spot	########	2014.09.1	America/N	108.682	USD	JPY	Buy	108682	11811777	########	5760.146
10000935	SEAN WAR	Tier 1 Bank Consortiu	10000935	Integral	5942306	spot	########	2014.09.1	America/N	108.668	USD	JPY	Sell	108668	11808734	########	5759.404

10000935	SEAN WAR	Tier 1 Bank Consortiu	10000935	Integral	5944271	spot	########	2014.09.18	America/N	177.195	GBP	JPY	Buy	177195	31398068	########	42689.52
10000935	SEAN WAR	Tier 1 Bank Consortiu	10000935	Integral	5944273	spot	########	2014.09.18	America/N	177.192	GBP	JPY	Buy	177192	31397005	########	42688.8
10000935	SEAN WAR	Tier 1 Bank Consortiu	10000935	Integral	594774	spot	########	2013-11-1	America/N	1.12794	AUD	NZD	Sell	112794	127224.9	########	154590.3
10000935	SEAN WAR	Tier 1 Bank Consortiu	10000935	Integral	594775	spot	########	2013-11-1	America/N	1.12822	AUD	NZD	Buy	112822	127288	########	154628.7
10000935	SEAN WAR	Tier 1 Bank Consortiu	10000935	Integral	594887	spot	########	2013-11-1	America/N	108.961	CHF	JPY	Buy	10896100	1.19E 09	########	34624790
10000935	SEAN WAR	Tier 1 Bank Consortiu	10000935	Integral	594889	spot	########	2013-11-1	America/N	108.947	CHF	JPY	Sell	10894700	1.19E 09	########	34620341
10000935	SEAN WAR	Tier 1 Bank Consortiu	10000935	Integral	594924	spot	########	2013-11-1	America/N	108.942	CHF	JPY	Sell	32682600	3.56E 09	########	2.81E 08
10000935	SEAN WAR	Tier 1 Bank Consortiu	10000935	Integral	5957099	spot	########	2014.09.18	America/N	140.337	EUR	JPY	Buy	140337	19694474	########	9611.204
10000935	SEAN WAR	Tier 1 Bank Consortiu	10000935	Integral	5964201	spot	########	2014.09.19	America/N	109.401	USD	JPY	Buy	109401	11968579	########	5798.253
10000935	SEAN WAR	Tier 1 Bank Consortiu	10000935	Integral	5964203	spot	########	2014.09.19	America/N	109.399	USD	JPY	Buy	218798	23936282	########	11596.29
10000935	SEAN WAR	Tier 1 Bank Consortiu	10000935	Integral	6013339	spot	########	2014.09.23	America/N	98.615	CAD	JPY	Buy	98615	9724918	########	13124.26
10000935	SEAN WAR	Tier 1 Bank Consortiu	10000935	Integral	6013371	spot	########	2014.09.23	America/N	98.613	CAD	JPY	Sell	98613	9724524	########	13124
10000935	SEAN WAR	Tier 1 Bank Consortiu	10000935	Integral	6013376	spot	########	2014.09.23	America/N	98.63	CAD	JPY	Buy	98630	9727877	########	13126.26
10000935	SEAN WAR	Tier 1 Bank Consortiu	10000935	Integral	6020174	spot	########	2014.09.24	America/N	0.88486	AUD	USD	Sell	884.86	782.9772	########	41.49779
10000935	SEAN WAR	Tier 1 Bank Consortiu	10000935	Integral	6020175	spot	########	2014.09.24	America/N	0.88502	AUD	USD	Buy	885.02	783.2604	########	41.5128
10000935	SEAN WAR	Tier 1 Bank Consortiu	10000935	Integral	6020180	spot	########	2014.09.24	America/N	0.88513	AUD	USD	Buy	885.13	783.4551	########	41.52312
10000935	SEAN WAR	Tier 1 Bank Consortiu	10000935	Integral	6042727	spot	########	2014.09.25	America/N	86.11	SGD	JPY	Buy	86110	7414932	########	9982.784
10000935	SEAN WAR	Tier 1 Bank Consortiu	10000935	Integral	6042729	spot	########	2014.09.25	America/N	86.076	SGD	JPY	Sell	86076	7409078	########	9978.842
10000935	SEAN WAR	Tier 1 Bank Consortiu	10000935	Integral	6052634	spot	########	2014.09.26	America/N	1.11712	AUD	SGD	Buy	1117.12	1247.957	########	144.1083
10000935	SEAN WAR	Tier 1 Bank Consortiu	10000935	Integral	6052635	spot	########	2014.09.26	America/N	1.11673	AUD	SGD	Sell	1116.73	1247.086	########	144.058
10000935	SEAN WAR	Tier 1 Bank Consortiu	10000935	Integral	6052636	spot	########	2014.09.26	America/N	1.11707	AUD	SGD	Buy	1117.07	1247.845	########	144.1019
10000935	SEAN WAR	Tier 1 Bank Consortiu	10000935	Integral	6116711	spot	########	2014.10.01	America/N	1.11065	AUD	SGD	Sell	1110.65	1233.543	########	142.1472
10000935	SEAN WAR	Tier 1 Bank Consortiu	10000935	Integral	6116715	spot	########	2014.10.01	America/N	1.11065	AUD	SGD	Sell	1110.65	1233.543	########	142.1472
10000935	SEAN WAR	Tier 1 Bank Consortiu	10000935	Integral	6129682	spot	########	2014.10.02	America/N	1.11922	AUD	SGD	Buy	1119.22	1252.653	########	144.3381
10000935	SEAN WAR	Tier 1 Bank Consortiu	10000935	Integral	6129685	spot	########	2014.10.02	America/N	1.11883	AUD	SGD	Sell	1118.83	1251.781	########	144.2878
10000935	SEAN WAR	Tier 1 Bank Consortiu	10000935	Integral	6129686	spot	########	2014.10.02	America/N	1.11927	AUD	SGD	Buy	1119.22	1252.709	########	144.3381
10000935	SEAN WAR	Tier 1 Bank Consortiu	10000935	Integral	621449	spot	########	2013-11-1	America/N	109.597	CHF	JPY	Sell	32879100	3.6E 09	########	2.83E 08
10000935	SEAN WAR	Tier 1 Bank Consortiu	10000935	Integral	621458	spot	########	2013-11-1	America/N	109.602	CHF	JPY	Buy	10960200	1.2E 09	########	34832285
10000935	SEAN WAR	Tier 1 Bank Consortiu	10000935	Integral	621460	spot	########	2013-11-1	America/N	109.584	CHF	JPY	Sell	10958400	1.2E 09	########	34826565
10000935	SEAN WAR	Tier 1 Bank Consortiu	10000935	Integral	625188	spot	########	2013-11-1	America/N	1.12255	AUD	NZD	Sell	112255	126011.9	########	155056.2
10000935	SEAN WAR	Tier 1 Bank Consortiu	10000935	Integral	625189	spot	########	2013-11-1	America/N	1.12273	AUD	NZD	Buy	112273	126052.3	########	155081.1
10000935	SEAN WAR	Tier 1 Bank Consortiu	10000935	Integral	625190	spot	########	2013-11-1	America/N	1.12265	AUD	NZD	Buy	224530	252068.6	########	310140
10000935	SEAN WAR	Tier 1 Bank Consortiu	10000935	Integral	632220	spot	########	2013-11-1	America/N	109.727	CHF	JPY	Buy	10972700	1.2E 09	########	35013495
10000935	SEAN WAR	Tier 1 Bank Consortiu	10000935	Integral	632221	spot	########	2013-11-1	America/N	109.705	CHF	JPY	Sell	10970500	1.2E 09	########	35006475
10000935	SEAN WAR	Tier 1 Bank Consortiu	10000935	Integral	652499	spot	########	2013-11-2	America/N	109.914	CHF	JPY	Sell	32974200	3.62E 09	########	2.84E 08
10000935	SEAN WAR	Tier 1 Bank Consortiu	10000935	Integral	6557405	spot	########	2014.11.04	America/N	88.101	SGD	JPY	Sell	88101	7761786	########	10043.7
10000935	SEAN WAR	Tier 1 Bank Consortiu	10000935	Integral	6557409	spot	########	2014.11.04	America/N	88.141	SGD	JPY	Buy	88141	7768836	########	10048.26
10000935	SEAN WAR	Tier 1 Bank Consortiu	10000935	Integral	6557410	spot	########	2014.11.04	America/N	88.101	SGD	JPY	Sell	88101	7761786	########	10043.7
10000935	SEAN WAR	Tier 1 Bank Consortiu	10000935	Integral	669676	spot	########	2013-11-2	America/N	1.12948	AUD	NZD	Sell	112948	127572.5	########	156030
10000935	SEAN WAR	Tier 1 Bank Consortiu	10000935	Integral	669677	spot	########	2013-11-2	America/N	1.12969	AUD	NZD	Buy	112969	127619.9	########	156059
10000935	SEAN WAR	Tier 1 Bank Consortiu	10000935	Integral	685442	spot	########	2013-11-2	America/N	110.279	CHF	JPY	Sell	33083700	3.65E 09	########	2.84E 08
10000935	SEAN WAR	Tier 1 Bank Consortiu	10000935	Integral	689305	spot	########	2013-11-2	America/N	110.348	CHF	JPY	Sell	33104400	3.65E 09	########	2.85E 08
10000935	SEAN WAR	Tier 1 Bank Consortiu	10000935	Integral	694941	spot	########	2013-11-2	America/N	1.12234	AUD	NZD	Buy	336702	377894.1	########	453499.7
10000935	SEAN WAR	Tier 1 Bank Consortiu	10000935	Integral	694949	spot	########	2013-11-2	America/N	110.716	CHF	JPY	Sell	33214800	3.68E 09	########	2.87E 08
10000935	SEAN WAR	Tier 1 Bank Consortiu	10000935	Integral	695002	spot	########	2013-11-2	America/N	110.72	CHF	JPY	Buy	11072000	1.23E 09	########	35429426
10000935	SEAN WAR	Tier 1 Bank Consortiu	10000935	Integral	695003	spot	########	2013-11-2	America/N	110.694	CHF	JPY	Sell	11069400	1.23E 09	########	35421106
10000935	SEAN WAR	Tier 1 Bank Consortiu	10000935	Integral	697634	spot	########	2013-11-2	America/N	1.11918	AUD	NZD	Buy	335754	375769.2	########	452222.9
10000935	SEAN WAR	Tier 1 Bank Consortiu	10000935	Integral	705377	spot	########	2013-11-2	America/N	111.672	CHF	JPY	Buy	33501600	3.74E 09	########	2.89E 08
10000935	SEAN WAR	Tier 1 Bank Consortiu	10000935	Integral	705846	spot	########	2013-11-2	America/N	111.602	CHF	JPY	Sell	55801000	6.23E 09	########	4.83E 08
10000935	SEAN WAR	Tier 1 Bank Consortiu	10000935	Integral	705948	spot	########	2013-11-2	America/N	111.577	CHF	JPY	Sell	55788500	6.22E 09	########	4.83E 08
10000935	SEAN WAR	Tier 1 Bank Consortiu	10000935	Integral	707270	spot	########	2013-11-2	America/N	111.681	CHF	JPY	Buy	22336200	2.49E 09	########	1.93E 08
10000935	SEAN WAR	Tier 1 Bank Consortiu	10000935	Integral	707271	spot	########	2013-11-2	America/N	111.568	CHF	JPY	Sell	22313600	2.49E 09	########	1.93E 08
10000935	SEAN WAR	Tier 1 Bank Consortiu	10000935	Integral	707499	spot	########	2013-11-2	America/N	1.11992	AUD	NZD	Buy	559960	627110.4	########	753503.5
10000935	SEAN WAR	Tier 1 Bank Consortiu	10000935	Integral	717220	spot	########	2013-11-2	America/N	111.74	CHF	JPY	Sell	55870000	6.24E 09	########	4.82E 08
10000935	SEAN WAR	Tier 1 Bank Consortiu	10000935	Integral	717228	spot	########	2013-11-2	America/N	111.757	CHF	JPY	Buy	11175700	1.25E 09	########	35667128

10000935	SEAN WAR	Tier 1 Bank Consortiu	10000935	Integral	717230	spot	########	2013-11-2	America/N	111.726	CHF	JPY	Sell	11172600	1.25E 09	########	35657234
10000935	SEAN WAR	Tier 1 Bank Consortiu	10000935	Integral	74048	spot	9/4/2013	2013-09-0	America/N	1.4384	EUR	AUD	Buy	143840	206899.5	########	279054.3
10000935	SEAN WAR	Tier 1 Bank Consortiu	10000935	Integral	74055	spot	9/4/2013	2013-09-0	America/N	1.46336	GBP	CHF	Sell	146336	214142.2	9/9/2013	336190.8
10000935	SEAN WAR	Tier 1 Bank Consortiu	10000935	Integral	752040	spot	########	2013-11-2	America/N	112.436	CHF	JPY	Buy	11243600	1.26E 09	########	36028053
10000935	SEAN WAR	Tier 1 Bank Consortiu	10000935	Integral	752071	spot	########	2013-11-2	America/N	112.406	CHF	JPY	Buy	11240600	1.26E 09	########	36018440
10000935	SEAN WAR	Tier 1 Bank Consortiu	10000935	Integral	752072	spot	########	2013-11-2	America/N	112.39	CHF	JPY	Sell	11239000	1.26E 09	########	36013313
10000935	SEAN WAR	Tier 1 Bank Consortiu	10000935	Integral	752249	spot	########	2013-11-2	America/N	1.11676	AUD	NZD	Sell	558380	623576.4	########	745754.7
10000935	SEAN WAR	Tier 1 Bank Consortiu	10000935	Integral	752251	spot	########	2013-11-2	America/N	1.11705	AUD	NZD	Buy	558525	623900.4	########	745948.4
10000935	SEAN WAR	Tier 1 Bank Consortiu	10000935	Integral	752265	spot	########	2013-11-2	America/N	112.446	CHF	JPY	Buy	56223000	6.32E 09	########	4.87E 08
10000935	SEAN WAR	Tier 1 Bank Consortiu	10000935	Integral	752267	spot	########	2013-11-2	America/N	112.427	CHF	JPY	Sell	56213500	6.32E 09	########	4.87E 08
10000935	SEAN WAR	Tier 1 Bank Consortiu	10000935	Integral	7536116	spot	########	2015.01.2	America/N	0.72211	AUD	CHF	Buy	722.11	521.4429	2/4/2015	84.50084
10000935	SEAN WAR	Tier 1 Bank Consortiu	10000935	Integral	7536117	spot	########	2015.01.2	America/N	0.72166	AUD	CHF	Sell	721.66	520.7932	2/4/2015	84.44818
10000935	SEAN WAR	Tier 1 Bank Consortiu	10000935	Integral	7536183	spot	########	2015.01.2	America/N	0.74842	EUR	GBP	Buy	748.42	560.1325	2/3/2015	44.98551
10000935	SEAN WAR	Tier 1 Bank Consortiu	10000935	Integral	7536184	spot	########	2015.01.2	America/N	0.74826	EUR	GBP	Sell	748.26	559.893	2/3/2015	44.97589
10000935	SEAN WAR	Tier 1 Bank Consortiu	10000935	Integral	7536186	spot	########	2015.01.2	America/N	0.74844	EUR	GBP	Buy	748.44	560.1624	2/3/2015	44.98671
10000935	SEAN WAR	Tier 1 Bank Consortiu	10000935	Integral	7581221	spot	2/2/2015	2015.02.0	America/N	1.13353	EUR	USD	Buy	1133.53	1284.89	2/3/2015	68.09918
10000935	SEAN WAR	Tier 1 Bank Consortiu	10000935	Integral	7581223	spot	2/2/2015	2015.02.0	America/N	1.13347	EUR	USD	Sell	1133.47	1284.754	2/3/2015	68.09197
10000935	SEAN WAR	Tier 1 Bank Consortiu	10000935	Integral	7581224	spot	2/2/2015	2015.02.0	America/N	1.13359	EUR	USD	Buy	1133.59	1285.026	2/3/2015	68.10639
10000935	SEAN WAR	Tier 1 Bank Consortiu	10000935	Integral	7606352	spot	2/4/2015	2015.02.0	America/N	0.73883	NZD	USD	Buy	738.83	545.8698	2/5/2015	80.24286
10000935	SEAN WAR	Tier 1 Bank Consortiu	10000935	Integral	7606353	spot	2/4/2015	2015.02.0	America/N	0.73846	NZD	USD	Sell	738.46	545.3232	2/5/2015	80.16251
10000935	SEAN WAR	Tier 1 Bank Consortiu	10000935	Integral	7606354	spot	2/4/2015	2015.02.0	America/N	0.73862	NZD	USD	Buy	738.62	545.5595	2/5/2015	80.19725
10000935	SEAN WAR	Tier 1 Bank Consortiu	10000935	Integral	7636396	spot	2/5/2015	2015.02.0	America/N	0.74847	EUR	GBP	Buy	748.47	560.2073	4/3/2015	45.34355
10000935	SEAN WAR	Tier 1 Bank Consortiu	10000935	Integral	7636397	spot	2/5/2015	2015.02.0	America/N	0.74829	EUR	GBP	Sell	748.29	559.9379	########	45.33264
10000935	SEAN WAR	Tier 1 Bank Consortiu	10000935	Integral	7636398	spot	2/5/2015	2015.02.0	America/N	0.74847	EUR	GBP	Buy	748.47	560.2073	4/3/2015	45.34355
10000935	SEAN WAR	Tier 1 Bank Consortiu	10000935	Integral	7636428	spot	2/5/2015	2015.02.0	America/N	0.73869	NZD	USD	Sell	738.69	545.6629	########	80.21245
10000935	SEAN WAR	Tier 1 Bank Consortiu	10000935	Integral	7636429	spot	2/5/2015	2015.02.0	America/N	0.73893	NZD	USD	Buy	738.93	546.0175	########	80.26458
10000935	SEAN WAR	Tier 1 Bank Consortiu	10000935	Integral	7636431	spot	2/5/2015	2015.02.0	America/N	0.73895	NZD	USD	Buy	738.95	546.0471	########	80.26892
10000935	SEAN WAR	Tier 1 Bank Consortiu	10000935	Integral	764544	spot	########	2013-11-2	America/N	112.873	CHF	JPY	Buy	56436500	6.37E 09	########	4.9E 08
10000935	SEAN WAR	Tier 1 Bank Consortiu	10000935	Integral	764825	spot	########	2013-11-2	America/N	102.298	USD	JPY	Buy	51149000	5.23E 09	########	1.8E 08
10000935	SEAN WAR	Tier 1 Bank Consortiu	10000935	Integral	764826	spot	########	2013-11-2	America/N	102.284	USD	JPY	Sell	51142000	5.23E 09	########	1.8E 08
10000935	SEAN WAR	Tier 1 Bank Consortiu	10000935	Integral	764859	spot	########	2013-11-2	America/N	0.81222	NZD	USD	Sell	406110	329850.7	########	484880.5
10000935	SEAN WAR	Tier 1 Bank Consortiu	10000935	Integral	764863	spot	########	2013-11-2	America/N	0.81239	NZD	USD	Buy	406195	329988.8	########	485083.5
10000935	SEAN WAR	Tier 1 Bank Consortiu	10000935	Integral	764878	spot	########	2013-11-2	America/N	0.90889	AUD	USD	Sell	454445	413040.5	########	218911.5
10000935	SEAN WAR	Tier 1 Bank Consortiu	10000935	Integral	764880	spot	########	2013-11-2	America/N	0.90909	AUD	USD	Buy	454545	413222.3	########	219007.8
10000935	SEAN WAR	Tier 1 Bank Consortiu	10000935	Integral	765034	spot	########	2013-11-2	America/N	0.86051	NZD	CAD	Buy	430255	370238.7	########	1094192
10000935	SEAN WAR	Tier 1 Bank Consortiu	10000935	Integral	765035	spot	########	2013-11-2	America/N	0.86017	NZD	CAD	Sell	430085	369946.2	########	1093760
10000935	SEAN WAR	Tier 1 Bank Consortiu	10000935	Integral	765051	spot	########	2013-11-2	America/N	0.90615	USD	CHF	Buy	453075	410553.9	########	240129.8
10000935	SEAN WAR	Tier 1 Bank Consortiu	10000935	Integral	765052	spot	########	2013-11-2	America/N	0.90603	USD	CHF	Sell	453015	410445.2	########	240098
10000935	SEAN WAR	Tier 1 Bank Consortiu	10000935	Integral	765153	spot	########	2013-11-2	America/N	0.83169	EUR	GBP	Sell	415845	345854.1	########	299730.1
10000935	SEAN WAR	Tier 1 Bank Consortiu	10000935	Integral	765155	spot	########	2013-11-2	America/N	0.83184	EUR	GBP	Buy	415920	345978.9	########	299784.1
10000935	SEAN WAR	Tier 1 Bank Consortiu	10000935	Integral	765189	spot	########	2013-11-2	America/N	139.035	EUR	JPY	Buy	69517500	9.67E 09	########	3.32E 08
10000935	SEAN WAR	Tier 1 Bank Consortiu	10000935	Integral	765204	spot	########	2013-11-2	America/N	139.042	EUR	JPY	Sell	69521000	9.67E 09	########	3.32E 08
10000935	SEAN WAR	Tier 1 Bank Consortiu	10000935	Integral	765250	spot	########	2013-11-2	America/N	1.05911	USD	CAD	Buy	529555	560857	########	280664.2
10000935	SEAN WAR	Tier 1 Bank Consortiu	10000935	Integral	765252	spot	########	2013-11-2	America/N	1.05892	USD	CAD	Sell	529460	560655.8	########	280613.8
10000935	SEAN WAR	Tier 1 Bank Consortiu	10000935	Integral	765309	spot	########	2013-11-2	America/N	167.157	GBP	JPY	Buy	50147100	8.38E 09	########	6.45E 08
10000935	SEAN WAR	Tier 1 Bank Consortiu	10000935	Integral	765310	spot	########	2013-11-2	America/N	167.14	GBP	JPY	Sell	50142000	8.38E 09	########	6.45E 08
10000935	SEAN WAR	Tier 1 Bank Consortiu	10000935	Integral	765817	spot	########	2013-11-2	America/N	1.11945	AUD	NZD	Sell	111945	125316.8	########	149625.4
10000935	SEAN WAR	Tier 1 Bank Consortiu	10000935	Integral	765820	spot	########	2013-11-2	America/N	1.11938	AUD	NZD	Sell	111938	125301.2	########	149616.1
10000935	SEAN WAR	Tier 1 Bank Consortiu	10000935	Integral	765826	spot	########	2013-11-2	America/N	112.857	CHF	JPY	Buy	11285700	1.27E 09	########	36238772
10000935	SEAN WAR	Tier 1 Bank Consortiu	10000935	Integral	765828	spot	########	2013-11-2	America/N	112.857	CHF	JPY	Buy	11285700	1.27E 09	########	36238772
10000935	SEAN WAR	Tier 1 Bank Consortiu	10000935	Integral	765856	spot	########	2013-11-2	America/N	92.944	AUD	JPY	Sell	46472000	4.32E 09	########	3.33E 08
10000935	SEAN WAR	Tier 1 Bank Consortiu	10000935	Integral	765859	spot	########	2013-11-2	America/N	92.96	AUD	JPY	Buy	46480000	4.32E 09	########	3.33E 08
10000935	SEAN WAR	Tier 1 Bank Consortiu	10000935	Integral	765880	spot	########	2013-11-2	America/N	96.536	CAD	JPY	Buy	48268000	4.66E 09	########	3.59E 08
10000935	SEAN WAR	Tier 1 Bank Consortiu	10000935	Integral	765882	spot	########	2013-11-2	America/N	96.518	CAD	JPY	Sell	48259000	4.66E 09	########	3.59E 08
10000935	SEAN WAR	Tier 1 Bank Consortiu	10000935	Integral	765931	spot	########	2013-11-2	America/N	1.7973	GBP	AUD	Buy	898650	1615144	########	4274727

10000935	SEAN WAR	Tier 1 Bank Consortiu	10000935	Integral	765932	spot	########	2013-11-2	America/N	1.79708	GBP	AUD	Sell	898540	1614748	########	4274203
10000935	SEAN WAR	Tier 1 Bank Consortiu	10000935	Integral	765963	spot	########	2013-11-2	America/N	0.73538	NZD	CHF	Sell	367690	270391.9	########	935081.6
10000935	SEAN WAR	Tier 1 Bank Consortiu	10000935	Integral	765964	spot	########	2013-11-2	America/N	0.73562	NZD	CHF	Buy	367810	270568.4	########	935386.8
10000935	SEAN WAR	Tier 1 Bank Consortiu	10000935	Integral	765975	spot	########	2013-11-2	America/N	1.49591	EUR	AUD	Sell	299182	447549.3	########	598102.7
10000935	SEAN WAR	Tier 1 Bank Consortiu	10000935	Integral	765976	spot	########	2013-11-2	America/N	1.4961	EUR	AUD	Buy	299220	447663	########	598178.6
10000935	SEAN WAR	Tier 1 Bank Consortiu	10000935	Integral	7818591	spot	########	2015.02.2	America/N	0.73406	EUR	GBP	Sell	734.06	538.8441	3/2/2015	44.1068
10000935	SEAN WAR	Tier 1 Bank Consortiu	10000935	Integral	7845627	spot	########	2015.02.2	America/N	7.46735	EUR	DKK	Sell	7467.35	55761.32	########	76.32938
10000935	SEAN WAR	Tier 1 Bank Consortiu	10000935	Integral	7846930	spot	########	2015.02.2	America/N	0.73195	EUR	GBP	Sell	731.95	535.7508	########	44.05955
10000935	SEAN WAR	Tier 1 Bank Consortiu	10000935	Integral	7847010	spot	########	2015.02.2	America/N	1.35395	USD	SGD	Buy	1353.95	1833.181	3/6/2015	71.75935
10000935	SEAN WAR	Tier 1 Bank Consortiu	10000935	Integral	7847011	spot	########	2015.02.2	America/N	1.35379	USD	SGD	Sell	1353.79	1832.747	4/3/2015	71.75087
10000935	SEAN WAR	Tier 1 Bank Consortiu	10000935	Integral	7894118	spot	3/2/2015	2015.03.0	America/N	1.11936	EUR	USD	Buy	1119.36	1252.967	4/3/2015	66.40724
10000935	SEAN WAR	Tier 1 Bank Consortiu	10000935	Integral	7894121	spot	3/2/2015	2015.03.0	America/N	1.11925	EUR	USD	Sell	1119.25	1252.721	3/5/2015	66.39419
10000935	SEAN WAR	Tier 1 Bank Consortiu	10000935	Integral	7894122	spot	3/2/2015	2015.03.0	America/N	1.11935	EUR	USD	Buy	1119.35	1252.944	4/3/2015	66.40605
10000935	SEAN WAR	Tier 1 Bank Consortiu	10000935	Integral	78959	spot	9/5/2013	2013-09-0	America/N	1.46977	GBP	CHF	Sell	146977	216022.4	9/6/2013	336820.8
10000935	SEAN WAR	Tier 1 Bank Consortiu	10000935	Integral	7927360	spot	3/5/2015	2015.03.0	America/N	1.10768	EUR	USD	Sell	1107.68	1226.955	3/5/2015	65.02861
10000935	SEAN WAR	Tier 1 Bank Consortiu	10000935	Integral	7927361	spot	3/5/2015	2015.03.0	America/N	1.10771	EUR	USD	Sell	1107.71	1227.021	3/5/2015	65.03214
10000935	SEAN WAR	Tier 1 Bank Consortiu	10000935	Integral	7941876	spot	3/5/2015	2015.03.0	America/N	1.10317	EUR	USD	Sell	1103.17	1216.984	3/6/2015	64.50015
10000935	SEAN WAR	Tier 1 Bank Consortiu	10000935	Integral	7941901	spot	3/5/2015	2015.03.0	America/N	1.10255	EUR	USD	Sell	1102.55	1215.617	3/6/2015	64.42767
10000935	SEAN WAR	Tier 1 Bank Consortiu	10000935	Integral	7946724	spot	3/6/2015	2015.03.0	America/N	0.72293	EUR	GBP	Sell	722.93	522.6278	########	41.61615
10000935	SEAN WAR	Tier 1 Bank Consortiu	10000935	Integral	7946725	spot	3/6/2015	2015.03.0	America/N	0.72294	EUR	GBP	Sell	722.94	522.6422	########	41.61673
10000935	SEAN WAR	Tier 1 Bank Consortiu	10000935	Integral	7961489	spot	3/6/2015	2015.03.0	America/N	1.08861	EUR	USD	Buy	1088.61	1185.072	4/3/2015	62.8088
10000935	SEAN WAR	Tier 1 Bank Consortiu	10000935	Integral	7961490	spot	3/6/2015	2015.03.0	America/N	1.08847	EUR	USD	Sell	1088.47	1184.767	########	62.79265
10000935	SEAN WAR	Tier 1 Bank Consortiu	10000935	Integral	7961491	spot	3/6/2015	2015.03.0	America/N	1.08862	EUR	USD	Buy	1088.62	1185.094	4/3/2015	62.80996
10000935	SEAN WAR	Tier 1 Bank Consortiu	10000935	Integral	7961492	spot	3/6/2015	2015.03.0	America/N	1.08851	EUR	USD	Sell	1088.51	1184.854	########	62.79726
10000935	SEAN WAR	Tier 1 Bank Consortiu	10000935	Integral	7961723	spot	3/6/2015	2015.03.0	America/N	1.37954	USD	SGD	Sell	1379.54	1903.131	3/6/2015	73.11562
10000935	SEAN WAR	Tier 1 Bank Consortiu	10000935	Integral	7961730	spot	3/6/2015	2015.03.0	America/N	1.37988	USD	SGD	Buy	1379.88	1904.069	3/6/2015	73.13364
10000935	SEAN WAR	Tier 1 Bank Consortiu	10000935	Integral	7964528	spot	3/6/2015	2015.03.0	America/N	1.38118	USD	SGD	Buy	1381.18	1907.658	########	73.20254
10000935	SEAN WAR	Tier 1 Bank Consortiu	10000935	Integral	7964822	spot	3/6/2015	2015.03.0	America/N	1.0848	EUR	USD	Sell	1084.8	1176.791	########	62.36993
10000935	SEAN WAR	Tier 1 Bank Consortiu	10000935	Integral	7991165	spot	########	2015.03.1	America/N	1.0765	EUR	USD	Sell	1076.5	1158.852	########	61.41917
10000935	SEAN WAR	Tier 1 Bank Consortiu	10000935	Integral	7991168	spot	########	2015.03.1	America/N	1.07661	EUR	USD	Sell	1076.61	1159.089	########	61.43172
10000935	SEAN WAR	Tier 1 Bank Consortiu	10000935	Integral	7991238	spot	########	2015.03.1	America/N	1.07738	EUR	USD	Sell	1077.38	1160.748	########	61.51963
10000935	SEAN WAR	Tier 1 Bank Consortiu	10000935	Integral	7991241	spot	########	2015.03.1	America/N	1.07729	EUR	USD	Sell	1077.29	1160.554	########	61.50935
10000935	SEAN WAR	Tier 1 Bank Consortiu	10000935	Integral	7991279	spot	########	2015.03.1	America/N	0.71401	EUR	GBP	Sell	714.01	509.8103	4/3/2015	40.51989
10000935	SEAN WAR	Tier 1 Bank Consortiu	10000935	Integral	7997255	spot	########	2015.03.1	America/N	0.70984	EUR	GBP	Sell	709.84	503.8728	########	40.28324
10000935	SEAN WAR	Tier 1 Bank Consortiu	10000935	Integral	7997371	spot	########	2015.03.1	America/N	1.39072	USD	SGD	Buy	1390.72	1934.102	4/3/2015	73.70816
10000935	SEAN WAR	Tier 1 Bank Consortiu	10000935	Integral	8007053	spot	########	2015.03.1	America/N	1.06062	EUR	USD	Sell	1060.62	1124.915	4/3/2015	59.62048
10000935	SEAN WAR	Tier 1 Bank Consortiu	10000935	Integral	8007060	spot	########	2015.03.1	America/N	1.06092	EUR	USD	Sell	1060.92	1125.551	4/3/2015	59.65422
10000935	SEAN WAR	Tier 1 Bank Consortiu	10000935	Integral	8007061	spot	########	2015.03.1	America/N	1.06095	EUR	USD	Sell	1060.95	1125.615	4/3/2015	59.65759
10000935	SEAN WAR	Tier 1 Bank Consortiu	10000935	Integral	8007064	spot	########	2015.03.1	America/N	1.06102	EUR	USD	Sell	1061.02	1125.763	4/3/2015	59.66546
10000935	SEAN WAR	Tier 1 Bank Consortiu	10000935	Integral	8007264	spot	########	2015.03.1	America/N	0.70505	EUR	GBP	Sell	705.05	497.0955	4/3/2015	39.51816
10000935	SEAN WAR	Tier 1 Bank Consortiu	10000935	Integral	8230108	spot	########	2015.03.2	America/N	0.72983	EUR	GBP	Sell	729.83	532.6518	########	42.12553
10000935	SEAN WAR	Tier 1 Bank Consortiu	10000935	Integral	8257047	spot	########	2015.03.3	America/N	1.07433	EUR	USD	Sell	1074.33	1154.185	########	61.1718
10000935	SEAN WAR	Tier 1 Bank Consortiu	10000935	Integral	8257136	spot	########	2015.03.3	America/N	0.72551	EUR	GBP	Sell	725.51	526.3648	4/3/2015	41.29748
10000935	SEAN WAR	Tier 1 Bank Consortiu	10000935	Integral	8295799	spot	4/3/2015	2015.04.0	America/N	1.08824	EUR	USD	Buy	1088.24	1184.266	4/3/2015	62.76611
10000935	SEAN WAR	Tier 1 Bank Consortiu	10000935	Integral	8304320	spot	4/3/2015	2015.04.0	America/N	1.10061	EUR	USD	Buy	1100.61	1211.342	########	64.20115
10000935	SEAN WAR	Tier 1 Bank Consortiu	10000935	Integral	8314158	spot	4/6/2015	2015.04.0	America/N	1.00415	AUD	NZD	Sell	1004.15	1008.317	########	113.1283
10000935	SEAN WAR	Tier 1 Bank Consortiu	10000935	Integral	8321794	spot	4/7/2015	2015.04.0	America/N	1.09341	EUR	USD	Sell	1093.41	1195.545	4/9/2015	63.36391
10000935	SEAN WAR	Tier 1 Bank Consortiu	10000935	Integral	8322890	spot	4/7/2015	2015.04.0	America/N	1.01034	AUD	NZD	Buy	1010.34	1020.787	4/7/2015	113.6549
10000935	SEAN WAR	Tier 1 Bank Consortiu	10000935	Integral	8323577	spot	4/7/2015	2015.04.0	America/N	1.09453	EUR	USD	Buy	1094.53	1197.996	########	63.49378
10000935	SEAN WAR	Tier 1 Bank Consortiu	10000935	Integral	8326260	spot	4/7/2015	2015.04.0	America/N	1.02054	AUD	NZD	Buy	1020.54	1041.502	########	114.8023
10000935	SEAN WAR	Tier 1 Bank Consortiu	10000935	Integral	8334431	spot	4/7/2015	2015.04.0	America/N	0.72861	EUR	GBP	Sell	728.61	530.8725	4/8/2015	41.93927
10000935	SEAN WAR	Tier 1 Bank Consortiu	10000935	Integral	834674	spot	########	2013-11-2	America/N	0.90195	USD	CHF	Sell	270585	244054.1	########	143410.1
10000935	SEAN WAR	Tier 1 Bank Consortiu	10000935	Integral	834675	spot	########	2013.12.0	America/N	0.9021	USD	CHF	Buy	270630	244135.3	########	143433.9
10000935	SEAN WAR	Tier 1 Bank Consortiu	10000935	Integral	834743	spot	########	2013.12.0	America/N	101.982	USD	JPY	Sell	30594600	3.12E 09	########	1.07E 08
10000935	SEAN WAR	Tier 1 Bank Consortiu	10000935	Integral	834745	spot	########	2013-12-0	America/N	102.008	USD	JPY	Buy	30602400	3.12E 09	########	1.07E 08

10000935	SEAN WAR	Tier 1 Bank Consortiu	10000935	Integral	834771	spot	########	2013-12-0	America/N	0.90241	AUD	USD	Sell	180482	162868.8	########	86320.44
10000935	SEAN WAR	Tier 1 Bank Consortiu	10000935	Integral	834773	spot	########	2013-12-0	America/N	0.90258	AUD	USD	Buy	180516	162930.1	########	86352.97
10000935	SEAN WAR	Tier 1 Bank Consortiu	10000935	Integral	834996	spot	########	2013-11-2	America/N	167.259	GBP	JPY	Sell	50177700	8.39E 09	########	6.46E 08
10000935	SEAN WAR	Tier 1 Bank Consortiu	10000935	Integral	835008	spot	########	2013.12.0	America/N	138.814	EUR	JPY	Sell	41644200	5.78E 09	########	1.98E 08
10000935	SEAN WAR	Tier 1 Bank Consortiu	10000935	Integral	835072	spot	########	2013-12-0	America/N	138.885	EUR	JPY	Buy	13888500	1.93E 09	########	18827945
10000935	SEAN WAR	Tier 1 Bank Consortiu	10000935	Integral	835074	spot	########	2013-12-0	America/N	138.871	EUR	JPY	Sell	13887100	1.93E 09	########	18826047
10000935	SEAN WAR	Tier 1 Bank Consortiu	10000935	Integral	835081	spot	########	2013.12.0	America/N	167.404	GBP	JPY	Buy	16740400	2.8E 09	########	2.15E 08
10000935	SEAN WAR	Tier 1 Bank Consortiu	10000935	Integral	835082	spot	########	2013-12-0	America/N	167.384	GBP	JPY	Sell	16738400	2.8E 09	########	2.15E 08
10000935	SEAN WAR	Tier 1 Bank Consortiu	10000935	Integral	8355745	spot	4/8/2015	2015.04.0	America/N	0.72316	EUR	GBP	Sell	723.16	522.9604	########	41.3611
10000935	SEAN WAR	Tier 1 Bank Consortiu	10000935	Integral	836592	spot	########	2013-12-0	America/N	139.113	EUR	JPY	Buy	41733900	5.81E 09	########	2E 08
10000935	SEAN WAR	Tier 1 Bank Consortiu	10000935	Integral	836609	spot	########	2013.12.0	America/N	167.694	GBP	JPY	Buy	92070400	1.54E 10	########	1.98E 09
10000935	SEAN WAR	Tier 1 Bank Consortiu	10000935	Integral	8373231	spot	4/9/2015	2015.04.0	America/N	1.07071	EUR	USD	Sell	1070.71	1146.42	########	60.76025
10000935	SEAN WAR	Tier 1 Bank Consortiu	10000935	Integral	845862	spot	########	2013-12-0	America/N	166.841	GBP	JPY	Sell	50052300	8.35E 09	########	6.43E 08
10000935	SEAN WAR	Tier 1 Bank Consortiu	10000935	Integral	846046	spot	########	2013-12-0	America/N	0.8192	NZD	USD	Sell	245760	201326.6	########	295950.1
10000935	SEAN WAR	Tier 1 Bank Consortiu	10000935	Integral	846048	spot	########	2013-12-0	America/N	0.81939	NZD	USD	Buy	245817	201420	########	296087.4
10000935	SEAN WAR	Tier 1 Bank Consortiu	10000935	Integral	8468561	spot	########	2015.04.1	America/N	1.02027	AUD	NZD	Sell	1020.27	1040.951	########	116.5417
10000935	SEAN WAR	Tier 1 Bank Consortiu	10000935	Integral	8484344	spot	########	2015.04.1	America/N	0.7208	EUR	GBP	Sell	720.8	519.5526	########	41.16118
10000935	SEAN WAR	Tier 1 Bank Consortiu	10000935	Integral	848510	spot	########	2013-12-0	America/N	1.10264	AUD	NZD	Sell	330792	364744.5	########	439388.4
10000935	SEAN WAR	Tier 1 Bank Consortiu	10000935	Integral	848512	spot	########	2013-12-0	America/N	1.10281	AUD	NZD	Buy	330843	364857	########	439456.1
10000935	SEAN WAR	Tier 1 Bank Consortiu	10000935	Integral	8499131	spot	########	2015.04.2	America/N	1.39661	EUR	NZD	Sell	1396.61	1950.519	########	470.1211
10000935	SEAN WAR	Tier 1 Bank Consortiu	10000935	Integral	8499132	spot	########	2015.04.2	America/N	1.39692	EUR	NZD	Buy	1396.92	1951.385	########	470.2254
10000935	SEAN WAR	Tier 1 Bank Consortiu	10000935	Integral	850068	spot	########	2013-12-0	America/N	1.81211	GBP	AUD	Sell	906055	1641871	########	4303096
10000935	SEAN WAR	Tier 1 Bank Consortiu	10000935	Integral	850235	spot	########	2013-11-2	America/N	1.81426	GBP	AUD	Buy	907130	1645770	########	4315065
10000935	SEAN WAR	Tier 1 Bank Consortiu	10000935	Integral	851083	spot	########	2013.12.0	America/N	1.81394	GBP	AUD	Buy	906970	1645189	########	4307441
10000935	SEAN WAR	Tier 1 Bank Consortiu	10000935	Integral	8515612	spot	########	2015.04.2	America/N	1.38843	EUR	NZD	Sell	1388.43	1927.738	########	466.8026
10000935	SEAN WAR	Tier 1 Bank Consortiu	10000935	Integral	8523694	spot	########	2015.04.2	America/N	1.01222	AUD	NZD	Buy	1012.22	1024.589	########	115.4808
10000935	SEAN WAR	Tier 1 Bank Consortiu	10000935	Integral	853870	spot	########	2013-12-0	America/N	0.89876	USD	CHF	Sell	269628	242330.9	########	142902.8
10000935	SEAN WAR	Tier 1 Bank Consortiu	10000935	Integral	854219	spot	########	2013-12-0	America/N	139.519	EUR	JPY	Buy	41855700	5.84E 09	########	2.01E 08
10000935	SEAN WAR	Tier 1 Bank Consortiu	10000935	Integral	854532	spot	########	2013-12-0	America/N	1.80685	GBP	AUD	Sell	903425	1632353	########	4290605
10000935	SEAN WAR	Tier 1 Bank Consortiu	10000935	Integral	8546629	spot	########	2015.04.2	America/N	1.42497	EUR	NZD	Buy	1424.97	2030.54	########	481.7638
10000935	SEAN WAR	Tier 1 Bank Consortiu	10000935	Integral	8548226	spot	########	2015.04.2	America/N	1.02557	AUD	NZD	Buy	1025.57	1051.794	########	117.1019
10000935	SEAN WAR	Tier 1 Bank Consortiu	10000935	Integral	855117	spot	########	2013.12.0	America/N	166.149	GBP	JPY	Buy	49844700	8.28E 09	########	6.4E 08
10000935	SEAN WAR	Tier 1 Bank Consortiu	10000935	Integral	855124	spot	########	2013.12.0	America/N	1.8016	GBP	AUD	Sell	900800	1622881	########	4278138
10000935	SEAN WAR	Tier 1 Bank Consortiu	10000935	Integral	855865	spot	########	2013.12.0	America/N	166.145	GBP	JPY	Sell	16614500	2.76E 09	########	2.13E 08
10000935	SEAN WAR	Tier 1 Bank Consortiu	10000935	Integral	856276	spot	########	2013-12-0	America/N	0.8429	CAD	CHF	Sell	421450	355240.2	########	581911
10000935	SEAN WAR	Tier 1 Bank Consortiu	10000935	Integral	856279	spot	########	2013.12.0	America/N	0.84321	CAD	CHF	Buy	421605	355501.6	########	582125
10000935	SEAN WAR	Tier 1 Bank Consortiu	10000935	Integral	857015	spot	########	2013.12.0	America/N	0.84152	CAD	CHF	Sell	268932	226311.7	########	371323.9
10000935	SEAN WAR	Tier 1 Bank Consortiu	10000935	Integral	858299	spot	########	2013.12.0	America/N	0.89644	USD	CHF	Sell	268932	241081.4	########	142534
10000935	SEAN WAR	Tier 1 Bank Consortiu	10000935	Integral	8588926	spot	########	2015.04.2	America/N	0.71597	EUR	GBP	Sell	715.97	512.613	########	41.67085
10000935	SEAN WAR	Tier 1 Bank Consortiu	10000935	Integral	8588929	spot	########	2015.04.2	America/N	0.71608	EUR	GBP	Buy	716.08	512.7706	5/1/2015	41.67725
10000935	SEAN WAR	Tier 1 Bank Consortiu	10000935	Integral	8600061	spot	########	2015.04.2	America/N	1.10614	EUR	USD	Buy	1106.14	1223.546	########	64.84792
10000935	SEAN WAR	Tier 1 Bank Consortiu	10000935	Integral	8600162	spot	########	2015.04.2	America/N	1.37654	EUR	AUD	Buy	1376.54	1894.862	########	225.6218
10000935	SEAN WAR	Tier 1 Bank Consortiu	10000935	Integral	8600256	spot	########	2015.04.2	America/N	1.37597	EUR	AUD	Sell	1375.97	1893.293	########	225.5284
10000935	SEAN WAR	Tier 1 Bank Consortiu	10000935	Integral	8600262	spot	########	2015.04.2	America/N	1.37592	EUR	AUD	Buy	1375.92	1893.156	########	225.5202
10000935	SEAN WAR	Tier 1 Bank Consortiu	10000935	Integral	8600718	spot	########	2015.04.2	America/N	1.32765	EUR	CAD	Buy	1327.65	1762.655	########	217.6085
10000935	SEAN WAR	Tier 1 Bank Consortiu	10000935	Integral	8600748	spot	########	2015.04.2	America/N	1.3279	EUR	CAD	Sell	1327.9	1763.318	########	217.6494
10000935	SEAN WAR	Tier 1 Bank Consortiu	10000935	Integral	8600749	spot	########	2015.04.2	America/N	1.32808	EUR	CAD	Buy	1328.08	1763.796	########	217.679
10000935	SEAN WAR	Tier 1 Bank Consortiu	10000935	Integral	860429	spot	########	2013.12.0	America/N	0.81203	AUD	CHF	Sell	81203	65939.27	########	108607.3
10000935	SEAN WAR	Tier 1 Bank Consortiu	10000935	Integral	860430	spot	########	2013.12.0	America/N	0.81226	AUD	CHF	Buy	81226	65976.63	########	108638.1
10000935	SEAN WAR	Tier 1 Bank Consortiu	10000935	Integral	860521	spot	########	2013-12-0	America/N	8.41755	EUR	NOK	Buy	841755	7085515	########	3351905
10000935	SEAN WAR	Tier 1 Bank Consortiu	10000935	Integral	860522	spot	########	2013-12-0	America/N	8.41192	EUR	NOK	Sell	841192	7076040	########	3349664
10000935	SEAN WAR	Tier 1 Bank Consortiu	10000935	Integral	860643	spot	########	2013.12.0	America/N	113.84	CHF	JPY	Sell	56920000	6.48E 09	########	5.01E 08
10000935	SEAN WAR	Tier 1 Bank Consortiu	10000935	Integral	860647	spot	########	2013-12-0	America/N	113.861	CHF	JPY	Buy	11386100	1.3E 09	########	37035210
10000935	SEAN WAR	Tier 1 Bank Consortiu	10000935	Integral	860649	spot	########	2013.12.0	America/N	113.847	CHF	JPY	Sell	11384700	1.3E 09	########	37030657
10000935	SEAN WAR	Tier 1 Bank Consortiu	10000935	Integral	8607911	spot	########	2015.04.3	America/N	1.46025	EUR	NZD	Buy	1460.25	2132.33	########	512.1566

10000935	SEAN WAR	Tier 1 Bank Consortiu	10000935	Integral	8607924	spot	########	2015.04.3(	America/N	1.0508	AUD	NZD	Buy	1050.8	1104.181	5/6/2015	121.8363
10000935	SEAN WAR	Tier 1 Bank Consortiu	10000935	Integral	8607974	spot	########	2015.04.3(	America/N	0.91434	NZD	CAD	Sell	914.34	836.0176	5/8/2015	217.8896
10000935	SEAN WAR	Tier 1 Bank Consortiu	10000935	Integral	8607976	spot	########	2015.04.3(	America/N	0.91463	NZD	CAD	Buy	914.63	836.548	########	217.9587
10000935	SEAN WAR	Tier 1 Bank Consortiu	10000935	Integral	8633385	spot	5/1/2015	2015.05.0	America/N	1.47886	EUR	NZD	Buy	1478.86	2187.027	5/6/2015	519.4706
10000935	SEAN WAR	Tier 1 Bank Consortiu	10000935	Integral	8633522	spot	5/1/2015	2015.05.0	America/N	90.392	SGD	JPY	Sell	90392	8170714	5/1/2015	10003.1
10000935	SEAN WAR	Tier 1 Bank Consortiu	10000935	Integral	8633529	spot	5/1/2015	2015.05.0	America/N	1.32399	USD	SGD	Buy	1323.99	1752.95	5/1/2015	70.17147
10000935	SEAN WAR	Tier 1 Bank Consortiu	10000935	Integral	8633531	spot	5/1/2015	2015.05.0	America/N	1.32372	USD	SGD	Sell	1323.72	1752.235	5/1/2015	70.15716
10000935	SEAN WAR	Tier 1 Bank Consortiu	10000935	Integral	8633532	spot	5/1/2015	2015.05.0	America/N	1.32399	USD	SGD	Buy	1323.99	1752.95	5/1/2015	70.17147
10000935	SEAN WAR	Tier 1 Bank Consortiu	10000935	Integral	8633565	spot	5/1/2015	2015.05.0	America/N	90.414	SGD	JPY	Buy	90414	8174691	5/1/2015	10005.54
10000935	SEAN WAR	Tier 1 Bank Consortiu	10000935	Integral	8633566	spot	5/1/2015	2015.05.0	America/N	90.377	SGD	JPY	Sell	90377	8168002	5/1/2015	10001.44
10000935	SEAN WAR	Tier 1 Bank Consortiu	10000935	Integral	8638918	spot	5/1/2015	2015.05.0	America/N	0.74003	EUR	GBP	Buy	740.03	547.6444	5/7/2015	44.01643
10000935	SEAN WAR	Tier 1 Bank Consortiu	10000935	Integral	8641162	spot	5/1/2015	2015.05.0	America/N	0.78133	AUD	USD	Sell	781.33	610.4766	5/1/2015	32.35526
10000935	SEAN WAR	Tier 1 Bank Consortiu	10000935	Integral	8641164	spot	5/1/2015	2015.05.0	America/N	0.7814	AUD	USD	Buy	781.4	610.586	########	32.36106
10000935	SEAN WAR	Tier 1 Bank Consortiu	10000935	Integral	8641165	spot	5/1/2015	2015.05.0	America/N	0.78122	AUD	USD	Sell	781.22	610.3047	########	32.34615
10000935	SEAN WAR	Tier 1 Bank Consortiu	10000935	Integral	8645021	spot	5/4/2015	2015.05.0	America/N	0.9528	AUD	CAD	Buy	952.8	907.8278	5/7/2015	109.8503
10000935	SEAN WAR	Tier 1 Bank Consortiu	10000935	Integral	8645022	spot	5/4/2015	2015.05.0	America/N	0.9525	AUD	CAD	Sell	952.5	907.2563	5/7/2015	109.8157
10000935	SEAN WAR	Tier 1 Bank Consortiu	10000935	Integral	8645023	spot	5/4/2015	2015.05.0	America/N	0.95275	AUD	CAD	Buy	952.75	907.7326	5/7/2015	109.8445
10000935	SEAN WAR	Tier 1 Bank Consortiu	10000935	Integral	866498	spot	########	2013-12-0	America/N	114.618	CHF	JPY	Buy	57309000	6.57E 09	########	5.04E 08
10000935	SEAN WAR	Tier 1 Bank Consortiu	10000935	Integral	866559	spot	########	2013-12-0	America/N	114.613	CHF	JPY	Sell	57306500	6.57E 09	########	5.04E 08
10000935	SEAN WAR	Tier 1 Bank Consortiu	10000935	Integral	866710	spot	########	2013-12-0	America/N	114.644	CHF	JPY	Buy	57322000	6.57E 09	########	5.04E 08
10000935	SEAN WAR	Tier 1 Bank Consortiu	10000935	Integral	866941	spot	########	2013.12.0	America/N	114.524	CHF	JPY	Sell	91619200	1.05E 10	########	1.35E 09
10000935	SEAN WAR	Tier 1 Bank Consortiu	10000935	Integral	866972	spot	########	2013-12-0	America/N	114.583	CHF	JPY	Buy	91666400	1.05E 10	########	1.35E 09
10000935	SEAN WAR	Tier 1 Bank Consortiu	10000935	Integral	86716	spot	9/6/2013	2013-09-0	America/N	1.42759	EUR	AUD	Buy	142759	203801.3	9/9/2013	276128.2
10000935	SEAN WAR	Tier 1 Bank Consortiu	10000935	Integral	867161	spot	########	2013.12.0	America/N	102.715	USD	JPY	Buy	30814500	3.17E 09	########	1.08E 08
10000935	SEAN WAR	Tier 1 Bank Consortiu	10000935	Integral	8671742	spot	5/6/2015	2015.05.0	America/N	1.0626	AUD	NZD	Buy	1062.6	1129.119	########	125.2429
10000935	SEAN WAR	Tier 1 Bank Consortiu	10000935	Integral	8671760	spot	5/6/2015	2015.05.0	America/N	1.49694	EUR	NZD	Buy	1496.94	2240.829	########	532.0063
10000935	SEAN WAR	Tier 1 Bank Consortiu	10000935	Integral	867952	spot	########	2013-12-0	America/N	140.272	EUR	JPY	Buy	42081600	5.9E 09	########	2.02E 08
10000935	SEAN WAR	Tier 1 Bank Consortiu	10000935	Integral	8689500	spot	5/7/2015	2015.05.0	America/N	99.21	CAD	JPY	Buy	99210	9842624	5/7/2015	12000.72
10000935	SEAN WAR	Tier 1 Bank Consortiu	10000935	Integral	869254	spot	########	2013-12-0	America/N	114.811	CHF	JPY	Buy	91848800	1.05E 10	########	1.36E 09
10000935	SEAN WAR	Tier 1 Bank Consortiu	10000935	Integral	869256	spot	########	2013-12-0	America/N	114.805	CHF	JPY	Buy	57402500	6.59E 09	########	5.05E 08
10000935	SEAN WAR	Tier 1 Bank Consortiu	10000935	Integral	869638	spot	########	2013.12.0	America/N	140.602	EUR	JPY	Buy	42180600	5.93E 09	########	2.03E 08
10000935	SEAN WAR	Tier 1 Bank Consortiu	10000935	Integral	8702141	spot	5/8/2015	2015.05.0	America/N	0.90082	NZD	CAD	Sell	900.82	811.4767	########	210.537
10000935	SEAN WAR	Tier 1 Bank Consortiu	10000935	Integral	8702142	spot	5/8/2015	2015.05.0	America/N	0.90111	NZD	CAD	Buy	901.11	811.9992	########	210.6048
10000935	SEAN WAR	Tier 1 Bank Consortiu	10000935	Integral	871031	spot	########	2013.12.0	America/N	114.905	CHF	JPY	Sell	91924000	1.06E 10	########	1.36E 09
10000935	SEAN WAR	Tier 1 Bank Consortiu	10000935	Integral	871211	spot	########	2013.12.0	America/N	114.999	CHF	JPY	Sell	91999200	1.06E 10	########	1.36E 09
10000935	SEAN WAR	Tier 1 Bank Consortiu	10000935	Integral	871214	spot	########	2013-12-0	America/N	115.031	CHF	JPY	Buy	92024800	1.06E 10	########	1.36E 09
10000935	SEAN WAR	Tier 1 Bank Consortiu	10000935	Integral	871232	spot	########	2013.12.0	America/N	115.099	CHF	JPY	Buy	92079200	1.06E 10	########	1.36E 09
10000935	SEAN WAR	Tier 1 Bank Consortiu	10000935	Integral	871517	spot	########	2013.12.0	America/N	115.131	CHF	JPY	Buy	92104800	1.06E 10	########	1.36E 09
10000935	SEAN WAR	Tier 1 Bank Consortiu	10000935	Integral	871778	spot	########	2013.12.0	America/N	115.072	CHF	JPY	Buy	92057600	1.06E 10	########	1.36E 09
10000935	SEAN WAR	Tier 1 Bank Consortiu	10000935	Integral	871779	spot	########	2013.12.0	America/N	115.088	CHF	JPY	Buy	57543000	6.62E 09	########	5.06E 08
10000935	SEAN WAR	Tier 1 Bank Consortiu	10000935	Integral	871781	spot	########	2013.12.0	America/N	115.086	CHF	JPY	Buy	57543000	6.62E 09	########	5.06E 08
10000935	SEAN WAR	Tier 1 Bank Consortiu	10000935	Integral	871782	spot	########	2013.12.0	America/N	115.085	CHF	JPY	Buy	11508500	1.32E 09	########	37433337
10000935	SEAN WAR	Tier 1 Bank Consortiu	10000935	Integral	872315	spot	########	2013.12.0	America/N	115.296	CHF	JPY	Buy	92236800	1.06E 10	########	1.36E 09
10000935	SEAN WAR	Tier 1 Bank Consortiu	10000935	Integral	872323	spot	########	2013.12.0	America/N	115.28	CHF	JPY	Buy	92224000	1.06E 10	########	1.36E 09
10000935	SEAN WAR	Tier 1 Bank Consortiu	10000935	Integral	872325	spot	########	2013.12.0	America/N	115.293	CHF	JPY	Buy	92234400	1.06E 10	########	1.36E 09
10000935	SEAN WAR	Tier 1 Bank Consortiu	10000935	Integral	872329	spot	########	2013.12.0	America/N	115.28	CHF	JPY	Buy	57640000	6.64E 09	########	5.07E 08
10000935	SEAN WAR	Tier 1 Bank Consortiu	10000935	Integral	872344	spot	########	2013.12.0	America/N	168.197	GBP	JPY	Buy	50459100	8.49E 09	########	6.49E 08
10000935	SEAN WAR	Tier 1 Bank Consortiu	10000935	Integral	872349	spot	########	2013.12.0	America/N	168.197	GBP	JPY	Buy	16819700	2.83E 09	########	2.16E 08
10000935	SEAN WAR	Tier 1 Bank Consortiu	10000935	Integral	872355	spot	########	2013.12.0	America/N	140.943	EUR	JPY	Buy	42282900	5.96E 09	########	2.03E 08
10000935	SEAN WAR	Tier 1 Bank Consortiu	10000935	Integral	872362	spot	########	2013.12.0	America/N	1.79685	GBP	AUD	Sell	898425	1614335	########	4275225
10000935	SEAN WAR	Tier 1 Bank Consortiu	10000935	Integral	872365	spot	########	2013.12.0	America/N	102.938	USD	JPY	Buy	30881400	3.18E 09	########	1.08E 08
10000935	SEAN WAR	Tier 1 Bank Consortiu	10000935	Integral	872375	spot	########	2013.12.0	America/N	0.89289	USD	CHF	Sell	267867	239175.8	########	141969.5
10000935	SEAN WAR	Tier 1 Bank Consortiu	10000935	Integral	872386	spot	########	2013.12.0	America/N	0.83797	CAD	CHF	Sell	418985	351096.9	########	579323.7
10000935	SEAN WAR	Tier 1 Bank Consortiu	10000935	Integral	872411	spot	########	2013.12.0	America/N	10.34315	USD	ZAR	Buy	5171575	53490376	########	32270628
10000935	SEAN WAR	Tier 1 Bank Consortiu	10000935	Integral	872445	spot	########	2013.12.0	America/N	8.43342	EUR	NOK	Buy	420760	3548446	########	846378.9

10000935	SEAN WAR	Tier 1 Bank Consortiu	10000935	Integral	872482	spot	########	2013.12.0	America/N	1.22228	EUR	CHF	Sell	977824	1195175	########	1338054
10000935	SEAN WAR	Tier 1 Bank Consortiu	10000935	Integral	872483	spot	########	2013.12.0	America/N	1.2225	EUR	CHF	Buy	978000	1195605	########	1338295
10000935	SEAN WAR	Tier 1 Bank Consortiu	10000935	Integral	8731931	spot	########	2015.05.1	America/N	0.71685	EUR	GBP	Buy	716.85	513.8739	6/3/2015	42.72888
10000935	SEAN WAR	Tier 1 Bank Consortiu	10000935	Integral	8731932	spot	########	2015.05.1	America/N	0.71672	EUR	GBP	Sell	716.72	513.6876	########	42.72113
10000935	SEAN WAR	Tier 1 Bank Consortiu	10000935	Integral	8732625	spot	########	2015.05.1	America/N	0.7175	EUR	GBP	Buy	717.5	514.8063	########	42.76763
10000935	SEAN WAR	Tier 1 Bank Consortiu	10000935	Integral	8742021	spot	########	2015.05.1	America/N	2.12422	GBP	NZD	Sell	2124.22	4512.311	########	1041.436
10000935	SEAN WAR	Tier 1 Bank Consortiu	10000935	Integral	8761742	spot	########	2015.05.1	America/N	0.81216	AUD	USD	Buy	812.16	659.6039	########	34.959
10000935	SEAN WAR	Tier 1 Bank Consortiu	10000935	Integral	877577	spot	########	2013.12.0	America/N	103.053	USD	JPY	Buy	30915900	3.19E 09	########	1.09E 08
10000935	SEAN WAR	Tier 1 Bank Consortiu	10000935	Integral	8780600	spot	########	2015.05.1	America/N	187.736	GBP	JPY	Sell	187736	35244806	########	43484.9
10000935	SEAN WAR	Tier 1 Bank Consortiu	10000935	Integral	8780601	spot	########	2015.05.1	America/N	187.76	GBP	JPY	Buy	187760	35253818	########	43490.45
10000935	SEAN WAR	Tier 1 Bank Consortiu	10000935	Integral	8798575	spot	########	2015.05.1	America/N	0.72682	EUR	GBP	Buy	726.82	528.2673	6/3/2015	43.77579
10000935	SEAN WAR	Tier 1 Bank Consortiu	10000935	Integral	8798662	spot	########	2015.05.1	America/N	1.53807	EUR	NZD	Buy	1538.07	2365.659	6/2/2015	547.081
10000935	SEAN WAR	Tier 1 Bank Consortiu	10000935	Integral	8843659	spot	########	2015.05.1	America/N	0.73742	NZD	USD	Buy	737.42	543.7883	########	79.93687
10000935	SEAN WAR	Tier 1 Bank Consortiu	10000935	Integral	8843690	spot	########	2015.05.1	America/N	0.7373	NZD	USD	Sell	737.3	543.6113	########	79.91086
10000935	SEAN WAR	Tier 1 Bank Consortiu	10000935	Integral	8843707	spot	########	2015.05.1	America/N	0.73751	NZD	USD	Buy	737.51	543.921	########	79.95639
10000935	SEAN WAR	Tier 1 Bank Consortiu	10000935	Integral	884510	spot	########	2013.12.0	America/N	115.706	CHF	JPY	Buy	92564800	1.07E 10	########	1.37E 09
10000935	SEAN WAR	Tier 1 Bank Consortiu	10000935	Integral	884520	spot	########	2013.12.0	America/N	115.711	CHF	JPY	Buy	92568800	1.07E 10	########	1.37E 09
10000935	SEAN WAR	Tier 1 Bank Consortiu	10000935	Integral	884523	spot	########	2013.12.0	America/N	115.708	CHF	JPY	Buy	57854000	6.69E 09	########	5.11E 08
10000935	SEAN WAR	Tier 1 Bank Consortiu	10000935	Integral	884533	spot	########	2013.12.0	America/N	115.696	CHF	JPY	Buy	92556800	1.07E 10	########	1.37E 09
10000935	SEAN WAR	Tier 1 Bank Consortiu	10000935	Integral	884710	spot	########	2013.12.0	America/N	103.193	USD	JPY	Buy	30957900	3.19E 09	########	1.09E 08
10000935	SEAN WAR	Tier 1 Bank Consortiu	10000935	Integral	885181	spot	########	2013.12.0	America/N	115.788	CHF	JPY	Buy	92630400	1.07E 10	########	1.37E 09
10000935	SEAN WAR	Tier 1 Bank Consortiu	10000935	Integral	885185	spot	########	2013.12.0	America/N	115.792	CHF	JPY	Buy	92633600	1.07E 10	########	1.37E 09
10000935	SEAN WAR	Tier 1 Bank Consortiu	10000935	Integral	885186	spot	########	2013.12.0	America/N	115.78	CHF	JPY	Buy	92624000	1.07E 10	########	1.37E 09
10000935	SEAN WAR	Tier 1 Bank Consortiu	10000935	Integral	885188	spot	########	2013.12.0	America/N	115.775	CHF	JPY	Buy	57887500	6.7E 09	########	5.11E 08
10000935	SEAN WAR	Tier 1 Bank Consortiu	10000935	Integral	885217	spot	########	2013.12.0	America/N	141.669	EUR	JPY	Buy	42500700	6.02E 09	########	2.05E 08
10000935	SEAN WAR	Tier 1 Bank Consortiu	10000935	Integral	885236	spot	########	2013.12.0	America/N	0.89151	USD	CHF	Sell	267453	238437	########	141750.1
10000935	SEAN WAR	Tier 1 Bank Consortiu	10000935	Integral	885622	spot	########	2013.12.0	America/N	115.858	CHF	JPY	Buy	92686400	1.07E 10	########	1.37E 09
10000935	SEAN WAR	Tier 1 Bank Consortiu	10000935	Integral	885623	spot	########	2013.12.0	America/N	115.863	CHF	JPY	Buy	92690400	1.07E 10	########	1.37E 09
10000935	SEAN WAR	Tier 1 Bank Consortiu	10000935	Integral	885624	spot	########	2013.12.0	America/N	115.863	CHF	JPY	Buy	92690400	1.07E 10	########	1.37E 09
10000935	SEAN WAR	Tier 1 Bank Consortiu	10000935	Integral	885627	spot	########	2013.12.0	America/N	115.862	CHF	JPY	Buy	57931000	6.71E 09	########	5.11E 08
10000935	SEAN WAR	Tier 1 Bank Consortiu	10000935	Integral	886161	spot	########	2013.12.0	America/N	116.065	CHF	JPY	Buy	81245500	9.43E 09	########	7.17E 08
10000935	SEAN WAR	Tier 1 Bank Consortiu	10000935	Integral	886164	spot	########	2013.12.0	America/N	116.04	CHF	JPY	Sell	81228000	9.43E 09	########	7.17E 08
10000935	SEAN WAR	Tier 1 Bank Consortiu	10000935	Integral	886194	spot	########	2013.12.0	America/N	141.921	EUR	JPY	Buy	42576300	6.04E 09	########	2.05E 08
10000935	SEAN WAR	Tier 1 Bank Consortiu	10000935	Integral	886593	spot	########	2013.12.0	America/N	115.939	CHF	JPY	Sell	11593900	1.34E 09	########	37831632
10000935	SEAN WAR	Tier 1 Bank Consortiu	10000935	Integral	886594	spot	########	2013.12.0	America/N	115.961	CHF	JPY	Buy	579805	67234768	########	955722.5
10000935	SEAN WAR	Tier 1 Bank Consortiu	10000935	Integral	886595	spot	########	2013.12.0	America/N	115.942	CHF	JPY	Sell	579710	67212737	########	955565.9
10000935	SEAN WAR	Tier 1 Bank Consortiu	10000935	Integral	886602	spot	########	2013.12.0	America/N	103.262	USD	JPY	Buy	10326200	1.07E 09	########	10326200
10000935	SEAN WAR	Tier 1 Bank Consortiu	10000935	Integral	886603	spot	########	2013.12.0	America/N	103.24	USD	JPY	Sell	10324000	1.07E 09	########	10324000
10000935	SEAN WAR	Tier 1 Bank Consortiu	10000935	Integral	886707	spot	########	2013.12.0	America/N	0.89063	USD	CHF	Buy	89063	79322.18	########	47203.39
10000935	SEAN WAR	Tier 1 Bank Consortiu	10000935	Integral	888423	spot	########	2013.12.1	America/N	116.043	CHF	JPY	Buy	11604300	1.35E 09	########	38053316
10000935	SEAN WAR	Tier 1 Bank Consortiu	10000935	Integral	888441	spot	########	2013.12.1	America/N	0.89044	USD	CHF	Sell	89044	79288.34	########	47193.32
10000935	SEAN WAR	Tier 1 Bank Consortiu	10000935	Integral	888449	spot	########	2013.12.1	America/N	141.919	EUR	JPY	Buy	14191900	2.01E 09	########	19544375
10000935	SEAN WAR	Tier 1 Bank Consortiu	10000935	Integral	8893661	spot	########	2015.05.2	America/N	189.715	GBP	JPY	Buy	189715	35991781	########	43699.27
10000935	SEAN WAR	Tier 1 Bank Consortiu	10000935	Integral	890478	spot	########	2013.12.1	America/N	0.88908	USD	CHF	Sell	88908	79046.32	########	47121.24
10000935	SEAN WAR	Tier 1 Bank Consortiu	10000935	Integral	891220	spot	########	2013.12.1	America/N	1.64621	GBP	USD	Buy	164621	271000.7	########	143630.4
10000935	SEAN WAR	Tier 1 Bank Consortiu	10000935	Integral	8917330	spot	########	2015.05.2	America/N	0.72978	NZD	USD	Sell	729.78	532.5788	########	78.28909
10000935	SEAN WAR	Tier 1 Bank Consortiu	10000935	Integral	8966163	spot	########	2015.05.2	America/N	0.72195	NZD	USD	Sell	721.95	521.2118	########	76.61813
10000935	SEAN WAR	Tier 1 Bank Consortiu	10000935	Integral	8967550	spot	########	2015.05.2	America/N	1.98849	GBP	AUD	Buy	1988.49	3954.092	########	448.1374
10000935	SEAN WAR	Tier 1 Bank Consortiu	10000935	Integral	8967554	spot	########	2015.05.2	America/N	1.98809	GBP	AUD	Sell	1988.09	3952.502	6/2/2015	448.0473
10000935	SEAN WAR	Tier 1 Bank Consortiu	10000935	Integral	8997202	spot	########	2015.05.2	America/N	1.09432	EUR	USD	Buy	1094.32	1197.536	########	63.46942
10000935	SEAN WAR	Tier 1 Bank Consortiu	10000935	Integral	8997208	spot	########	2015.05.2	America/N	1.09433	EUR	USD	Buy	1094.33	1197.558	6/2/2015	63.47058
10000935	SEAN WAR	Tier 1 Bank Consortiu	10000935	Integral	8999132	spot	########	2015.05.2	America/N	0.76481	AUD	USD	Sell	764.81	584.9343	########	31.00152
10000935	SEAN WAR	Tier 1 Bank Consortiu	10000935	Integral	8999142	spot	########	2015.05.2	America/N	0.71787	NZD	USD	Sell	717.87	515.3373	########	75.75459
10000935	SEAN WAR	Tier 1 Bank Consortiu	10000935	Integral	9000046	spot	########	2015.05.2	America/N	189.777	GBP	JPY	Buy	189777	36015310	6/4/2015	42569.76
10000935	SEAN WAR	Tier 1 Bank Consortiu	10000935	Integral	9026404	spot	########	2015.05.2	America/N	1.07399	AUD	NZD	Buy	1073.99	1153.455	6/3/2015	120.8466

10000935	SEAN WAR	Tier 1 Bank Consortiu	10000935	Integral	9030999	spot	########	2015.05.2	America/N	0.88455	NZD	CAD	Buy	884.55	782.4287	########	197.0027
10000935	SEAN WAR	Tier 1 Bank Consortiu	10000935	Integral	9031043	spot	########	2015.05.2	America/N	0.88446	NZD	CAD	Sell	884.46	782.2695	########	196.9826
10000935	SEAN WAR	Tier 1 Bank Consortiu	10000935	Integral	9031044	spot	########	2015.05.2	America/N	0.88473	NZD	CAD	Buy	884.73	782.7472	########	197.0428
10000935	SEAN WAR	Tier 1 Bank Consortiu	10000935	Integral	903194	spot	########	2013.12.1	America/N	1.22097	EUR	CHF	Sell	122097	149076.8	########	89117.32
10000935	SEAN WAR	Tier 1 Bank Consortiu	10000935	Integral	903196	spot	########	2013.12.1	America/N	1.22113	EUR	CHF	Buy	122113	149115.8	########	89129
10000935	SEAN WAR	Tier 1 Bank Consortiu	10000935	Integral	903399	spot	########	2013.12.1	America/N	169.07	GBP	JPY	Buy	16907000	2.86E 09	########	2.19E 08
10000935	SEAN WAR	Tier 1 Bank Consortiu	10000935	Integral	903444	spot	########	2013.12.1	America/N	85.473	NZD	JPY	Buy	8547300	7.31E 08	########	44321511
10000935	SEAN WAR	Tier 1 Bank Consortiu	10000935	Integral	903534	spot	########	2013.12.1	America/N	85.445	NZD	JPY	Sell	8544500	7.3E 08	########	44306992
10000935	SEAN WAR	Tier 1 Bank Consortiu	10000935	Integral	903617	spot	########	2013.12.1	America/N	168.983	GBP	JPY	Sell	16898300	2.86E 09	########	2.18E 08
10000935	SEAN WAR	Tier 1 Bank Consortiu	10000935	Integral	905185	spot	########	2013.12.1	America/N	169.178	GBP	JPY	Sell	16917800	2.86E 09	########	2.18E 08
10000935	SEAN WAR	Tier 1 Bank Consortiu	10000935	Integral	905441	spot	########	2013.12.1	America/N	169.014	GBP	JPY	Sell	16901400	2.86E 09	########	2.18E 08
10000935	SEAN WAR	Tier 1 Bank Consortiu	10000935	Integral	906825	spot	########	2013.12.1	America/N	168.906	GBP	JPY	Sell	16890600	2.85E 09	########	2.18E 08
10000935	SEAN WAR	Tier 1 Bank Consortiu	10000935	Integral	906844	spot	########	2013.12.1	America/N	115.769	CHF	JPY	Sell	11576900	1.34E 09	########	38032038
10000935	SEAN WAR	Tier 1 Bank Consortiu	10000935	Integral	906849	spot	########	2013.12.1	America/N	115.811	CHF	JPY	Buy	11581100	1.34E 09	########	38045835
10000935	SEAN WAR	Tier 1 Bank Consortiu	10000935	Integral	906939	spot	########	2013.12.1	America/N	102.746	USD	JPY	Sell	10274600	1.06E 09	########	10274600
10000935	SEAN WAR	Tier 1 Bank Consortiu	10000935	Integral	906940	spot	########	2013.12.1	America/N	102.759	USD	JPY	Buy	10275900	1.06E 09	########	10275900
10000935	SEAN WAR	Tier 1 Bank Consortiu	10000935	Integral	907243	spot	########	2013.12.1	America/N	102.71	USD	JPY	Sell	10271000	1.05E 09	########	10271000
10000935	SEAN WAR	Tier 1 Bank Consortiu	10000935	Integral	907428	spot	########	2013.12.1	America/N	1.22157	EUR	CHF	Buy	122157	149223.3	########	89284.12
10000935	SEAN WAR	Tier 1 Bank Consortiu	10000935	Integral	907429	spot	########	2013.12.1	America/N	1.22145	EUR	CHF	Sell	122145	149194	########	89275.35
10000935	SEAN WAR	Tier 1 Bank Consortiu	10000935	Integral	9089642	spot	6/3/2015	2015.06.0	America/N	1.55418	EUR	NZD	Buy	1554.18	2415.475	6/4/2015	548.0196
10000935	SEAN WAR	Tier 1 Bank Consortiu	10000935	Integral	9089737	spot	6/3/2015	2015.06.0	America/N	1.11486	EUR	USD	Buy	1114.86	1242.913	########	65.87438
10000935	SEAN WAR	Tier 1 Bank Consortiu	10000935	Integral	9106720	spot	6/3/2015	2015.06.0	America/N	1.08975	AUD	NZD	Buy	1089.75	1187.555	########	125.0068
10000935	SEAN WAR	Tier 1 Bank Consortiu	10000935	Integral	9108336	spot	6/3/2015	2015.06.0	America/N	2.14375	GBP	NZD	Buy	2143.75	4595.664	6/5/2015	1028.566
10000935	SEAN WAR	Tier 1 Bank Consortiu	10000935	Integral	9108351	spot	6/3/2015	2015.06.0	America/N	2.14363	GBP	NZD	Sell	2143.63	4595.15	########	1028.509
10000935	SEAN WAR	Tier 1 Bank Consortiu	10000935	Integral	9123879	spot	6/4/2015	2015.06.0	America/N	0.71487	NZD	USD	Sell	714.87	511.0391	6/5/2015	75.12275
10000935	SEAN WAR	Tier 1 Bank Consortiu	10000935	Integral	912839	spot	########	2013.12.1	America/N	1.22204	EUR	CHF	Buy	122204	149338.2	########	89318.48
10000935	SEAN WAR	Tier 1 Bank Consortiu	10000935	Integral	913367	spot	########	2013.12.1	America/N	0.88752	USD	CHF	Sell	88752	78769.18	########	47038.56
10000935	SEAN WAR	Tier 1 Bank Consortiu	10000935	Integral	914200	spot	########	2013.12.1	America/N	0.88594	USD	CHF	Sell	88594	78488.97	########	46954.82
10000935	SEAN WAR	Tier 1 Bank Consortiu	10000935	Integral	9164892	spot	6/5/2015	2015.06.0	America/N	191.124	GBP	JPY	Buy	191124	36528383	########	42825.56
10000935	SEAN WAR	Tier 1 Bank Consortiu	10000935	Integral	917224	spot	########	2013.12.1	America/N	102.46	USD	JPY	Sell	10246000	1.05E 09	########	10246000
10000935	SEAN WAR	Tier 1 Bank Consortiu	10000935	Integral	917314	spot	########	2013.12.1	America/N	102.491	USD	JPY	Buy	10249100	1.05E 09	########	10249100
10000935	SEAN WAR	Tier 1 Bank Consortiu	10000935	Integral	9174533	spot	6/5/2015	2015.06.0	America/N	1.57291	EUR	NZD	Buy	1572.91	2474.046	6/9/2015	546.9438
10000935	SEAN WAR	Tier 1 Bank Consortiu	10000935	Integral	919328	spot	########	2013.12.1	America/N	102.557	USD	JPY	Buy	10255700	1.05E 09	########	10255700
10000935	SEAN WAR	Tier 1 Bank Consortiu	10000935	Integral	920620	spot	########	2013.12.1	America/N	0.90578	AUD	USD	Buy	90578	82043.74	########	43483.18
10000935	SEAN WAR	Tier 1 Bank Consortiu	10000935	Integral	921377	spot	########	2013.12.1	America/N	0.90402	AUD	USD	Buy	90402	81725.22	########	43314.36
10000935	SEAN WAR	Tier 1 Bank Consortiu	10000935	Integral	921609	spot	########	2013.12.1	America/N	0.90355	AUD	USD	Sell	90355	81640.26	########	43269.34
10000935	SEAN WAR	Tier 1 Bank Consortiu	10000935	Integral	9219481	spot	6/8/2015	2015.06.0	America/N	2.16758	GBP	NZD	Buy	2167.58	4698.403	########	1036.133
10000935	SEAN WAR	Tier 1 Bank Consortiu	10000935	Integral	922472	spot	########	2013.12.1	America/N	102.526	USD	JPY	Buy	10252600	1.05E 09	########	10252600
10000935	SEAN WAR	Tier 1 Bank Consortiu	10000935	Integral	922835	spot	########	2013.12.1	America/N	0.88723	USD	CHF	Buy	88723	78717.71	########	47023.19
10000935	SEAN WAR	Tier 1 Bank Consortiu	10000935	Integral	923082	spot	########	2013.12.1	America/N	0.90264	AUD	USD	Sell	90264	81475.9	########	43182.23
10000935	SEAN WAR	Tier 1 Bank Consortiu	10000935	Integral	923086	spot	########	2013.12.1	America/N	0.90294	AUD	USD	Buy	90264	81502.98	########	43196.58
10000935	SEAN WAR	Tier 1 Bank Consortiu	10000935	Integral	923158	spot	########	2013.12.1	America/N	0.90367	AUD	USD	Buy	90367	81661.95	########	43280.83
10000935	SEAN WAR	Tier 1 Bank Consortiu	10000935	Integral	923266	spot	########	2013.12.1	America/N	102.565	USD	JPY	Buy	10256500	1.05E 09	########	10256500
10000935	SEAN WAR	Tier 1 Bank Consortiu	10000935	Integral	923425	spot	########	2013.12.1	America/N	0.90262	AUD	USD	Sell	90262	81472.29	########	43180.31
10000935	SEAN WAR	Tier 1 Bank Consortiu	10000935	Integral	923427	spot	########	2013.12.1	America/N	0.90263	AUD	USD	Sell	90263	81474.09	########	43181.27
10000935	SEAN WAR	Tier 1 Bank Consortiu	10000935	Integral	9240431	spot	6/8/2015	2015.06.0	America/N	0.66355	NZD	CHF	Buy	663.55	440.2986	########	147.0038
10000935	SEAN WAR	Tier 1 Bank Consortiu	10000935	Integral	9240440	spot	6/8/2015	2015.06.0	America/N	0.6632	NZD	CHF	Sell	663.2	439.8342	########	146.9263
10000935	SEAN WAR	Tier 1 Bank Consortiu	10000935	Integral	9240441	spot	6/8/2015	2015.06.0	America/N	0.66346	NZD	CHF	Buy	663.46	440.1792	########	146.9839
10000935	SEAN WAR	Tier 1 Bank Consortiu	10000935	Integral	9240483	spot	6/8/2015	2015.06.0	America/N	0.70892	NZD	USD	Buy	708.92	502.5676	########	73.87743
10000935	SEAN WAR	Tier 1 Bank Consortiu	10000935	Integral	9240484	spot	6/8/2015	2015.06.0	America/N	0.70874	NZD	USD	Sell	708.74	502.3124	########	73.83992
10000935	SEAN WAR	Tier 1 Bank Consortiu	10000935	Integral	9240485	spot	6/8/2015	2015.06.0	America/N	0.70883	NZD	USD	Buy	708.83	502.44	########	73.85868
10000935	SEAN WAR	Tier 1 Bank Consortiu	10000935	Integral	9281903	spot	6/9/2015	2015.06.0	America/N	1.57978	EUR	NZD	Buy	1579.78	2495.705	########	556.0081
10000935	SEAN WAR	Tier 1 Bank Consortiu	10000935	Integral	931364	spot	########	2013.12.1	America/N	102.756	USD	JPY	Buy	10275600	1.06E 09	########	10275600
10000935	SEAN WAR	Tier 1 Bank Consortiu	10000935	Integral	9330067	spot	########	2015.06.1	America/N	0.71937	NZD	USD	Sell	719.37	517.4932	########	76.0715
10000935	SEAN WAR	Tier 1 Bank Consortiu	10000935	Integral	9330070	spot	########	2015.06.1	America/N	0.71958	NZD	USD	Buy	719.58	517.7954	########	76.11592

10000935	SEAN WAR	Tier 1 Bank Consortiu	10000935	Integral	933211	spot	########	2013.12.1	America/N	102.95	USD	JPY	Buy	10295000	1.06E 09	########	10295000
10000935	SEAN WAR	Tier 1 Bank Consortiu	10000935	Integral	933214	spot	########	2013.12.1	America/N	102.95	USD	JPY	Buy	10295000	1.06E 09	########	10295000
10000935	SEAN WAR	Tier 1 Bank Consortiu	10000935	Integral	933239	spot	########	2013.12.1	America/N	0.89847	AUD	USD	Buy	89847	80724.83	########	42784.16
10000935	SEAN WAR	Tier 1 Bank Consortiu	10000935	Integral	933246	spot	########	2013.12.1	America/N	0.89864	AUD	USD	Buy	89864	80755.38	########	42800.35
10000935	SEAN WAR	Tier 1 Bank Consortiu	10000935	Integral	933281	spot	########	2013.12.1	America/N	0.88712	USD	CHF	Sell	88712	78698.19	########	47017.36
10000935	SEAN WAR	Tier 1 Bank Consortiu	10000935	Integral	933417	spot	########	2013.12.1	America/N	0.89679	AUD	USD	Sell	89679	80423.23	########	42624.31
10000935	SEAN WAR	Tier 1 Bank Consortiu	10000935	Integral	933428	spot	########	2013.12.1	America/N	0.89666	AUD	USD	Sell	89666	80399.92	########	42611.96
10000935	SEAN WAR	Tier 1 Bank Consortiu	10000935	Integral	9337072	spot	########	2015.06.1	America/N	2.19896	GBP	NZD	Buy	2198.96	4835.425	########	1066.791
10000935	SEAN WAR	Tier 1 Bank Consortiu	10000935	Integral	9337073	spot	########	2015.06.1	America/N	2.19784	GBP	NZD	Sell	2197.84	4830.501	########	1066.248
10000935	SEAN WAR	Tier 1 Bank Consortiu	10000935	Integral	9337096	spot	########	2015.06.1	America/N	1.60478	EUR	NZD	Buy	1604.78	2575.319	########	564.3046
10000935	SEAN WAR	Tier 1 Bank Consortiu	10000935	Integral	9337102	spot	########	2015.06.1	America/N	1.603	EUR	NZD	Buy	1603	2569.609	########	563.6787
10000935	SEAN WAR	Tier 1 Bank Consortiu	10000935	Integral	9337103	spot	########	2015.06.1	America/N	1.60293	EUR	NZD	Sell	1602.93	2569.385	########	563.6541
10000935	SEAN WAR	Tier 1 Bank Consortiu	10000935	Integral	9337940	spot	########	2015.06.1	America/N	0.86569	NZD	CAD	Buy	865.69	749.4192	########	189.1443
10000935	SEAN WAR	Tier 1 Bank Consortiu	10000935	Integral	935108	spot	########	2013.12.1	America/N	102.948	USD	JPY	Sell	10294800	1.06E 09	########	10294800
10000935	SEAN WAR	Tier 1 Bank Consortiu	10000935	Integral	935411	spot	########	2013.12.1	America/N	0.89434	AUD	USD	Buy	4471.7	3999.22	########	2119.587
10000935	SEAN WAR	Tier 1 Bank Consortiu	10000935	Integral	935429	spot	########	2013.12.1	America/N	0.8941	AUD	USD	Buy	89410	79941.48	########	42368.98
10000935	SEAN WAR	Tier 1 Bank Consortiu	10000935	Integral	9357014	spot	########	2015.06.1	America/N	0.70041	NZD	USD	Sell	700.41	490.5742	########	72.1144
10000935	SEAN WAR	Tier 1 Bank Consortiu	10000935	Integral	9357560	spot	########	2015.06.1	America/N	0.69938	NZD	USD	Sell	699.38	489.1324	########	71.90246
10000935	SEAN WAR	Tier 1 Bank Consortiu	10000935	Integral	9357929	spot	########	2015.06.1	America/N	2.20921	GBP	NZD	Buy	2209.21	4880.609	########	1071.764
10000935	SEAN WAR	Tier 1 Bank Consortiu	10000935	Integral	9357962	spot	########	2015.06.1	America/N	2.20925	GBP	NZD	Buy	2209.25	4880.786	########	1071.783
10000935	SEAN WAR	Tier 1 Bank Consortiu	10000935	Integral	9369906	spot	########	2015.06.1	America/N	2.215	GBP	NZD	Buy	2215	4906.225	########	1074.573
10000935	SEAN WAR	Tier 1 Bank Consortiu	10000935	Integral	9381447	spot	########	2015.06.1	America/N	1.10402	AUD	NZD	Buy	1104.02	1218.86	########	125.6051
10000935	SEAN WAR	Tier 1 Bank Consortiu	10000935	Integral	9383754	spot	########	2015.06.1	America/N	0.8611	NZD	CAD	Sell	861.1	741.4932	########	188.2358
10000935	SEAN WAR	Tier 1 Bank Consortiu	10000935	Integral	9383867	spot	########	2015.06.1	America/N	0.86071	NZD	CAD	Sell	860.71	740.8217	########	188.1505
10000935	SEAN WAR	Tier 1 Bank Consortiu	10000935	Integral	9383940	spot	########	2015.06.1	America/N	0.86064	NZD	CAD	Sell	860.64	740.7012	########	188.1352
10000935	SEAN WAR	Tier 1 Bank Consortiu	10000935	Integral	9403888	spot	########	2015.06.1	America/N	2.22899	GBP	NZD	Buy	2228.99	4968.396	########	1086.208
10000935	SEAN WAR	Tier 1 Bank Consortiu	10000935	Integral	9404535	spot	########	2015.06.1	America/N	1.61159	EUR	NZD	Buy	1611.59	2597.222	########	568.4143
10000935	SEAN WAR	Tier 1 Bank Consortiu	10000935	Integral	9417413	spot	########	2015.06.1	America/N	0.6993	NZD	USD	Sell	699.3	489.0205	########	71.88601
10000935	SEAN WAR	Tier 1 Bank Consortiu	10000935	Integral	9417423	spot	########	2015.06.1	America/N	0.69929	NZD	USD	Sell	699.29	489.0065	########	71.88396
10000935	SEAN WAR	Tier 1 Bank Consortiu	10000935	Integral	9417439	spot	########	2015.06.1	America/N	0.69937	NZD	USD	Sell	699.37	489.1184	########	71.9004
10000935	SEAN WAR	Tier 1 Bank Consortiu	10000935	Integral	9417483	spot	########	2015.06.1	America/N	0.86051	NZD	CAD	Sell	860.51	740.4775	########	188.3492
10000935	SEAN WAR	Tier 1 Bank Consortiu	10000935	Integral	9417487	spot	########	2015.06.1	America/N	0.86049	NZD	CAD	Sell	860.49	740.443	########	188.3448
10000935	SEAN WAR	Tier 1 Bank Consortiu	10000935	Integral	9417490	spot	########	2015.06.1	America/N	0.8604	NZD	CAD	Sell	860.4	740.2882	########	188.3251
10000935	SEAN WAR	Tier 1 Bank Consortiu	10000935	Integral	9417491	spot	########	2015.06.1	America/N	0.86039	NZD	CAD	Sell	860.39	740.271	########	188.3229
10000935	SEAN WAR	Tier 1 Bank Consortiu	10000935	Integral	9417684	spot	########	2015.06.1	America/N	191.865	GBP	JPY	Buy	191865	36812178	########	43843.36
10000935	SEAN WAR	Tier 1 Bank Consortiu	10000935	Integral	9418762	spot	########	2015.06.1	America/N	0.64872	NZD	CHF	Sell	648.72	420.8376	########	141.9924
10000935	SEAN WAR	Tier 1 Bank Consortiu	10000935	Integral	9418763	spot	########	2015.06.1	America/N	0.64872	NZD	CHF	Sell	648.72	420.8376	########	141.9924
10000935	SEAN WAR	Tier 1 Bank Consortiu	10000935	Integral	94208	spot	9/9/2013	2013-09-0	America/N	156.252	GBP	JPY	Sell	15625200	2.44E 09	########	1.93E 08
10000935	SEAN WAR	Tier 1 Bank Consortiu	10000935	Integral	95132	spot	########	2013-09-1	America/N	1.43046	EUR	AUD	Buy	143046	204621.6	########	278964.8
10000935	SEAN WAR	Tier 1 Bank Consortiu	10000935	Integral	9562687	spot	########	2015.06.1	America/N	2.27106	GBP	NZD	Buy	2271.06	5157.714	########	1116.804
10000935	SEAN WAR	Tier 1 Bank Consortiu	10000935	Integral	9562688	spot	########	2015.06.1	America/N	2.27106	GBP	NZD	Buy	2271.06	5157.714	########	1116.804
10000935	SEAN WAR	Tier 1 Bank Consortiu	10000935	Integral	9563491	spot	########	2015.06.1	America/N	195.192	GBP	JPY	Buy	195192	38099917	########	45079.92
10000935	SEAN WAR	Tier 1 Bank Consortiu	10000935	Integral	9727122	spot	########	2015.06.2	America/N	0.68841	NZD	USD	Sell	2065.23	1421.725	########	208.9936
10000935	SEAN WAR	Tier 1 Bank Consortiu	10000935	Integral	9727124	spot	########	2015.06.2	America/N	0.68858	NZD	USD	Buy	2065.74	1422.427	########	209.0968
10000935	SEAN WAR	Tier 1 Bank Consortiu	10000935	Integral	9727162	spot	########	2015.06.2	America/N	0.8436	NZD	CAD	Sell	2530.8	2134.983	########	545.3491
10000935	SEAN WAR	Tier 1 Bank Consortiu	10000935	Integral	9727165	spot	########	2015.06.2	America/N	0.84385	NZD	CAD	Buy	2531.55	2136.248	7/9/2015	545.5107
10000935	SEAN WAR	Tier 1 Bank Consortiu	10000935	Integral	9727312	spot	########	2015.06.2	America/N	2.30003	GBP	NZD	Buy	6900.09	15870.41	7/2/2015	3416.258
10000935	SEAN WAR	Tier 1 Bank Consortiu	10000935	Integral	9727313	spot	########	2015.06.2	America/N	2.29924	GBP	NZD	Sell	6897.72	15859.51	########	3415.085
10000935	SEAN WAR	Tier 1 Bank Consortiu	10000935	Integral	9729675	spot	########	2015.06.2	America/N	0.77548	AUD	USD	Sell	2326.44	1804.108	########	95.61771
10000935	SEAN WAR	Tier 1 Bank Consortiu	10000935	Integral	9729681	spot	########	2015.06.2	America/N	0.77564	AUD	USD	Buy	2326.92	1804.852	########	95.65717
10000935	SEAN WAR	Tier 1 Bank Consortiu	10000935	Integral	97616	spot	########	2013-09-1	America/N	157.843	GBP	JPY	Sell	15784300	2.49E 09	########	1.95E 08
10000935	SEAN WAR	Tier 1 Bank Consortiu	10000935	Integral	9861578	spot	########	2015.06.2	America/N	0.71327	EUR	GBP	Sell	2139.81	1526.262	########	126.9341
10000935	SEAN WAR	Tier 1 Bank Consortiu	10000935	Integral	9861667	spot	########	2015.06.2	America/N	0.71382	EUR	GBP	Buy	2141.46	1528.617	8/3/2015	127.0319
10000935	SEAN WAR	Tier 1 Bank Consortiu	10000935	Integral	9861918	spot	########	2015.06.2	America/N	194.55	GBP	JPY	Buy	583650	1.14E 08	########	134923.7
10000935	SEAN WAR	Tier 1 Bank Consortiu	10000935	Integral	9861925	spot	########	2015.06.2	America/N	194.511	GBP	JPY	Sell	583533	1.14E 08	########	134896.6

10000935	SEAN WAR	Tier 1 Bank Consortiu	10000935	Integral	9958009	spot	########	2015.06.2	America/N	0.70048	EUR	GBP	Sell	2101.44	1472.017	8/3/2015	124.1902
10000935	SEAN WAR	Tier 1 Bank Consortiu	10000935	Integral	9959996	spot	########	2015.06.2	America/N	192.53	GBP	JPY	Sell	577590	1.11E 08	7/8/2015	133675.6

Exhibit 3

ECN Counterparties

May 2013

1. Straight-Through Processing (STP) - Introduction

IC Markets is an agent, (not a market maker), to STP FX transactions with ECN liquidity provider counterparties to Qualified Eligible Person clients. This is in accordance to ASIC regulations in conjunction with other agency compliance polices.

Credit risk is the risk that a counterparty to IC Markets fails to perform its obligations which results in financial loss for IC Markets. IC Markets management of credit risk is intended to protect the company and clients from any sudden changes in the liquidity, credit quality or solvency of our banks. Thus, we have in place internal risk management procedures to manage overexposed short positions.

IC Markets primarily takes on market risk to facilitate instant execution of client trades; therefore, IC Markets market risk limits are generally conservative.

This policy covers how IC Markets deals with:

- market risk;
- credit risk; and
- selecting and assessing counterparties.

2. Market Risk Mitigation, Monitoring and Reporting

IC Markets does not take proprietary positions based on an expectation of market movements and as a result does not customarily hedge against client transactions. In adverse market conditions, IC Markets may have a net position with a hedging counterparty in any of the markets on which it offers products to reduce market risk exposure in residual un-hedged entries.

IC Markets has in place internal market risk procedures for setting limits, for every financial market in which our clients trade, as well as certain groups of markets which we consider to be correlated. These rules limit the net exposure arising from client activities and hedging consistent with our risk appetite.

Our risk management systems allow us to continually monitor our exposure against these limits in real time. If our exposure exceeds the limits as a result of clients' activities, we will carry out sufficient hedging to bring the exposure back within the defined limit.

Changes to market risk policy require review by the Board of Directors.

3. Credit Risk Mitigation and Reporting

We have internal counterparty credit risk procedures for assessing credit risk and setting credit risk limits. These procedures are reviewed annually and presented to the Board for approval should any changes be proposed.

We review the credit quality of our major counterparties on an on-going basis, with a formal risk review for each counterparty performed at a minimum on an annual basis and more frequently if there is a significant change in market conditions or relevant news.

Our exposures to each counterparty are monitored on a daily basis and reported to our Risk Manager. It is our policy to reduce the risk of counterparty failure through diversification and by setting each counterparty a risk-assessed exposure limit.

4. Criteria for selecting a liquidity provider counterparty

We assess a potential counterparty against a list of qualifying criteria that address whether they are of adequate financial standing. We do not accept a potential counterparty unless they meet the minimum qualification criteria, which require the counterparty to:

- have adequate financial and compliance resources;
- have an adequate financial license and creditworthiness;
- maintain proper reporting records and regulatory oversight; and
- have a good reputation within the financial services industry.

Addition of new counterparties or changes to existing counterparty limits require approval by the Board of Directors.

5. Current Liquidity Providers

Currently our Electronic Communication Network venue cooperates with the following counterparties:

- Royal Bank of Scotland plc;
- BNP Paribas, S.A.;
- Citibank, N.A.;
- UBS Group AG;
- JPMorgan Chase Bank, N.A.;
- HSBC Bank plc;
- Bank of America Corporation;
- Goldman Sachs; and
- Morgan Stanley

These counterparties are defined as Tier 1 liquidity providers for foreign exchange transactions and supply exchange rates for all currency pairs on the ECN platform.

IC Markets accesses an ECN STP network to execute trade orders on a no dealing desk basis as entered transactions revert to our Tier 1 liquidity providers. IC Markets does not have a dealing desk that creates its own prices.

If you require any additional information, please feel free to contact us at support@icmarkets.com

International Capital Markets Pty Ltd
Level 6, 309 Kent Street
Sydney NSW 2000
www.icmarkets.com
phone: +61(0)2 8014 4280

Exhibit 4

FEX0327454347
In re Foreign Exchange Benchmark Rates Antitrust Litigation
P.O. Box 10239
Dublin, OH 43017-5739
1-888-320-9983

SEAN WARAICH
2516 COMMONWEALTH ST., #201
HOUSTON, TX 77006

Issue Date: July 7, 2022
Claim No.: 10000935

FINAL NOTICE OF REJECTION OF YOUR ENTIRE OPTION 2 CLAIM

Dear Mr. Waraich:

The Claims Administrator writes in response to your June 15, 2022 letter (the "Letter") regarding the above-referenced claim. We respectfully disagree with your characterizations of your claim's deficiencies, and we also write to address the questions you raise. Your letter begins with four numbered contentions and ends with two questions, which we address below.

For contention number 1, we agree that Integral is a technology platform and is not itself a counterparty. However, our objection is with your alleged counterparties and the fact that you did not use Integral to trade directly with the Tier 1 Bank Consortium. Your status as a retail FX trader using the Integral platform does not imply that you traded with those defendant banks. If you did trade directly with the consortium's banks, then you would have needed lines of credit with these Tier 1 institutions, which is very unlikely as an individual retail trader.

For contention number 2, you claim that all your counterparties come from the Tier 1 Consortium. However, your true counterparties are your retail brokers, Forex Merchant Dealers and International Capital Markets. For example, ICM's Disclosure Statement clearly discusses that its clients trade against IC Markets, and then separately, IC Markets may hedge against other entities.[1] Therefore, you have not provided any documentation proving you traded directly with any defendant bank by using Integral as a platform.

For contention number 3, you state "[t]he trade date is the date on which a FX transaction was opened. The settlement date is the date on which a transaction is closed" (Letter at 1). However, these statements are not the standard FX industry definitions. The trade date and value date (or settlement date) for a FX transaction do not relate to the concepts of "opening" or

[1] *See* ICM's CFD Product Disclosure Statements, "Section 9 – Significant Risks," https://cdn.icmarkets.com/uploads/IC-Markets-CFD-PDS.pdf: "Counterparty risk (Financial Resources): You have the risk that IC Markets will not meet its obligations to you under the CFDs. IC Markets' CFDs are not Exchange traded so you need to consider the credit and related risks you have on IC Markets. As IC Markets is the CFD product issuer, you are exposed to the financial and business risk, including the credit risk associated with trading with IC Markets. If IC Markets becomes insolvent, IC Markets may be unable to meet its obligations to you." *Id*. at 15.

"closing" a transaction. "Opening" or "closing" are concepts from retail FX when clients trade into and out of positions, typically on margin accounts. Your status as a retail trader means that you are not trading in the spot FX market, but in the retail market. [2] As a retail client, you would not know the value date because you were not a party to that hedging transaction between your retail broker and potentially a defendant bank. Therefore, it is impossible for you to submit a value date, which is a mandatory field in an Option 2 submission.

For contention number 4, your argument presumes that we believe the EPA is inflated because we dispute the lot volume unit (lot size). You state that the example from our June 9, 2022 rejection letter "affirms that each of the specifically cited 182 transactions are in fact Standard Lot volume unit FX trades with the JPY as the quote currency, meaning each of these 182 FX transactions are comprised of 100,000 units lots of trade volume…" (Letter at 3). However, this is not the case. We do not dispute the lot size, but believe the EPA is inflated because the base amount was calculated incorrectly and not according to the filing instructions. You seem to have interpreted "base amount" as the notional amount of trade that opened a risk position in the quoted currency.

This confusion also explains why the submitted base amounts were incorrect. "Base Amount", as per the industry standard and described in the filing instructions, is the notional amount of the trade in the base currency. For example, Transaction ID 836609 was filed as a GBP/JPY trade with a Trade Rate of 167.694 and a base amount of 92,070,400. Base Currency filed on the same row is GBP. Therefore, this filed row represents a trade for 92,070,400 in the base currency (GBP), with an EPA of 1,983 million. However, we believe that 92,070,400 was in fact the Contra Amount in the contra currency (JPY), equivalent to 550,000 GBP and with an EPA of only 11.8 million (approx. 168 times smaller than filed). This calculation is consistent with your statement that you are multiplying the number of lots traded by both the lot size and the trade rate when providing the base amount, which is incorrect. Instead, you should be multiplying the number of lots traded only by the lot size.

Next, we turn to your two questions at the end of the letter. Your first question asks for "clarification if claimants are authorized to convert notional base amounts of non-USD quote currency FX trades to USD" (Letter at 4). Our answer is that this is not permitted by the filing instructions. The base amount must be submitted in units of the base (also known as the "left-hand side") currency of the currency pair (*e.g.*, GBP for a GBP/JPY trade).

Your second question asks, "[i]t has now come to be of my general determinative understanding that notional base amounts expressed in USD for all FX trades with non-USD quote currencies can be obtained by dividing the base amount, (in the non-USD quote currency), by the closing exchange rate of the FX trade. Thus, please inform if I, claimant, am required to

[2] Claimant admits to being a retail FX trader and that the actual spot market is not where retail clients trade: "In the spot FX market, an institutional trader is buying and selling an agreement or contract to make or take delivery of a currency. The FX retail trader does not take delivery of any currency in forex trading" (Letter at 2).

Claim No.: 10000935

further divide the notional base amounts by the closing exchange rate for all FX trades with non-USD quote currencies or does the prior instruction directives pertaining to this, (as cited above), remain in effect?" (Letter at 4). This is correct in-so-far as the base amount should never have been multiplied by the exchange rate and dividing by the exchange rate would rectify this error. However, this is regardless of whether the base or quoted currency is USD, and no attempt should be made to convert non-USD trades to USD values. Further, the "opening" and "closing" aspects must not be submitted as a single row. The open and close represent two separate transactions and must be submitted as two rows with distinct fields, including the opening and closing Trade Rates, respectively. If the open and close were for the same number of lots, we would expect those two rows to have the same base amount but opposite buy/sell indicators.

For these reasons, your claim remains fully rejected because of these deficiencies. Your letter also admits that you are not trading in the spot FX market, but in the retail market, which confirms our conclusion that you did not trade directly with defendant banks or on an exchange.[3] (Letter at 1-2). Moreover, you failed to provide any documentation proving that your counterparties were defendant banks. *See Contant v. Bank of Am. Corp.*, No. 17-cv-3139-LGS, ECF No. 516 (S.D.N.Y. Oct. 29, 2021) (accepting class counsel's third-party documentation argument and stating that the "settlement requires claimants to support their claims 'by such documents or proof as Class Counsel and the Claims Administrator, in their discretion, may deem acceptable'").

If you disagree with the administrative determination covered by this notice, and your dispute cannot be resolved, you will have the right to present your arguments to the Court, provided you submit a "Dispute Letter" to the Claims Administrator within 20 days of this notice and in accordance with these instructions. Your Dispute Letter must: (1) list the Claim Number(s) that are covered by your Dispute Letter; (2) state that you request that the Court review the administrative rejection of your claim; (3) state your argument(s) for why your claim should be accepted; (4) attach any supporting documents you have to support your argument(s); (5) be signed; and (6) include a copy of this notice. To submit your Dispute Letter, please email it to the Claims Administrator at Info@FXAntitrustsettlement.com.

Very Truly Yours,

Epiq
Claims Administrator

[3] Claimant uses phrases: "in retail forex" Letter at 1; "lot sizes" *Id*. at 2; "opening and closing trades" *Id*. at 1; which is language used in the FX retail industry.

July 25, 2022

Re: In re Foreign Exchange Benchmark Rates Antitrust Litigation

Claim No. 10000935

Epiq Claims Administrator:

Supporting Statement to Claimant Dispute

An additional discrepancy with the the Claim Auditor's July 7, 2022 Final Notice for Claim No. 10000935 is that it states the broker ICM is allegedly a counterparty to the Claimant with citation reference to a Product Disclosure Statement dated from **March 2021** which would effectively be non-applicable and impermissible as this would not pertain to and would well exceed the eligible timeframe of the FX Benchmark Rates Anti-Trust Litigation settlement. This is also an entirely different platform that the Claimant did not trade on.

Since 2018, ICM implemented several amended policy changes and in their operating trade model to meet enacted regulator licensing requirements and intermittent rule changes with FX market participants. Thereafter, ICM issued their primary platform to be with categorized inter-dealer brokers as hedging counterparties who maintain their own liquidity provider pools. Solely under this modified trade venue is what the Claims Administrator's final notice citing reference pertains to, while in actuality, these particular plug-in inter-dealer broker counterparties were cumulatively officially approved and enabled with the ICM platform in 2020. The Claimant, however, only previously traded on an STP ECN platform client established in August 2013 in where no merchant broker, (including ICM), was a counterparty to any of their master trade ledger documented no dealing desk FX transactions.

STP Bank LP-counterparties are no longer specifically stated and display featured on the ICM website or on any font-end publicly accessible documentation, (as back in 2013).

The ICM ECN Counterparties disclosure statement from May 2013, (Exhibit 3), states, "*IC Markets is an agent, (not a market maker), to STP FX transactions with ECN liquidity provider counterparties to Qualified Eligible Person clients.*" (ECN Counterparties-pg. 1- Exhibit 3); -Claimant was a registered QEP U.S. client to ICM.

Under "Current Liquidity Providers" in Exhibit 3 the ECN STP liquidity provider counterparties to all of the Claimant's Option 2 documented rolling FX spot contract trades are enlisted further stating:

["*These counterparties are defined as Tier 1 liquidity providers for foreign exchange transactions and supply exchange rates for all currency pairs on the ECN platform.*

IC Markets accesses an ECN STP network to execute trade orders on a no dealing desk basis as entered transactions revert to our Tier 1 liquidity providers."] (Exhibit 3- pg. 2)

This supporting statement and Exhibit 3 is to be included with the current Claimant Dispute file record.

By this submission, the Notice of Claims Determination issued to Claimant on April 25, 2022 for Claim No. 10000935 should henceforth be resolutely reinstated and made fully effective.

Submitted by:

Sean Waraich – Claimant

Claim No. 10000935

2516 Commonwealth St., #201
Houston, TX 77006
Ph- 832 229 1652 (m)

Disputed Claim No. 4
(Claim No. 2075513)

ANTHONY NAYLOR SINGLETARY
3150 W REMSEN RD AVON PARK
FL 33825-9438 (407-223-1923)

Claim No: 02075513
Control No: 7533071872
7-19-2018

REQUEST COURT REVIEW OF ADMINISTRATIVE CLAIM REJECTION

PROOF OF CLAIM AND RELEASE was received by mail identifying Anthony N Singletary's as a class beneficiary in the **Foreign Exchange Benchmark Rates Antitrust Litigation.**
Said class beneficiary has participated in self directive active trading of Spot Forex Instruments since 2005. Further participation continued Spot Forex and included Futures Exchange traded currency instruments through the balance of the full term of the date range of this litigation time frame of 12-15-2015 and beyond to present time. Claim response provided by Anthony Naylor Singletary provided an extensive list all account numbers and account names and identified brokers both Spot Forex and Futures Exchange Currency Instruments trades were conducted through.
With direct consideration that Anthony Naylor Singletary was identified by the administrative entity as an eligible class candidate and provided with a claim and control number is indicative of qualified class participation in this litigation. Given the complexity of the data entanglement within this type of endeavour and the conditions of varied broker accounting and record keeping arrangements and type of inter bank participation by brokers. Acknowledging individual retail traders and transacted trading volume over time is at best an abstract guesstimation process whereas verified account funding and withdrawal activity that would be expected in the least available from involved brokers and as such should suffice proof of engagement in like kind activity to validify claimant participation forgoing an estimated evaluation value for compensation.

Lead claim proprietors are in a coordinated advantage position to corner the claim and capture the majority of allotted pool of funds designated for distribution. It appears the administrative claim process systematically white washes retail Forex traders prospective class benefit as identified members and eradicates any future fiduciary claims from those class members that are cursory rejected within this litigation.
Class member solicitation by insinuation allure of some form of identifiable trading data qualifying solicited claimant to at least a minimal fiduciary participation in this 2.3 Billion dollar claim fund that file via method 1 or 2 Giving the impression that some form of backing data has already identified claimants behalf by officialness of a claim number as well as separate control number. Method 1 is propositioned as ease of process that claimant has been prequalified and will receive a estimated valuation to either accept or reject. If rejected by the claimant. method 2 is required to provide trading transaction data for claimants seeking a higher sum than

estimated by the claims administration.
This litigation class cornering appears rigged with anticipated lack of response to option 2 method from Spot Fx retail traders requesting finite transactional data that Is..Was either never available at the retail trader level or in no capacity to identify any interbank transaction activity beyond buying or selling inside each individual brokers order book. As such having only trading against the broker all the while being provided the interbank rates as the Prime source identified within this litigation as manipulated defective trading prices for the FX Currency Instruments traded by the retail trader to which was bragged by most major U.S. retail Forex brokers for the most part years ago during the litigation date range of their Multi bank liquidity pool aggregate price feed from many of the defendant banks and technical subsidiaries price providers engaging the underlying manipulated defective source pricing. To Wit is the absolute scope of this class action litigation.

With consideration to the literal technical workings, accounting methodologies, lack of transparency, claims administrators initial implied absolution participation by solicitation, quantitative over qualitative applied after filing process approach. And with further consideration the list of exact account names and numbers of both Spot and Futures Exchange Brokers provided by claimant. I Anthony Naylor Singletary having been an active trader during at least 80% of the litigation date range and continues trading active currently with one of the Futures Brokers account information was provided in this claim. I hereby contest the claims administrators lackluster canned claim rejection. And request Court review of the determination.

Anthony N Singletary

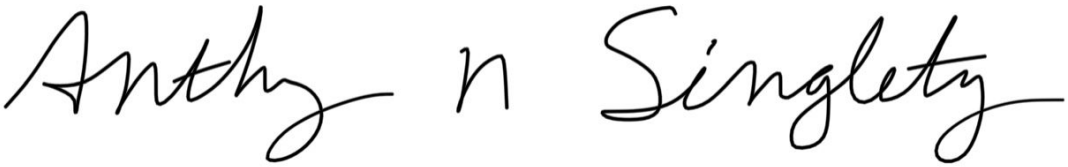

Disputed Claim No. 5
(Claim No. 10013447)

Gregor McIntosh
130 Route de Frontenex
1208 Genève

Téléphone : +41 79 447 57 71
E-mail : gregor.mcintosh@bluewin.ch

By e-mail (via Claim Administrator Info@FXAntitrustsettlement.com).

To the attention of:

Claim Administrator Garden City Group, as succeeded by Epiq Global, OH 43017-5739, Dublin, USA ("Claim Administrator").

Class Counsel: Christopher M. Burke of Scott+Scott, Attorneys at Law, LLP and Michael D. Hausfeld of Hausfeld LLP ("Class Counsel").

The United States District Court for the Southern District of New York (the "Court").

July 29, 2022

In re Foreign Exchange Benchmark Rates Antitrust Litigation, No. 1:13-cv-07789-LGS (S.D.N.Y.)
Consolidated claim number 10013447 including claim number 1451079.

This letter serves as request that the Court review the partial administrative rejection and improper treatment by the Claim Administrator of ten of the many, but largest, trades in FX exchange traded futures ("Trades") included in the above referenced claims and the ensuing claim assessments.

Terms not defined in this letter should be construed in accordance with (i) the Third Consolidated Amended Class Action Complaint as approved by the Court (the "Complaint") and (ii) the Plan of Distribution as approved by the Court.

Attachments to this letter include:

- A first claim assessment dated November 13 2020 in which relative damage factors were incorrectly applied and from which 33 Trades conducted through Morgan Stanley / Citigroup were omitted (attachment no. 1).
- A second claim assessment dated May 24, 2021 resulting from dialogue with the Claim Administrator and rectifying the application of relative damage factors, but which still didn't include Trades through Morgan Stanley / Citigroup (attachment no. 2).
- A third claim assessment dated May 2, 2022 in which the aforementioned Trades were included but ten of which were improperly classified and processed by Claim Administrator as FX swaps instead of as FX exchange traded futures as required by the Plan of Distribution (attachment no. 3).
- Broker statements reflecting the ten Trades in FX exchange traded futures of which Claim Administrator's treatment is disputed (attachments nos. 4 to 7).

- An extract from computations showing the circa $ 1.9 billion difference between Eligible Participation Amounts as calculated by Claim Administrator relative to what they should be in accordance with the Plan of Distribution (attachments nos. 8 and 9 in Excel and PDF formats respectively).

The latest claim assessment is disputed on the grounds that:

1. It is alleged in the Complaint and recognised in the Plan of Distribution that Defendants' conspiracy impacted all manner of FX Instruments, including those trading both OTC and on exchanges.

2. Neither the Complaint nor the Plan of Distribution leaves any room for Claim Administrator to interpret at its discretion or will the conditions or requirements of the Plan of Distribution. The only exception to this rule is as provided for in the two bulleted subsets to section VIII(A)(3)(c) of the plan of distribution, relating to FX swaps as defined, and which allow the Claim Adminisitrator, <u>in the case of FX trades conducted OTC only</u>, to utilise tools seeking to identify trades <u>OTC</u> that may appear as stand-alone but which could be considered as constituent of an FX swap.

3. FX futures are separately dealt with in section VIII(A)(5) of the plan of distribution and have <u>a mandatory conversion ratio of 1.00.</u> They are standardised, one-leg only exchange traded contracts calling for receipt or delivery of one currency against another, at a future date and without any contractually associated or offsetting FX spot transaction.

4. Trades in FX exchange traded futures, of a same or different maturity, share none of the two-sided characteristics of FX swaps.

5. Nothing in the Complaint or Plan of Distribution, including paragraph (3) of section VIII(A), or indeed in section VIII(A) as a whole, even remotely suggests that the criteria applicable to FX swaps traded OTC should or could for any reason, by analogy or otherwise based on considerations of a subjective nature, be extended to the treatment of FX futures as separately provided for in section VIII(A)(5), and logically assimilated with outright FX forward transactions.

6. Whether Trades in FX futures were conducted within the same, a close-by or, further out trading session, is irrelevant to the Court approved terms of the settlement as enshrined in the Plan of Distribution.

7. Settling defendants' alleged manipulation of spreads affected exchange trade futures in the same way as they did FX trades conducted OTC.

8. Claim Administrator didn't issue to claimant a Claims Deficiency Notice informing that the Claim was or may be rejected, in whole or in part, and setting out the reasons therefor.

I reserve the right to submit further letters of dispute regarding Claim Administrator's contention that two distributions separately approved by the Court are inclusive of one another and not cumulative.

Gregor McIntosh

Attachment 1

FEX/CA2

FOREIGN EXCHANGE ANTITRUST LITIGATION

Claim Assessment Notification

Option 2 Determination

You filed a claim under Option 2 (Documented Claim Option). This Claim Assessment Notification provides you with information about the Claims Administrator's calculations and estimates. The Claims Administrator's auditing process is ongoing. The Claims Administrator will notify you if your claim is selected for audit. You are therefore advised to keep documentation related to your transactions because having documentation will be important to substantiating your claim if it is selected for audit.

The Claims Administrator has calculated the Eligible Transaction Volume (ETV), Settlement Transaction Volume (STV) and Eligible Participation Amount (EPA) for your claim based on the data you submitted. [1] The Claims Administrator has also calculated the ETV, STV and EPA for your claim based on the data [2] provided by the settling defendant banks ("Option 1 Values"). A summary of the totals for your claim under Option 1 and Option 2 and your payment resolution category.

Claim Number: 10013447

Your Transaction Volumes Under Option 1 and Option 2

	Option 2	Option 1
Eligible Transaction Volume (ETV)	1,550,269,400	
Settlement Transaction Volume (STV)	1,060,867,400	
Eligible Participation Amount (EPA)	496,767,217	

Please note that ETV, STV and EPA do not represent payment amounts. Rather these are metrics representing your eligible trading volumes being converted into eligible participation units calculated pursuant to the Plan of Distribution.

[1] ETV is the Estimated Transaction Volume, which represents the notional amount of all eligible trades.
STV is the Settlement Transaction Volume which, represents the notional amount of trades multiplied by the applicable conversion ratio(s). EPA is the Eligible Participation Amount, which represents the outcome of the Plan of Distribution's five factors calculated on a trade-by-trade basis. Information on how these amounts were calculated is available in the Plan of Distribution at http://www.fxantitrustsettlement.com/courtdocs.

[2] If you would like to review the data used to calculate your claim, please send a request to FXDataRequest@FXantitrustsettlement.com. In your request, please reference your claim number.

Issue date: 11/13/2020

FOREIGN EXCHANGE ANTITRUST LITIGATION

Your estimated claim resolution category under Option 2 vs Option 1 is:

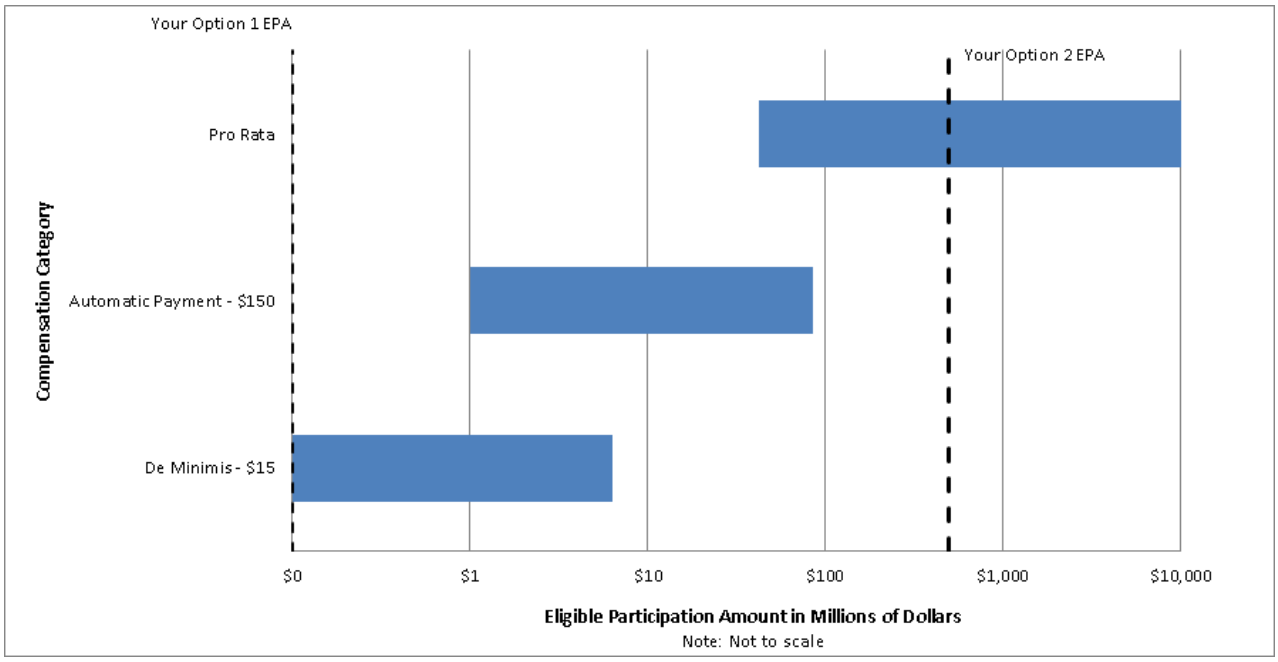

Based on claims processed to date, your payment amount is currently estimated to be between $150 and $5,000. Please note that this is an estimate, and it is possible that your payment will fall outside this band. The exact amount will not be known until all claims have been fully processed.

Acknowledgement:

You will automatically receive the higher of the Option 1 and Option 2 EPA values reported in this notice. No further action from you is required at this time.

We do not know when payments will be made, as claims processing has not completed. Please check the Settlement Website for updates.

FOREIGN EXCHANGE ANTITRUST LITIGATION

Option 2 Transaction Volume Summary

SUMMARY OF DATA SUBMITTED BY CLAIMANT ON WHICH CLAIMS ADMINISTRATOR'S DETERMINATION WAS BASED

Eligible Transaction Volume (ETV) Based on Option 2 Claim Submission
(Trades of U.S. Domiciled Claimants or Trades of Non-U.S. domiciled Claimants with Trade Location Information)

Time Period	Spot	Forwards	Swaps	OTC Options	Other FX Products	Total
Pre-2008						
2008-2013						
Post-2013						
Total						

Eligible Transaction Volume (ETV) Based on Option 2 Claim Submission
(Trades of Non-U.S. Domiciled Claimants with no Trade Location Information)

Time Period	Spot	Forwards	Swaps	OTC Options	Other FX Products	Total
Pre-2008						
2008-2013						
Post-2013						
Total						

Eligible Transaction Volume (ETV) For FX Exchange Traded Instruments Based on Option 2 Claim Submission
(FX Exchange Trades - U.S. Domiciled)

Time Period	Spot	Forwards	Swaps	OTC Options	Other FX Products	Total
Pre-2008						
2008-2013						
Post-2013						
Total						

Eligible Transaction Volume (ETV) For FX Exchange Traded Instruments Based on Option 2 Claim Submission
(FX Exchange Trades - Non-U.S. Domiciled)

Time Period	Spot	Forwards	Swaps	OTC Options	Other FX Products	Total
Pre-2008						
2008-2013						
Post-2013						
Total						

Attachment 2

FOREIGN EXCHANGE ANTITRUST LITIGATION

Claim Assessment Notification

Option 2 Determination

You filed a claim under Option 2 (Documented Claim Option). This Claim Assessment Notification provides you with information about the Claims Administrator's calculations and estimates. The Claims Administrator's auditing process is ongoing. The Claims Administrator will notify you if your claim is selected for audit. You are therefore advised to keep documentation related to your transactions because having documentation will be important to substantiating your claim if it is selected for audit.

The Claims Administrator has calculated the Eligible Transaction Volume (ETV), Settlement Transaction Volume (STV) and Eligible Participation Amount (EPA) for your claim based on the data you submitted. [1] The Claims Administrator has also calculated the ETV, STV and EPA for your claim based on the data [2] provided by the settling defendant banks ("Option 1 Values"). A summary of the totals for your claim under Option 1 and Option 2 and your payment resolution category.

Claim Number: 10013447

Your Transaction Volumes Under Option 1 and Option 2

	Option 2	Option 1
Eligible Transaction Volume (ETV)	1,550,269,400	
Settlement Transaction Volume (STV)	1,060,867,400	
Eligible Participation Amount (EPA)	896,563,936	

Please note that ETV, STV and EPA do not represent payment amounts. Rather these are metrics representing your eligible trading volumes being converted into eligible participation units calculated pursuant to the Plan of Distribution.

[1] ETV is the Estimated Transaction Volume, which represents the notional amount of all eligible trades. STV is the Settlement Transaction Volume which, represents the notional amount of trades multiplied by the applicable conversion ratio(s). EPA is the Eligible Participation Amount, which represents the outcome of the Plan of Distribution's five factors and heuristic processes calculated on a trade-by-trade basis. Information on how these amounts were calculated is available in the Plan of Distribution at http://www.fxantitrustsettlement.com/courtdocs.

[2] If you would like to review the data used to calculate your claim, please send a request to FXDataRequest@FXantitrustsettlement.com. In your request, please reference your claim number.

FOREIGN EXCHANGE ANTITRUST LITIGATION

Your estimated claim resolution category under Option 2 vs Option 1 is:

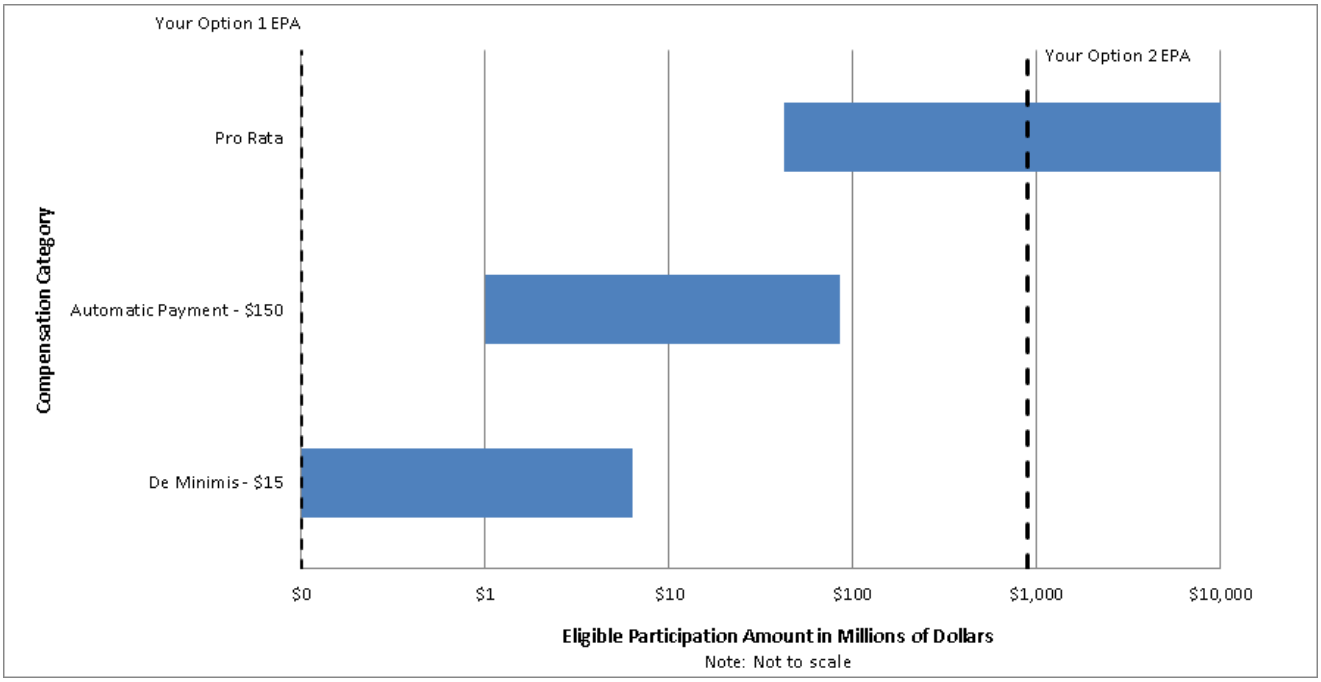

Based on claims processed to date, your payment amount is currently estimated to be between $150 and $5,000. Please note that this is an estimate, and it is possible that your payment will fall outside this band. The exact amount will not be known until all claims have been fully processed.

Acknowledgement:

You will automatically receive the higher of the Option 1 and Option 2 EPA values reported in this notice. No further action from you is required at this time.

We do not know when payments will be made, as claims processing has not completed. Please check the Settlement Website for updates.

FOREIGN EXCHANGE ANTITRUST LITIGATION

Option 2 Transaction Volume Summary

SUMMARY OF DATA SUBMITTED BY CLAIMANT ON WHICH CLAIMS ADMINISTRATOR'S DETERMINATION WAS BASED

Eligible Transaction Volume (ETV) Based on Option 2 Claim Submission
(Trades of U.S. Domiciled Claimants or Trades of Non-U.S. domiciled Claimants with Trade Location Information)

Time Period	Spot	Forwards	Swaps	OTC Options	Other FX Products	Total
Pre-2008						
2008-2013						
Post-2013						
Total						

Eligible Transaction Volume (ETV) Based on Option 2 Claim Submission
(ECN Trades - U.S. Domiciled)

Time Period	Spot	Forwards	Swaps	OTC Options	Other FX Products	Total
Total						

Eligible Transaction Volume (ETV) Based on Option 2 Claim Submission
(ECN Trades - Non-U.S. Domiciled)

Time Period	Spot	Forwards	Swaps	OTC Options	Other FX Products	Total
Total						

FOREIGN EXCHANGE ANTITRUST LITIGATION

Eligible Transaction Volume (ETV) Based on Option 2 Claim Submission
(Trades of Non-U.S. Domiciled Claimants with no Trade Location Information)

Time Period	Spot	Forwards	Swaps	OTC Options	Other FX Products	Total
Pre-2008						
2008-2013						
Post-2013						
Total						

Eligible Transaction Volume (ETV) For FX Exchange Traded Instruments Based on Option 2 Claim Submission
(FX Exchange Trades - U.S. Domiciled)

Time Period	Futures	Options on Futures	Other FX Products	Total
Pre-2008				
2008-2013	884,183,175	196,916,875		1,081,100,050
Post-2013	54,333,725	414,835,625		469,169,350
Total	938,516,900	611,752,500		1,550,269,400

Eligible Transaction Volume (ETV) For FX Exchange Traded Instruments Based on Option 2 Claim Submission
(FX Exchange Trades - Non-U.S. Domiciled)

Time Period	Futures	Options on Futures	Other FX Products	Total
Pre-2008				
2008-2013				
Post-2013				
Total				

Attachment 3

FOREIGN EXCHANGE ANTITRUST LITIGATION

Claim Assessment Notification

Option 2 Determination

You filed a claim under Option 2 (Documented Claim Option). This Claim Assessment Notification provides you with information about the Claims Administrator's calculations and estimates. The Claims Administrator's auditing process is ongoing. The Claims Administrator will notify you if your claim is selected for audit. You are therefore advised to keep documentation related to your transactions because having documentation will be important to substantiating your claim if it is selected for audit.

The Claims Administrator has calculated the Eligible Transaction Volume (ETV), Settlement Transaction Volume (STV) and Eligible Participation Amount (EPA) for your claim based on the data you submitted. [1] The Claims Administrator has also calculated the ETV, STV and EPA for your claim based on the data [2] provided by the settling defendant banks ("Option 1 Values"). A summary of the totals for your claim under Option 1 and Option 2 and your payment resolution category.

Claim Number: 10013447

Your Transaction Volumes Under Option 1 and Option 2

	Option 2	Option 1
Eligible Transaction Volume (ETV)	2,489,637,787	
Settlement Transaction Volume (STV)	1,464,782,487	
Eligible Participation Amount (EPA)	1,956,218,484	

Please note that ETV, STV and EPA do not represent payment amounts. Rather these are metrics representing your eligible trading volumes being converted into eligible participation units calculated pursuant to the Plan of Distribution.

[1] ETV is the Estimated Transaction Volume, which represents the notional amount of all eligible trades. STV is the Settlement Transaction Volume which, represents the notional amount of trades multiplied by the applicable conversion ratio(s). EPA is the Eligible Participation Amount, which represents the outcome of the Plan of Distribution's five factors and heuristic processes calculated on a trade-by-trade basis. Information on how these amounts were calculated is available in the Plan of Distribution at http://www.fxantitrustsettlement.com/courtdocs.

[2] If you would like to review the data used to calculate your claim, please send a request to FXDataRequest@FXantitrustsettlement.com. In your request, please reference your claim number.

Issue date: 5/2/2022

FOREIGN EXCHANGE ANTITRUST LITIGATION

Your estimated claim resolution category under Option 2 vs Option 1 is:

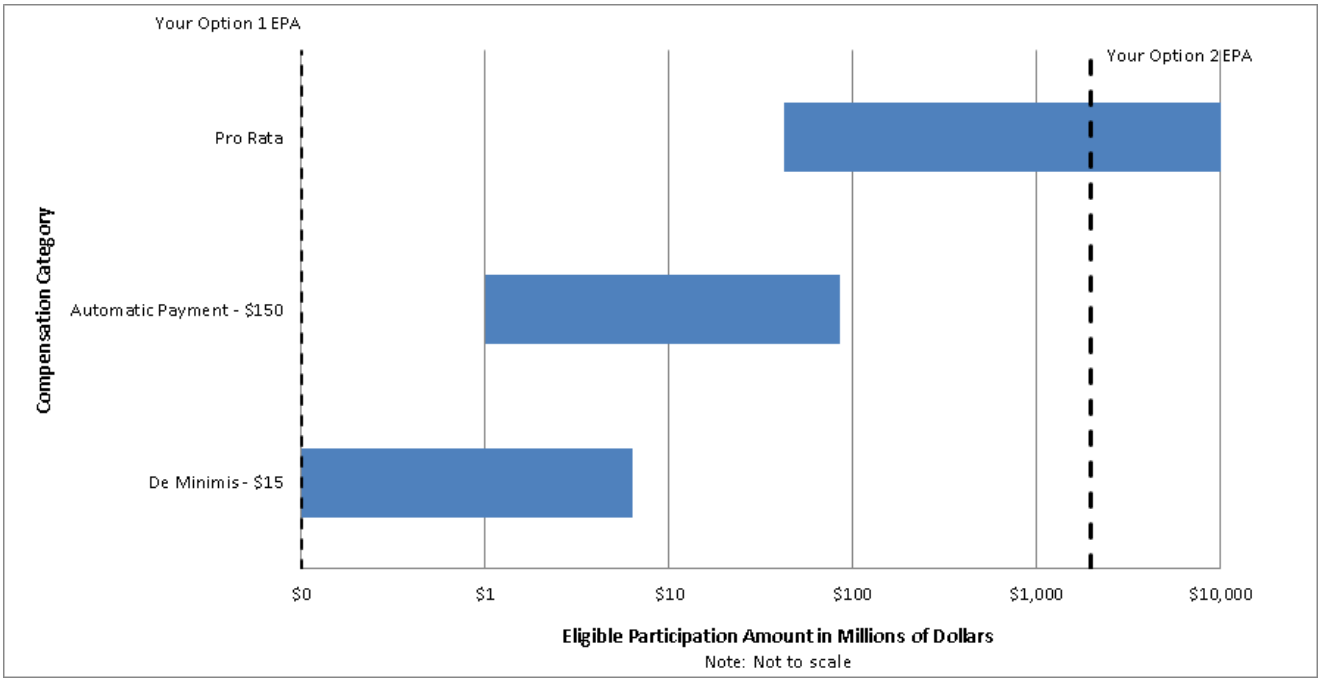

Based on claims processed to date, your payment amount is currently estimated to be between $150 and $10,000. Please note that this is an estimate, and it is possible that your payment will fall outside this band. The exact amount will not be known until all claims have been fully processed.

Acknowledgement:

You will automatically receive the higher of the Option 1 and Option 2 EPA values reported in this notice. No further action from you is required at this time.

We do not know when payments will be made, as claims processing has not completed. Please check the Settlement Website for updates.

FOREIGN EXCHANGE ANTITRUST LITIGATION

Option 2 Transaction Volume Summary

SUMMARY OF DATA SUBMITTED BY CLAIMANT ON WHICH CLAIMS ADMINISTRATOR'S DETERMINATION WAS BASED

Eligible Transaction Volume (ETV) Based on Option 2 Claim Submission
(Trades of U.S. Domiciled Claimants or Trades of Non-U.S. domiciled Claimants with Trade Location Information)

Time Period	Spot	Forwards	Swaps	OTC Options	Other FX Products	Total
Pre-2008						
2008-2013			535,692,988			535,692,988
Post-2013						
Total			535,692,988			535,692,988

Eligible Transaction Volume (ETV) Based on Option 2 Claim Submission
(ECN Trades - U.S. Domiciled)

Time Period	Spot	Forwards	Swaps	OTC Options	Other FX Products	Total
Total						

Eligible Transaction Volume (ETV) Based on Option 2 Claim Submission
(ECN Trades - Non-U.S. Domiciled)

Time Period	Spot	Forwards	Swaps	OTC Options	Other FX Products	Total
Total						

FOREIGN EXCHANGE ANTITRUST LITIGATION

Eligible Transaction Volume (ETV) Based on Option 2 Claim Submission
(Trades of Non-U.S. Domiciled Claimants with no Trade Location Information)

Time Period	Spot	Forwards	Swaps	OTC Options	Other FX Products	Total
Pre-2008						
2008-2013						
Post-2013						
Total						

Eligible Transaction Volume (ETV) For FX Exchange Traded Instruments Based on Option 2 Claim Submission
(FX Exchange Trades - U.S. Domiciled)

Time Period	Futures	Options on Futures	Other FX Products	Total
Pre-2008				
2008-2013	1,287,858,575	196,916,875		1,484,775,450
Post-2013	54,333,725	414,835,625		469,169,350
Total	1,342,192,300	611,752,500		1,953,944,800

Eligible Transaction Volume (ETV) For FX Exchange Traded Instruments Based on Option 2 Claim Submission
(FX Exchange Trades - Non-U.S. Domiciled)

Time Period	Futures	Options on Futures	Other FX Products	Total
Pre-2008				
2008-2013				
Post-2013				
Total				

Attachment 4

Commodity Division
Commodities / Futures Account

MorganStanley SmithBarney

MR GREGOR L MCINTOSH
130 ROUTE DE FRONTENEX
GENEVA, SWITZERLAND 1208
SWITZERLAND

MONTHLY STATEMENT

CITIGROUP GLOBAL MARKETS INC.
COMMODITIES DIVISION
111 WALL STREET - 4TH FLOOR
NEW YORK, NY 10001

BRUNO LAMBRAIA

ACCOUNT NUMBER: [redacted]159E 055

STATEMENT DATE: DEC 30, 2011

* * * * * * * * * * I T E M I Z E D A C T I V I T Y * * * * * * * * * * *

DATE	AT	BOUGHT	SOLD	DESCRIPTION	EX	PRICE/LGND	CC	DEBIT	CREDIT
CTIVITY FOR 12/13/11									
*FUTURES P&S, OPTIONS PREMIUM AND FX SETTLEMENTS									
2/13/11	R8	400	400	DEC 11 IMM EURO FX		P&S	US		690,054.00
*CASH									
2/13/11	R8			HANDLING FEE			US	6.00	
*TRADES									
2/13/11	R8	400		DEC 11 IMM EURO FX		132.030	US		
2/13/11	R8		400	MAR 12 IMM EURO FX		132.200	US		
2/13/11	R8	200		DEC 11 CME S&P500 IND		1235.20	US		
2/13/11	R8		200	MAR 12 CME S&P500 IND		1229.25	US		
CTIVITY FOR 12/14/11									
*ADJUSTMENTS									
2/14/11	X8			ADJ GLBX FEE 12/13 16ES 00000		ADJUSTMENT	US		1,200.00
*FUTURES P&S, OPTIONS PREMIUM AND FX SETTLEMENTS									
2/14/11	R8	200	200	DEC 11 CME EM S&P 500		P&S	US	691,064.00	
2/14/11	R8	200	200	DEC 11 CME S&P500 IND		P&S	US	435,604.00	
2/14/11	R8	160	160	MAR 12 CME S&P500 IND		P&S	US		339,057.60
*CASH									
2/14/11	R8			HANDLING FEE			US	6.00	
*TRADES									
2/14/11	R8	200		DEC 11 CME EM S&P 500		1226.30	US		
2/14/11	R8	8		DEC 11 CME S&P500 IND		1226.30	US		
2/14/11	R8		40	DEC 11 CME S&P500 IND		1226.30	US		
2/14/11	R8		160	DEC 11 CME S&P500 IND		1226.30	US		
2/14/11	R8	160		MAR 12 CME S&P500 IND		1220.15	US		
2/14/11	R8		8	MAR 12 CME S&P500 IND		1220.15	US		
CTIVITY FOR 12/15/11									
*FUTURES P&S, OPTIONS PREMIUM AND FX SETTLEMENTS									
2/15/11	R8	8-	8-	DEC 11 CME S&P500 IND		P&S REVRS	US		332.32
2/15/11	R8	8-	8-	MAR 12 CME S&P500 IND		P&S REVRS	US		337.12

Morgan Stanley Smith Barney LLC is a non-clearing FCM. Your account is carried and cleared by Citigroup Global Markets Inc.

Commodity Division
Commodities / Futures Account

MorganStanley SmithBarney

MR GREGOR L MCINTOSH
130 ROUTE DE FRONTENEX
GENEVA, SWITZERLAND 1208
SWITZERLAND

MONTHLY STATEMENT

CITIGROUP GLOBAL MARKETS INC.
COMMODITIES DIVISION
111 WALL STREET - 4TH FLOOR
NEW YORK, NY 10001

BRUNO LAMBRAIA

ACCOUNT NUMBER: [redacted]159E 055

STATEMENT DATE: DEC 30, 2011

DATE	AT	BOUGHT	SOLD	DESCRIPTION	EX	PRICE/LGND	CC	DEBIT	CREDIT
*CASH									
2/15/11	R8			HANDLING FEE			US	6.00	
2/15/11	R8			REGULATED VS NON-REGULATED			US		1,200.00
2/15/11	X8			REGULATED VS NON-REGULATED			US	1,200.00	
*TRADES									
2/14/11	R8		8	DEC 11 CME S&P500 IND		1226.30	US		
2/14/11	R8	8		MAR 12 CME S&P500 IND		1220.15	US		
CTIVITY FOR 12/16/11									
*FUTURES P&S, OPTIONS PREMIUM AND FX SETTLEMENTS									
2/16/11	R8	8	8	DEC 11 CME S&P500 IND		P&S	US	18,132.32	
2/16/11	R8	8	8	MAR 12 CME S&P500 IND		P&S	US		17,862.88
CTIVITY FOR 12/21/11									
*CASH									
2/21/11	R8			HANDLING FEE			US	6.00	
*TRADES									
2/21/11	R8	200		MAR 12 CME EM S&P 500		1238.00	US		
CTIVITY FOR 12/22/11									
*FUTURES P&S, OPTIONS PREMIUM AND FX SETTLEMENTS									
2/22/11	R8	200	200	MAR 12 CME EM S&P 500		P&S	US	21,000.00	
2/22/11	R8	40	40	MAR 12 CME S&P500 IND		P&S	US	72,100.00	
*CASH									
2/22/11	R8			HANDLING FEE			US	6.00	
*TRADES									
2/22/11	R8		200	MAR 12 CME EM S&P 500		1236.30	US		
2/22/11	R8	40		MAR 12 CME S&P500 IND		1236.30	US		
CTIVITY FOR 12/23/11									
*CASH									
2/23/11	R8			HANDLING FEE			US	6.00	
*TRADES									
2/23/11	X8		200	MAR 12 CME EM S&P 500		1255.00	US		

Morgan Stanley Smith Barney LLC is a non-clearing FCM. Your account is carried and cleared by Citigroup Global Markets Inc.

Commodity Division
Commodities / Futures Account

MorganStanley SmithBarney

MR GREGOR L MCINTOSH
130 ROUTE DE FRONTENEX
GENEVA, SWITZERLAND 1208
SWITZERLAND

MONTHLY STATEMENT

CITIGROUP GLOBAL MARKETS INC.
COMMODITIES DIVISION
111 WALL STREET - 4TH FLOOR
NEW YORK, NY 10001

BRUNO LAMBRAIA

ACCOUNT NUMBER: [redacted]159E 055

STATEMENT DATE: DEC 30, 2011

CTIVITY FOR 12/27/11
*ADJUSTMENTS

DATE	AT	BOUGHT	SOLD	DESCRIPTION	EX	PRICE/LGND	CC	DEBIT	CREDIT
2/27/11	R8			ADJ FEES 12/22		ADJUSTMENT	US		110.00
				16SP 00000					
CTIVITY FOR 12/29/11									
*ADJUSTMENTS									
2/29/11	R8			ADJ CMSN 12/13		ADJUSTMENT	US		6,000.00
				16EC 00000					
* * * * * * * * * * *				O P E N P O S I T I O N S		* * * * * * * * * * * *			
2/13/11	R8		400	MAR 12 IMM EURO FX		132.200	US		1,260,000.00
			400*	* TOTAL OTE		129.680			1,260,000.00*
2/23/11	R8		200	MAR 12 CME EM S&P 500		1255.00	US		24,000.00
			200*	* TOTAL OTE		1252.60			24,000.00*

	SEGREGATED USD	FX/NREG USD	* TOTAL SEGREGATED	* TOTAL FX/NREG
BEGINNING CASH BALANCE	7,333,654.01	.00	7,333,654.01	.00
THIS MONTH'S ACTIVITY	182,982.40-	.00	182,982.40-	.00
ENDING CASH BALANCE	7,150,671.61	.00	7,150,671.61	.00
NET FUTURES P&L	184,146.40-	1,200.00	184,146.40-	1,200.00
FUTURES & LME OTE	1,284,000.00	.00	1,284,000.00	.00
COMBINED EQUITY CASH/COLL	8,434,671.61	.00	8,434,671.61	.00
CONVERTED MARKET VALUE	8,434,671.61	.00	8,434,671.61	.00
TOTAL COMMISSIONS	31,660.40-	.00	31,660.40-	.00
TOTAL CLEARING FEES	1,322.00-	.00	1,322.00-	.00
TOTAL EXCHANGE FEES	.00	1,200.00	.00	1,200.00
TOTAL BROKERAGE CHARGES	36.00-	.00	36.00-	.00
TOTAL NFA FEES	48.00-	.00	48.00-	.00
TOTAL GLOBEX FEES	2,080.00-	.00	2,080.00-	.00

Morgan Stanley Smith Barney LLC is a non-clearing FCM. Your account is carried and cleared by Citigroup Global Markets Inc.

Commodity Division
Commodities / Futures Account

MorganStanley SmithBarney

MR GREGOR L MCINTOSH
130 ROUTE DE FRONTENEX
GENEVA, SWITZERLAND 1208
SWITZERLAND

MONTHLY STATEMENT

CITIGROUP GLOBAL MARKETS INC.
COMMODITIES DIVISION
111 WALL STREET - 4TH FLOOR
NEW YORK, NY 10001

BRUNO LAMBRAIA

ACCOUNT NUMBER: [redacted]159E 055

PAGE 4

STATEMENT DATE: DEC 30, 2011

	* CONVERTED TOTAL *
BEGINNING CASH BALANCE	7,333,654.01
THIS MONTH'S ACTIVITY	182,982.40-
ENDING CASH BALANCE	7,150,671.61
NET FUTURES P&L	182,946.40-
FUTURES & LME OTE	1,284,000.00
COMBINED EQUITY CASH/COLL	8,434,671.61
CONVERTED MARKET VALUE	8,434,671.61
TOTAL COMMISSIONS	31,660.40-
TOTAL CLEARING FEES	1,322.00-
TOTAL EXCHANGE FEES	1,200.00
TOTAL BROKERAGE CHARGES	36.00-
TOTAL NFA FEES	48.00-
TOTAL GLOBEX FEES	2,080.00-

		*** CURRENT MONTH ***	****YEAR-TO-DATE****
FUTURES P&L	US	182,946.40-	3,150,903.40

*** IMPORTANT NOTICE REGARDING FOREIGN CURRENCY MONTHLY STATEMENTS ***
WE ARE CURRENTLY WORKING TO ADDRESS CERTAIN TECHNICAL PROBLEMS WITH THE DISPLAY OF INFORMATION ON THE FOREIGN CURRENCY MONTHLY STATEMENTS. UNTIL THESE PROBLEMS ARE RESOLVED, PLEASE NOTE THE FOLLOWING IF YOU HAVE FOREIGN CURRENCY POSITIONS:
ALL OPEN POSITIONS FOR THE SAME DEALT CURRENCY AND COUNTER CURRENCY (REGARDLESS OF "VALUE DATES") ARE AGGREGATED AS A SINGLE LINE ITEM ON THE MONTHLY STATEMENT AND REPORTED WITH A SINGLE VALUE DATE. PLEASE REVIEW YOUR DAILY STATEMENT FOR YOUR LAST TRANSACTION DATE IN THE MONTH TO OBTAIN THE TRADE DETAIL FOR THE OPEN POSITIONS THAT HAVE OCCURRED DURING THE MONTH.
IN ADDITION, ON THE MONTHLY STATEMENT, DIGITS OF THE BOUGHT AND SOLD QUANTITIES MAY APPEAR TO BE "OVERWRITTEN" BY A CURRENCY CLASSIFICATION CODE OR TRUNCATED BY AN ASTERISK (*). PLEASE REVIEW YOUR DAILY STATEMENT FOR YOUR LAST TRANSACTION DATE IN THE MONTH TO OBTAIN THE TRADE DETAIL FOR YOUR OPEN POSITIONS THAT HAVE OCCURRED DURING THE MONTH.
PLEASE CONTACT YOUR FINANCIAL ADVISOR IF YOU REQUIRE ADDITIONAL CLARIFICATION. WE APOLOGIZE FOR ANY INCONVENIENCE THIS MAY CAUSE YOU AND HOPE TO HAVE CORRECTED THESE TECHNICAL PROBLEMS BY EARLY NEXT YEAR.

Morgan Stanley Smith Barney LLC is a non-clearing FCM. Your account is carried and cleared by Citigroup Global Markets Inc.

Understanding your statement

The Following Sections May Appear on Your Statement

Net worth summary
Listing of all the assets and the net of the unrealized gains and losses in your account.

Net gain/loss summary
Listing of the gains and loses on unrealized and realized transactions in your account.

Equity summary
Represents activity affecting the cash balance and the equity in your account. Closing Combined Equity may differ from TOTAL NET WORTH because it excludes Precious Metals Accumulation Plan activity, the value of "non-cash" property such as letters of credit, guarantees and the portion of the collateral value that may not be used for margin purposes.

Activity Analysis
An expanded Equity summary, categorizing the amounts added to and subtracted from your account. Collateral excluded from total net worth is asterisked.

Itemized cash activity
Listing of activity in your account (by currency where applicable). This includes cash adjustments, deposits and withdrawals, and interest entries as well as transactions in the cash market, including options.

Realized futures gain/loss
Listing of gains and losses on futures transactions closed during the month. A trade reference number allows transactions to be cross-referenced with those appearing on the Confirmation/Purchases & Sales Statement.

Realized forward gain/loss
Listing of gains and losses on forward transactions settled during the month. A trade reference number allows transactions to be cross-referenced with those appearing on the Confirmation/Purchases & Sales Statement.

Open futures and open forward positions
Listing of all futures and forward contracts held in your account at the end of the month. Unrealized gains or losses are shown for each position marked to the market at month-end.

Open option positions
Listing of all options held in your account at month-end. Please note that unrealized gains or losses only reflect the difference between the amount you paid or received and the amount you would receive or pay if you liquidated your position at month-end.

Collateral positions
Non-cash property held in the account. The margin value of property may be less than the property's market value. Some property may not be eligible to be used as collateral or margin on certain exchanges, or for certain transactions. In addition, some collateral, such as letter of credit and guarantees, are not included in your account's total net worth. With the exception of U.S. issued gold, silver, and platinum eagles, all non-exchange traded precious metals in the account are valued at the spot price for the corresponding precious metal. The spot price does not include any market premium or discount that may increase or decrease the values of your holdings. If you wish to execute a transaction and require market-pricing information, please contact your MSSB Financial Advisor.

Completed option transactions
The buying and selling of an option are considered separate cash transactions. The matching of these option transactions in this section are only for informational purposes.

Trades and trade adjustments
Chronological listing of all trades and trade adjustments for the month.

General Information

Interest charges
Interest is charged on any outstanding cash deficit and other obligations arising with respect to special arrangements you may have with Citigroup Global Markets Inc.

Commissions and fees
Commissions on futures may be charged on either a per side (per purchase or sale) or round turn (when a purchase and sale transaction is completed) basis. They are reflected on the Confirmation/Purchases & Sales Statement. Citigroup Global Markets Inc. may, in its sole discretion, raise or lower commissions. Citigroup Global Markets Inc. may pay all or a portion of these fees to Morgan Stanley Smith Barney LLC (MSSB). The commission to be charged is the rate in effect at the time of the transaction for accounts being charged on a per side basis. As for accounts charged on a round turn basis, the commission to be charged will be the rate in effect at the time of the completed transaction. All National Futures Association fees are charged to your account. These fees, as well as exchange and clearing fees, if any, are listed separately on the Confirmation/Purchases & Sales Statement. Commission on options on futures contracts are charged on both the purchase and sale of the option.

Errors and Complaints
You must promptly notify the MSSB Branch Manager of the office servicing your account in writing of any complaints about the activity in or handling of your account during the statement period. You must also promptly advise the MSSB Branch Manager in writing of any disputed entries appearing on this statement, (unless such entries appeared on any written confirmations, purchase and sales notices or other notices previously sent to you, in which event you must promptly notify the MSSB Branch Manager of the dispute at the time you receive such confirmation or notice).

Exchange memberships
Citigroup Global Markets Inc. and its affiliates are members of all leading commodity/futures exchanges.

Other Information

Kindly retain this statement for your tax records.

All checks should be made payable to Citigroup Global Markets Inc. and may be sent to the MSSB Branch Office servicing your account.

A financial statement of Citigroup Global Markets Inc. is available on request.

For London Metal Exchange (LME) transactions, your counterparty is Citigroup Global Markets Ltd., or its successors and assigns.

All metals transactions executed for your account by Citigroup Global Markets Inc. ("CGM") are executed on an agency basis. CGM is not the counterparty to your metals transactions

Morgan Stanley Smith Barney LLC is a non-clearing FCM. Your account is carried and cleared by Citigroup Global Markets Inc.

Attachment 5

Commodity Division
Commodities / Futures Account

MorganStanley SmithBarney

MR GREGOR L MCINTOSH
130 ROUTE DE FRONTENEX
GENEVA, SWITZERLAND 1208
SWITZERLAND

MONTHLY STATEMENT

CITIGROUP GLOBAL MARKETS INC.
COMMODITIES DIVISION
111 WALL STREET - 4TH FLOOR
NEW YORK, NY 10001

BRUNO LAMBRAIA

ACCOUNT NUMBER: [redacted]159E 055

STATEMENT DATE: JUN 29, 2012

* * * * * * * * * * I T E M I Z E D A C T I V I T Y * * * * * * * * * * *

CTIVITY FOR 6/05/12
*FUTURES P&S, OPTIONS PREMIUM AND FX SETTLEMENTS

DATE	AT	BOUGHT	SOLD	DESCRIPTION	EX	PRICE/LGND	CC	DEBIT	CREDIT
6/05/12	R8	256	256	JUN 12 IMM EURO FX		P&S	US		2,109,760.00
*TRADES									
6/05/12	R8	256		JUN 12 IMM EURO FX		124.930	US		
6/05/12	R8		256	SEP 12 IMM EURO FX		125.045	US		
CTIVITY FOR 6/06/12									
*FUTURES P&S, OPTIONS PREMIUM AND FX SETTLEMENTS									
6/06/12	R8	144	144	JUN 12 IMM EURO FX		P&S	US		1,271,340.00
*TRADES									
6/06/12	R8	144		JUN 12 IMM EURO FX		124.460	US		
6/06/12	R8		144	SEP 12 IMM EURO FX		124.575	US		
CTIVITY FOR 6/08/12									
*TRADES									
6/08/12	R8		200	SEP 12 CME EM S&P 500		1306.25	US		
CTIVITY FOR 6/12/12									
*FUTURES P&S, OPTIONS PREMIUM AND FX SETTLEMENTS									
6/12/12	R8	100	100	JUN 12 CME EM S&P 500		P&S	US		218,000.00
*TRADES									
6/12/12	R8	50		JUN 12 CME EM S&P 500		1322.50	US		
6/12/12	R8	50		JUN 12 CME EM S&P 500		1323.50	US		
CTIVITY FOR 6/13/12									
*FUTURES P&S, OPTIONS PREMIUM AND FX SETTLEMENTS									
6/13/12	R8	100	100	JUN 12 CME EM S&P 500		P&S	US		254,250.00
*TRADES									
6/13/12	R8	100		JUN 12 CME EM S&P 500		1315.75	US		
CTIVITY FOR 6/14/12									

Morgan Stanley Smith Barney LLC is a non-clearing FCM. Your account is carried and cleared by Citigroup Global Markets Inc.

Commodity Division
Commodities / Futures Account

MorganStanley SmithBarney

MR GREGOR L MCINTOSH
130 ROUTE DE FRONTENEX
GENEVA, SWITZERLAND 1208
SWITZERLAND

MONTHLY STATEMENT

CITIGROUP GLOBAL MARKETS INC.
COMMODITIES DIVISION
111 WALL STREET - 4TH FLOOR
NEW YORK, NY 10001

BRUNO LAMBRAIA

ACCOUNT NUMBER: [redacted]159E 055

STATEMENT DATE: JUN 29, 2012

*TRADES

DATE	AT	BOUGHT	SOLD	DESCRIPTION	EX	PRICE/LGND	CC	DEBIT	CREDIT
6/14/12	R8		50	SEP 12 CME EM S&P 500		1314.50	US		
* * * * * * * * * * *				O P E N P O S I T I O N S			* * * * * * * * * * * * *		
6/05/12	R8		256	SEP 12 IMM EURO FX		125.045	US	523,200.00	
6/06/12	R8		144	SEP 12 IMM EURO FX		124.575	US	378,900.00	
			400*	* TOTAL OTE		126.680		902,100.00*	
6/08/12	R8		200	SEP 12 CME EM S&P 500		1306.25	US	501,500.00	
6/14/12	R8		50	SEP 12 CME EM S&P 500		1314.50	US	104,750.00	
			250*	* TOTAL OTE		1356.40		606,250.00*	

	SEGREGATED USD	* TOTAL SEGREGATED	* CONVERTED TOTAL *
BEGINNING CASH BALANCE	5,310,665.61	5,310,665.61	5,310,665.61
THIS MONTH'S ACTIVITY	3,853,350.00	3,853,350.00	3,853,350.00
ENDING CASH BALANCE	9,164,015.61	9,164,015.61	9,164,015.61
NET FUTURES P&L	3,853,350.00	3,853,350.00	3,853,350.00
FUTURES & LME OTE	1,508,350.00-	1,508,350.00-	1,508,350.00-
COMBINED EQUITY CASH/COLL	7,655,665.61	7,655,665.61	7,655,665.61
CONVERTED MARKET VALUE	7,655,665.61	7,655,665.61	7,655,665.61
TOTAL COMMISSIONS	18,520.00-	18,520.00-	18,520.00-
TOTAL CLEARING FEES	636.00-	636.00-	636.00-
TOTAL NFA FEES	24.00-	24.00-	24.00-
TOTAL GLOBEX FEES	820.00-	820.00-	820.00-

		*** CURRENT MONTH ***	****YEAR-TO-DATE****
FUTURES P&L	US	3,853,350.00	3,013,350.00

Morgan Stanley Smith Barney LLC is a non-clearing FCM. Your account is carried and cleared by Citigroup Global Markets Inc.

Commodity Division
Commodities / Futures Account

MorganStanley SmithBarney

MR GREGOR L MCINTOSH
130 ROUTE DE FRONTENEX
GENEVA, SWITZERLAND 1208
SWITZERLAND

MONTHLY STATEMENT

CITIGROUP GLOBAL MARKETS INC.
COMMODITIES DIVISION
111 WALL STREET - 4TH FLOOR
NEW YORK, NY 10001

BRUNO LAMBRAIA

ACCOUNT NUMBER: [redacted]159E 055

STATEMENT DATE: JUN 29, 2012

*** IMPORTANT NOTICE REGARDING FOREIGN CURRENCY MONTHLY STATEMENTS ***
WE ARE CURRENTLY WORKING TO ADDRESS CERTAIN TECHNICAL PROBLEMS WITH THE DISPLAY OF INFORMATION ON THE FOREIGN CURRENCY MONTHLY STATEMENTS. UNTIL THESE PROBLEMS ARE RESOLVED, PLEASE NOTE THE FOLLOWING IF YOU HAVE FOREIGN CURRENCY POSITIONS:
ALL OPEN POSITIONS FOR THE SAME DEALT CURRENCY AND COUNTER CURRENCY (REGARDLESS OF "VALUE DATES") ARE AGGREGATED AS A SINGLE LINE ITEM ON THE MONTHLY STATEMENT AND REPORTED WITH A SINGLE VALUE DATE. PLEASE REVIEW YOUR DAILY STATEMENT FOR YOUR LAST TRANSACTION DATE IN THE MONTH TO OBTAIN THE TRADE DETAIL FOR THE OPEN POSITIONS THAT HAVE OCCURRED DURING THE MONTH.
IN ADDITION, ON THE MONTHLY STATEMENT, DIGITS OF THE BOUGHT AND SOLD QUANTITIES MAY APPEAR TO BE "OVERWRITTEN" BY A CURRENCY CLASSIFICATION CODE OR TRUNCATED BY AN ASTERISK (*). PLEASE REVIEW YOUR DAILY STATEMENT FOR YOUR LAST TRANSACTION DATE IN THE MONTH TO OBTAIN THE TRADE DETAIL FOR YOUR OPEN POSITIONS THAT HAVE OCCURRED DURING THE MONTH.
PLEASE CONTACT YOUR FINANCIAL ADVISOR IF YOU REQUIRE ADDITIONAL CLARIFICATION. WE APOLOGIZE FOR ANY INCONVENIENCE THIS MAY CAUSE YOU AND HOPE TO HAVE CORRECTED THESE TECHNICAL PROBLEMS BY EARLY NEXT YEAR.

Morgan Stanley Smith Barney LLC is a non-clearing FCM. Your account is carried and cleared by Citigroup Global Markets Inc.

Understanding your statement

The Following Sections May Appear on Your Statement

Net worth summary
Listing of all the assets and the net of the unrealized gains and losses in your account.

Net gain/loss summary
Listing of the gains and loses on unrealized and realized transactions in your account.

Equity summary
Represents activity affecting the cash balance and the equity in your account. Closing Combined Equity may differ from TOTAL NET WORTH because it excludes Precious Metals Accumulation Plan activity, the value of "non-cash" property such as letters of credit, guarantees and the portion of the collateral value that may not be used for margin purposes.

Activity Analysis
An expanded Equity summary, categorizing the amounts added to and subtracted from your account. Collateral excluded from total net worth is asterisked.

Itemized cash activity
Listing of activity in your account (by currency where applicable). This includes cash adjustments, deposits and withdrawals, and interest entries as well as transactions in the cash market, including options.

Realized futures gain/loss
Listing of gains and losses on futures transactions closed during the month. A trade reference number allows transactions to be cross-referenced with those appearing on the Confirmation/Purchases & Sales Statement.

Realized forward gain/loss
Listing of gains and losses on forward transactions settled during the month. A trade reference number allows transactions to be cross-referenced with those appearing on the Confirmation/Purchases & Sales Statement.

Open futures and open forward positions
Listing of all futures and forward contracts held in your account at the end of the month. Unrealized gains or losses are shown for each position marked to the market at month-end.

Open option positions
Listing of all options held in your account at month-end. Please note that unrealized gains or losses only reflect the difference between the amount you paid or received and the amount you would receive or pay if you liquidated your position at month-end.

Collateral positions
Non-cash property held in the account. The margin value of property may be less than the property's market value. Some property may not be eligible to be used as collateral or margin on certain exchanges, or for certain transactions. In addition, some collateral, such as letter of credit and guarantees, are not included in your account's total net worth. With the exception of U.S. issued gold, silver, and platinum eagles, all non-exchange traded precious metals in the account are valued at the spot price for the corresponding precious metal. The spot price does not include any market premium or discount that may increase or decrease the values of your holdings. If you wish to execute a transaction and require market-pricing information, please contact your MSSB Financial Advisor.

Completed option transactions
The buying and selling of an option are considered separate cash transactions. The matching of these option transactions in this section are only for informational purposes.

Trades and trade adjustments
Chronological listing of all trades and trade adjustments for the month.

General Information

Interest charges
Interest is charged on any outstanding cash deficit and other obligations arising with respect to special arrangements you may have with Citigroup Global Markets Inc.

Commissions and fees
Commissions on futures may be charged on either a per side (per purchase or sale) or round turn (when a purchase and sale transaction is completed) basis. They are reflected on the Confirmation/Purchases & Sales Statement. Citigroup Global Markets Inc. may, in its sole discretion, raise or lower commissions. Citigroup Global Markets Inc. may pay all or a portion of these fees to Morgan Stanley Smith Barney LLC (MSSB). The commission to be charged is the rate in effect at the time of the transaction for accounts being charged on a per side basis. As for accounts charged on a round turn basis, the commission to be charged will be the rate in effect at the time of the completed transaction. All National Futures Association fees are charged to your account. These fees, as well as exchange and clearing fees, if any, are listed separately on the Confirmation/Purchases & Sales Statement. Commission on options on futures contracts are charged on both the purchase and sale of the option.

Errors and Complaints
You must promptly notify the MSSB Branch Manager of the office servicing your account in writing of any complaints about the activity in or handling of your account during the statement period. You must also promptly advise the MSSB Branch Manager in writing of any disputed entries appearing on this statement, (unless such entries appeared on any written confirmations, purchase and sales notices or other notices previously sent to you, in which event you must promptly notify the MSSB Branch Manager of the dispute at the time you receive such confirmation or notice).

Exchange memberships
Citigroup Global Markets Inc. and its affiliates are members of all leading commodity/futures exchanges.

Other Information

Kindly retain this statement for your tax records.

All checks should be made payable to Citigroup Global Markets Inc. and may be sent to the MSSB Branch Office servicing your account.

A financial statement of Citigroup Global Markets Inc. is available on request.

For London Metal Exchange (LME) transactions, your counterparty is Citigroup Global Markets Ltd., or its successors and assigns.

All metals transactions executed for your account by Citigroup Global Markets Inc. ("CGM") are executed on an agency basis. CGM is not the counterparty to your metals transactions

Attachment 6

Morgan Stanley

FUTURES ACCOUNT

002532 MSFFDM01 000000

MR GREGOR L MCINTOSH
130 ROUTE DE FRONTENEX
GENEVA, SWITZERLAND 1208
SWITZERLAND
GENEVA 1208 SWITZERLAND

398

002532 MSFFDM01 015953

Morgan Stanley

FUTURES ACCOUNT

Monthly Statement For: DEC 01, 2012 through DEC 31, 2012

MR GREGOR L MCINTOSH
130 ROUTE DE FRONTENEX
GENEVA, SWITZERLAND 1208
SWITZERLAND
GENEVA 1208 SWITZERLAND

FA Account
[redacted]1560

Segregated Accounts

- - - - - OPENING ACCOUNT BALANCES - - - -

US DOLLARS 3,333,320.23CR

- - - - - - - - - - - - - - - - - - F U T U R E S / O P T I O N S C O N F I R M A T I O N S - - - - - - - - - - - - - - - -

Date	Long	Short	Contract/Description		Strike	Price	Curr	Amount
12/13/12	450		DEC12	IMM ECU		E 1.30820	USD	
	450*	*					USD	
12/13/12		450	MAR13	IMM ECU		E 1.30935	USD	
	*	450*					USD	
12/20/12	200		DEC12	E-MINI S&P		E 1437.30	USD	
12/20/12	50		DEC12	E-MINI S&P		E 1440.75	USD	
	250*	*					USD	
12/20/12		200	MAR13	E-MINI S&P		E 1432.30	USD	
	*	200*					USD	

- - - - - - - - - - - - - - - - - - R E A L I Z E D F U T U R E S G A I N S / L O S S E S - - - - - - - - - - - - - - - - -

Date	Long	Short	Contract/Description		Strike	Price	Curr	Amount
9/14/12		150	DEC12	IMM ECU		E 1.29955	USD	
9/14/12		300	DEC12	IMM ECU		E 1.29960	USD	
12/13/12	450		DEC12	IMM ECU		E 1.30820	USD	
	450*	450*				P & S	USD	484,687.50DB*
						COMMISSION	USD	15,687.00DB*
						CLEARING	USD	540.00DB*
						EXCHANGE	USD	900.00DB*
						NFA	USD	18.00DB*
						EXECUTION	USD	855.00DB*
9/20/12		250	DEC12	E-MINI S&P		E 1453.05	USD	
12/20/12	200		DEC12	E-MINI S&P		E 1437.30	USD	
12/20/12	50		DEC12	E-MINI S&P		E 1440.75	USD	
	250*	250*				P & S	USD	188,250.00CR*
						COMMISSION	USD	3,945.00DB*
						CLEARING	USD	195.00DB*
						EXCHANGE	USD	375.00DB*
						NFA	USD	10.00DB*

- - - - - C O N T I N U E D O N N E X T P A G E - - - - -

002532 MSFFDM01 015955

Morgan Stanley

FUTURES ACCOUNT

Monthly Statement For: DEC 01, 2012 through DEC 31, 2012

MR GREGOR L MCINTOSH
130 ROUTE DE FRONTENEX
GENEVA, SWITZERLAND 1208
SWITZERLAND
GENEVA 1208 SWITZERLAND

FA Account
[redacted]1560

Segregated Accounts Page 2

- - - - - - - - - - - - - - - - - - R E A L I Z E D F U T U R E S G A I N S / L O S S E S - - - - - - - - - - - - - - - - - -

Date	Long	Short	Contract/Description	Strike	Price	Curr	Amount
					EXECUTION	USD	475.00DB*
				Net Profit Or Loss From Offset Trades		USD	296,437.50DB
					Commissions From Offsets	USD	19,632.00DB
					Fees From Offsets	USD	3,368.00DB

- I T E M I Z E D C A S H A C T I V I T Y -

12/13/12 PROCESSING FEE	12/13/12	USD	5.25DB
12/20/12 PROCESSING FEE	12/20/12	USD	5.25DB
	Total Cash	USD	10.50DB**

- - - - CLOSING ACCOUNT BALANCES - - - - -

US DOLLARS 3,013,872.23CR*

- - - - - - - - - - - - - - - - - - F U T U R E S / O P T I O N S O P E N P O S I T I O N S - - - - - - - - - - - - - - -

Date	Long	Short	Contract/Description	Strike	Price	Curr	Amount
12/20/12		200	MAR13 E-MINI S&P		E 1432.30	USD	122,000.00CR
	*	200*	Avg 1432.3000000	Settlement	1420.10	USD	122,000.00CR*
12/13/12		450	MAR13 IMM ECU		E 1.30935	USD	644,062.50DB
	*	450*	Avg 1.3093500	Settlement	1.32080	USD	644,062.50DB*

Total Value in Base Currency

Total Cash Market Value	USD	522,062.50DB**
Total Non-cash Market Value	USD	0CR**
Total Long Option Value	USD	0CR**
Total Short Option Value	USD	0CR**
Net Option Value	USD	0CR**
Net Liquidity	USD	2,491,809.73CR**

- P R O F I T & L O S S S U M M A R Y -

	Futures Profit and Loss	Options Long Premium	Options Short Premium	Commission	Fees
MTD USD	296,448.00DB	0CR	0CR	19,632.00DB	3,368.00DB
YTD USD	5,104,188.75DB	0CR	0CR	30,319.50DB	5,180.50DB

002532 MSFFDM01 015956

Morgan Stanley

FUTURES ACCOUNT

Monthly Statement For: DEC 01, 2012 through DEC 31, 2012

MR GREGOR L MCINTOSH
130 ROUTE DE FRONTENEX
GENEVA, SWITZERLAND 1208
SWITZERLAND
GENEVA 1208 SWITZERLAND

FA Account
[redacted]1560

Combined Regcode Summary Page 1

- - - - - - - - - - - - - - - - - - A C C O U N T G R A N D T O T A L V A L U E S U M M A R Y - - - - - - - - - - - -

	Account Balance	Unrealized G/L on Futures	Unrealized G/L on Forwards	Total Equity	Net Option Value	Net Liquidity
USD	3,013,872.23CR	522,062.50DB	OCR	2,491,809.73CR	OCR	2,491,809.73CR
Total Value in Base Currency						
USD	3,013,872.23CR	522,062.50DB	OCR	2,491,809.73CR	OCR	2,491,809.73CR

- - - - A C C O U N T T O T A L A D J U S T E D M A R G I N D E T A I L S U M M A R Y - - - - - - - - - - - - - - -

These figures are for information only. They should not be relied upon for settlement or other purposes.

	Margin Requirement Initial	Cash Equity Excess/Deficit	Unrealized Equity On Forwards	Pending Cash Entries	Margin Call/Excess
USD	2,007,500.00DB	2,491,809.73CR	OCR	OCR	484,309.73CR
Total Value in Base Currency					
USD	2,007,500.00DB	2,491,809.73CR	OCR	OCR	484,309.73CR

002532 MSFFDM01 015957

Morgan Stanley

002532 MSFFDM01 015958

Morgan Stanley

CONDITIONS OF PURCHASE OR SALE

We reserve the right to close out contract(s) carried by us for your account without prior notice when in our judgment margins are insufficient. Such contract(s) also will be closed out by us as and when authorized, directed or required by the Commodity Futures Trading Commission, other regulatory authorities, or the contract market or board of trade where made. In addition, we reserve the right to close out any contract(s) in accordance with terms and conditions of your customer agreement and all other written agreements between us. If you fail to give us instructions which can be executed under prevailing conditions, we may, without prior notice to you, close out contract(s) or make or take delivery, as the case may be (and dispose of the commodity if we take delivery) by such methods and upon such terms as we may deem feasible. If you hold a "short" futures position in the nearest maturity month, you must give us instructions to close out your position or furnish us with all necessary delivery documents at least five (5) business days before the last delivery day. If you hold a "long" futures position in the nearest maturity month, you must give us liquidating instructions or furnish sufficient funds to take delivery in fulfillment of such positions at least five (5) business days before first notice day. If for any reason, you fail or refuse to do so, we may without prior notice to you close out or liquidate your position, make or take delivery, and procure or dispose of the underlying commodity, all for your account and risk, by such methods and on such terms as we deem feasible in the circumstances.

"Short" option positions are subject to exercise at any time, including positions, established on the same day that option exercise notices are assigned. The exchanges and clearing houses have established exercise cut-off times for the delivery of exercise instructions for "long" option positions and we may establish earlier deadlines from time to time. Although some exchanges have established automatic exercise procedures for certain "in-the-money" options, your "long" option position may become worthless if you do not timely deliver exercise instructions.

Your futures account is held at Morgan Stanley Smith Barney LLC. In the execution of commodity futures transactions, we are acting as brokers only and all such transactions are for your account and risk. We assume no responsibility as to such transactions. However, in the execution of cash commodity and foreign exchange transactions, we may act as agent or dealer. We make no warranties as to the authenticity of commodities delivered in fulfillment of such transactions and will only disclose the capacity in which we act upon your written request.

If this is an Account Activity Report, as indicated on the reverse side, we have this day BOUGHT or SOLD, as your agent and broker, for your account and risk subject to: (a) all by-laws, rules, regulations, customs and practices as now existing or hereafter amended or adopted of the contract market or board of trade where such transaction was made and its clearing house, (b) all applicable federal and state laws and the regulations of any federal and state laws and the regulations of any federal and state commission, department or agency having jurisdiction with respect thereto, and (c) the terms, and conditions of your customer agreement between us and all other written agreements between us. The time of execution will be furnished on request.

The FX transaction described herein is governed by the FX Master Agreement between us; provided however, that if no such Agreement has been entered into by us, then until such an Agreement is so entered into by us, you and we shall be deemed to have entered into an agreement in the form of the FX Master Agreement most recently delivered to you by us, and the transaction described herein shall be a Contract for all purposes thereunder. Morgan Stanley and its affiliates may profit from the Bid / Offer spread reflected in the spot rate(s) used to effect any related currency conversion(s). For more information, ask your Financial Advisor.

GENERAL INFORMATION

Interest Charges: Interest is charged on any outstanding cash deficit or debit. **Commissions and Fees**: Our commission rates and exchange and clearing fees are subject to negotiation and any such fees and commissions charged to you in connection with this transaction may be more or less than any similar fees or commissions charged to others in similar transactions. Commissions on futures may be charged on either a per side (per purchase or sale) or round turn (when a purchase and sale transaction is completed) basis and are reflected on the Confirmation/Purchases & Sales Statement. Morgan Stanley Smith Barney LLC may, in its sole discretion, raise or lower commissions. All National Futures Association fees are charged to your account. These fees, as well as exchange and clearing fees, if any, are listed separately on the Confirmation/Purchases & Sales Statement. Commissions on options on futures contracts are charged on both the purchase and sale of the option.

Errors and Complaints: If you have a complaint about the activity in or handling of your account during the statement period, we request that you notify in writing the Morgan Stanley Branch Manager of the office servicing your account. You must also promptly advise the Branch Manager in writing of any disputed entries appearing on this statement (unless such entries appeared on any written confirmations, purchase and sales notices or other notices previously sent to you, in which event you were required to notify the Branch Manager of the dispute prior to the opening of trading on the business day following your receipt of such confirmation or notice).

Other Information: Kindly retain this statement for your tax records. All checks should be made payable to Morgan Stanley Smith Barney LLC and may be sent to the Morgan Stanley Branch Office servicing your account.

CONFIRMATION

IF THIS STATEMENT IS NOT IN ACCORDANCE WITH YOUR UNDERSTANDING OR RECORDS, YOU MUST NOTIFY THE MANAGER OF THE OFFICE SERVICING YOUR ACCOUNT IN WRITING BEFORE THE OPENING OF TRADING ON THE BUSINESS DAY FOLLOWING YOUR RECEIPT OF THIS STATEMENT.

YOU SHOULD RETAIN THIS STATEMENT; IT MAY ASSIST YOU IN THE PREPARATION OF YOUR NEXT INCOME TAX RETURN AND VERIFYING INTEREST CHARGES APPEARING ON SUBSEQUENT STATEMENT.

002532 MSFFDM01 015959

Morgan Stanley

GLOSSARY
The following sections may appear on your statement:

Regulatory Type
Segregated – Includes positions and balances from U.S.-based futures exchanges that are regulated by the CFTC.
Secured — Includes positions and balances from non-U.S.-based futures exchanges.
Non-Segregated — Includes positions and balances from trading in non-exchange-traded products such as FX.

Futures/Options Confirmations
Your trading activity for the reporting period.

Realized Futures Gain/Loss
Listing of gains and losses on futures and options transactions closed during the reporting period.

Completed Option Transactions (Options P&L)
The buying and selling of an option are considered separate cash transactions. The matching of these option transactions in this section are only for informational purposes.

Itemized Cash Activity
Listing of activity in your account (by currency where applicable). This includes cash adjustments, deposits and withdrawals, and interest entries as well as transactions in the cash market, including options.

Futures/Options Open Positions
Listing of all futures and option contracts held in your account at the end of the reporting period. Unrealized gains or losses are shown for each position marked to the market at the end of the reporting period.

Collateral Positions
Non-cash property held in the account. The margin value of property may be less than the property's market value. Some property may not be eligible to be used as collateral or margin on certain exchanges, or for certain transactions. If you wish to execute a transaction and require market-pricing information, or information regarding margin-eligible collateral, please contact your Morgan Stanley Financial Advisor.

FX Positions
OTC FX activity reflects spot and deliverable forward transactions only. This statement may include an **OTC FX Open Positions** section which comprises the following fields:

- Trade Date
- Value Date
- Buy/Sale
- Dealt Currency
- Quantity
- Traded Rate
- Contra Currency
- Current Rate
- Unrealized P/L
- Net Amount

It may also include a **Currency Recap for Open Positions** section which includes the following fields

- Currency
- Dealt Amount
- Contra Amount
- Net Amount

FX Spot
FX spot is a transaction requiring prompt delivery of and full payment for foreign exchange. Spot transactions usually settle in two business days.

FX Forward
An FX forward is a nonstandardized contract between two parties to buy or sell FX at a specified future time at a price agreed to on the date of the transaction.

Margin Requirement Summary
Lists current margin requirement and margin calls.

Account Value Summary
Balances for trade positions posted to your account during the reporting period.

Profit and Loss Summary
Futures profit and loss and options premium paid and received by month-to-date and year-to-date.

Account Grand Total Margin Requirement
Combined current margin requirement and margin calls for all Regulatory Types.

Account Grand Total Value Summary
Grand totals are the aggregate of Segregated, Secured and Non-Segregated balances.

© 2012 Morgan Stanley Smith Barney LLC

Attachment 7

Commodity Division
Commodities / Futures Account

MorganStanley SmithBarney

MR GREGOR L MCINTOSH
130 ROUTE DE FRONTENEX
GENEVA, SWITZERLAND 1208
SWITZERLAND

MONTHLY STATEMENT

CITIGROUP GLOBAL MARKETS INC.
COMMODITIES DIVISION
111 WALL STREET - 4TH FLOOR
NEW YORK, NY 10001

BRUNO LAMBRAIA

ACCOUNT NUMBER: [redacted]159E 055

STATEMENT DATE: MAR 30, 2012

* * * * * * * * * * I T E M I Z E D A C T I V I T Y * * * * * * * * * * * *

CTIVITY FOR 3/13/12

*FUTURES P&S, OPTIONS PREMIUM AND FX SETTLEMENTS

DATE	AT	BOUGHT	SOLD	DESCRIPTION	EX	PRICE/LGND	CC	DEBIT	CREDIT
3/13/12	R8	400	400	MAR 12 IMM EURO FX		P&S	US		339,000.00
3/13/12	R8	200	200	MAR 12 CME EM S&P 500		P&S	US	1,179,000.00	
*CASH									
3/13/12	R8			HANDLING FEE			US	6.00	
*TRADES									
3/13/12	R8	400		MAR 12 IMM EURO FX		131.490	US		
3/13/12	R8		400	JUN 12 IMM EURO FX		131.555	US		
3/13/12	R8	200		MAR 12 CME EM S&P 500		1372.50	US		
3/13/12	R8		200	JUN 12 CME EM S&P 500		1367.00	US		
* * * * * * * * * *				O P E N P O S I T I O N S			* *	* * * * * * * * * *	
3/13/12	R8		400	JUN 12 IMM EURO FX		131.555	US	917,500.00	
			400*	* TOTAL OTE		133.390		917,500.00*	
3/13/12	R8		200	JUN 12 CME EM S&P 500		1367.00	US	362,500.00	
			200*	* TOTAL OTE		1403.25		362,500.00*	

	SEGREGATED USD	* TOTAL SEGREGATED	* CONVERTED TOTAL *
BEGINNING CASH BALANCE	6,150,671.61	6,150,671.61	6,150,671.61
THIS MONTH'S ACTIVITY	840,006.00-	840,006.00-	840,006.00-
ENDING CASH BALANCE	5,310,665.61	5,310,665.61	5,310,665.61
NET FUTURES P&L	840,000.00-	840,000.00-	840,000.00-
FUTURES & LME OTE	1,280,000.00-	1,280,000.00-	1,280,000.00-
COMBINED EQUITY CASH/COLL	4,030,665.61	4,030,665.61	4,030,665.61
CONVERTED MARKET VALUE	4,030,665.61	4,030,665.61	4,030,665.61
TOTAL COMMISSIONS	18,520.00-	18,520.00-	18,520.00-
TOTAL CLEARING FEES	636.00-	636.00-	636.00-
TOTAL NFA FEES	24.00-	24.00-	24.00-
TOTAL GLOBEX FEES	820.00-	820.00-	820.00-

		*** CURRENT MONTH ***	****YEAR-TO-DATE****
FUTURES P&L	US	840,000.00-	840,000.00-

Morgan Stanley Smith Barney LLC is a non-clearing FCM. Your account is carried and cleared by Citigroup Global Markets Inc.

Commodity Division
Commodities / Futures Account

MorganStanley SmithBarney

MR GREGOR L MCINTOSH
130 ROUTE DE FRONTENEX
GENEVA, SWITZERLAND 1208
SWITZERLAND

MONTHLY STATEMENT

CITIGROUP GLOBAL MARKETS INC.
COMMODITIES DIVISION
111 WALL STREET - 4TH FLOOR
NEW YORK, NY 10001

BRUNO LAMBRAIA

ACCOUNT NUMBER: [redacted]159E 055

STATEMENT DATE: MAR 30, 2012

*** IMPORTANT NOTICE REGARDING FOREIGN CURRENCY MONTHLY STATEMENTS ***
WE ARE CURRENTLY WORKING TO ADDRESS CERTAIN TECHNICAL PROBLEMS WITH THE DISPLAY OF INFORMATION ON THE FOREIGN CURRENCY MONTHLY STATEMENTS. UNTIL THESE PROBLEMS ARE RESOLVED, PLEASE NOTE THE FOLLOWING IF YOU HAVE FOREIGN CURRENCY POSITIONS:
ALL OPEN POSITIONS FOR THE SAME DEALT CURRENCY AND COUNTER CURRENCY (REGARDLESS OF "VALUE DATES") ARE AGGREGATED AS A SINGLE LINE ITEM ON THE MONTHLY STATEMENT AND REPORTED WITH A SINGLE VALUE DATE. PLEASE REVIEW YOUR DAILY STATEMENT FOR YOUR LAST TRANSACTION DATE IN THE MONTH TO OBTAIN THE TRADE DETAIL FOR THE OPEN POSITIONS THAT HAVE OCCURRED DURING THE MONTH.
IN ADDITION, ON THE MONTHLY STATEMENT, DIGITS OF THE BOUGHT AND SOLD QUANTITIES MAY APPEAR TO BE "OVERWRITTEN" BY A CURRENCY CLASSIFICATION CODE OR TRUNCATED BY AN ASTERISK (*). PLEASE REVIEW YOUR DAILY STATEMENT FOR YOUR LAST TRANSACTION DATE IN THE MONTH TO OBTAIN THE TRADE DETAIL FOR YOUR OPEN POSITIONS THAT HAVE OCCURRED DURING THE MONTH.
PLEASE CONTACT YOUR FINANCIAL ADVISOR IF YOU REQUIRE ADDITIONAL CLARIFICATION. WE APOLOGIZE FOR ANY INCONVENIENCE THIS MAY CAUSE YOU AND HOPE TO HAVE CORRECTED THESE TECHNICAL PROBLEMS BY EARLY NEXT YEAR.

Morgan Stanley Smith Barney LLC is a non-clearing FCM. Your account is carried and cleared by Citigroup Global Markets Inc.

Understanding your statement

The Following Sections May Appear on Your Statement

Net worth summary
Listing of all the assets and the net of the unrealized gains and losses in your account.

Net gain/loss summary
Listing of the gains and loses on unrealized and realized transactions in your account.

Equity summary
Represents activity affecting the cash balance and the equity in your account. Closing Combined Equity may differ from TOTAL NET WORTH because it excludes Precious Metals Accumulation Plan activity, the value of "non-cash" property such as letters of credit, guarantees and the portion of the collateral value that may not be used for margin purposes.

Activity Analysis
An expanded Equity summary, categorizing the amounts added to and subtracted from your account. Collateral excluded from total net worth is asterisked.

Itemized cash activity
Listing of activity in your account (by currency where applicable). This includes cash adjustments, deposits and withdrawals, and interest entries as well as transactions in the cash market, including options.

Realized futures gain/loss
Listing of gains and losses on futures transactions closed during the month. A trade reference number allows transactions to be cross-referenced with those appearing on the Confirmation/Purchases & Sales Statement.

Realized forward gain/loss
Listing of gains and losses on forward transactions settled during the month. A trade reference number allows transactions to be cross-referenced with those appearing on the Confirmation/Purchases & Sales Statement.

Open futures and open forward positions
Listing of all futures and forward contracts held in your account at the end of the month. Unrealized gains or losses are shown for each position marked to the market at month-end.

Open option positions
Listing of all options held in your account at month-end. Please note that unrealized gains or losses only reflect the difference between the amount you paid or received and the amount you would receive or pay if you liquidated your position at month-end.

Collateral positions
Non-cash property held in the account. The margin value of property may be less than the property's market value. Some property may not be eligible to be used as collateral or margin on certain exchanges, or for certain transactions. In addition, some collateral, such as letter of credit and guarantees, are not included in your account's total net worth. With the exception of U.S. issued gold, silver, and platinum eagles, all non-exchange traded precious metals in the account are valued at the spot price for the corresponding precious metal. The spot price does not include any market premium or discount that may increase or decrease the values of your holdings. If you wish to execute a transaction and require market-pricing information, please contact your MSSB Financial Advisor.

Completed option transactions
The buying and selling of an option are considered separate cash transactions. The matching of these option transactions in this section are only for informational purposes.

Trades and trade adjustments
Chronological listing of all trades and trade adjustments for the month.

General Information

Interest charges
Interest is charged on any outstanding cash deficit and other obligations arising with respect to special arrangements you may have with Citigroup Global Markets Inc.

Commissions and fees
Commissions on futures may be charged on either a per side (per purchase or sale) or round turn (when a purchase and sale transaction is completed) basis. They are reflected on the Confirmation/Purchases & Sales Statement. Citigroup Global Markets Inc. may, in its sole discretion, raise or lower commissions. Citigroup Global Markets Inc. may pay all or a portion of these fees to Morgan Stanley Smith Barney LLC (MSSB). The commission to be charged is the rate in effect at the time of the transaction for accounts being charged on a per side basis. As for accounts charged on a round turn basis, the commission to be charged will be the rate in effect at the time of the completed transaction. All National Futures Association fees are charged to your account. These fees, as well as exchange and clearing fees, if any, are listed separately on the Confirmation/Purchases & Sales Statement. Commission on options on futures contracts are charged on both the purchase and sale of the option.

Errors and Complaints
You must promptly notify the MSSB Branch Manager of the office servicing your account in writing of any complaints about the activity in or handling of your account during the statement period. You must also promptly advise the MSSB Branch Manager in writing of any disputed entries appearing on this statement, (unless such entries appeared on any written confirmations, purchase and sales notices or other notices previously sent to you, in which event you must promptly notify the MSSB Branch Manager of the dispute at the time you receive such confirmation or notice).

Exchange memberships
Citigroup Global Markets Inc. and its affiliates are members of all leading commodity/futures exchanges.

Other Information

Kindly retain this statement for your tax records.

All checks should be made payable to Citigroup Global Markets Inc. and may be sent to the MSSB Branch Office servicing your account.

A financial statement of Citigroup Global Markets Inc. is available on request.

For London Metal Exchange (LME) transactions, your counterparty is Citigroup Global Markets Ltd., or its successors and assigns.

All metals transactions executed for your account by Citigroup Global Markets Inc. ("CGM") are executed on an agency basis. CGM is not the counterparty to your metals transactions

Attachment 8/9

Claimant name	Claimant ID	Broker/FCM	Exchange name	Transaction ID	FX transaction type	Trade date
Gregor L. McIntosh	1451079	Morgan Stanley Smith Barney LLC / Citigroup Global Markets Inc.	CME / Globex		future	2011-09-23
Gregor L. McIntosh	1451079	Morgan Stanley Smith Barney LLC / Citigroup Global Markets Inc.	CME / Globex		future	2011-09-23
Gregor L. McIntosh	1451079	Morgan Stanley Smith Barney LLC / Citigroup Global Markets Inc.	CME / Globex		future	2011-09-23
Gregor L. McIntosh	1451079	Morgan Stanley Smith Barney LLC / Citigroup Global Markets Inc.	CME / Globex		future	2011-09-23
Gregor L. McIntosh	1451079	Morgan Stanley Smith Barney LLC / Citigroup Global Markets Inc.	CME / Globex		future	2011-09-23
Gregor L. McIntosh	1451079	Morgan Stanley Smith Barney LLC / Citigroup Global Markets Inc.	CME / Globex		future	2011-09-27
Gregor L. McIntosh	1451079	Morgan Stanley Smith Barney LLC / Citigroup Global Markets Inc.	CME / Globex		future	2011-09-27
Gregor L. McIntosh	1451079	Morgan Stanley Smith Barney LLC / Citigroup Global Markets Inc.	CME / Globex		future	2011-09-27
Gregor L. McIntosh	1451079	Morgan Stanley Smith Barney LLC / Citigroup Global Markets Inc.	CME / Globex		future	2011-09-27
Gregor L. McIntosh	1451079	Morgan Stanley Smith Barney LLC / Citigroup Global Markets Inc.	CME / Globex		future	2011-09-27
Gregor L. McIntosh	1451079	Morgan Stanley Smith Barney LLC / Citigroup Global Markets Inc.	CME / Globex		future	2011-09-27
Gregor L. McIntosh	1451079	Morgan Stanley Smith Barney LLC / Citigroup Global Markets Inc.	CME / Globex		future	2011-10-03
Gregor L. McIntosh	1451079	Morgan Stanley Smith Barney LLC / Citigroup Global Markets Inc.	CME / Globex		future	2011-10-05
Gregor L. McIntosh	1451079	Morgan Stanley Smith Barney LLC / Citigroup Global Markets Inc.	CME / Globex		future	2011-10-05
Gregor L. McIntosh	1451079	Morgan Stanley Smith Barney LLC / Citigroup Global Markets Inc.	CME / Globex		future	2011-10-05
Gregor L. McIntosh	1451079	Morgan Stanley Smith Barney LLC / Citigroup Global Markets Inc.	CME / Globex		future	2011-10-05
Gregor L. McIntosh	1451079	Morgan Stanley Smith Barney LLC / Citigroup Global Markets Inc.	CME / Globex		future	2011-12-13
Gregor L. McIntosh	1451079	Morgan Stanley Smith Barney LLC / Citigroup Global Markets Inc.	CME / Globex		future	2011-12-13
Gregor L. McIntosh	1451079	Morgan Stanley Smith Barney LLC / Citigroup Global Markets Inc.	CME / Globex		future	2012-03-13
Gregor L. McIntosh	1451079	Morgan Stanley Smith Barney LLC / Citigroup Global Markets Inc.	CME / Globex		future	2012-03-13
Gregor L. McIntosh	1451079	Morgan Stanley Smith Barney LLC / Citigroup Global Markets Inc.	CME / Globex		future	2012-06-05
Gregor L. McIntosh	1451079	Morgan Stanley Smith Barney LLC / Citigroup Global Markets Inc.	CME / Globex		future	2012-06-05
Gregor L. McIntosh	1451079	Morgan Stanley Smith Barney LLC / Citigroup Global Markets Inc.	CME / Globex		future	2012-06-06
Gregor L. McIntosh	1451079	Morgan Stanley Smith Barney LLC / Citigroup Global Markets Inc.	CME / Globex		future	2012-06-06
Gregor L. McIntosh	1451079	Morgan Stanley Smith Barney LLC	CME / Globex		future	2012-07-18
Gregor L. McIntosh	1451079	Morgan Stanley Smith Barney LLC	CME / Globex		future	2012-09-14
Gregor L. McIntosh	1451079	Morgan Stanley Smith Barney LLC	CME / Globex		future	2012-09-14
Gregor L. McIntosh	1451079	Morgan Stanley Smith Barney LLC	CME / Globex		future	2012-09-14
Gregor L. McIntosh	1451079	Morgan Stanley Smith Barney LLC	CME / Globex		future	2012-12-13
Gregor L. McIntosh	1451079	Morgan Stanley Smith Barney LLC	CME / Globex		future	2012-12-13
Gregor L. McIntosh	1451079	Morgan Stanley Smith Barney LLC	CME / Globex		future	2013-01-28
Gregor L. McIntosh	1451079	Morgan Stanley Smith Barney LLC	CME / Globex		future	2013-01-28
Gregor L. McIntosh	1451079	Morgan Stanley Smith Barney LLC	CME / Globex		future	2013-01-28

Totals for the 33 FX futures trades through Morgan Stanley / Citigroup - included for the first time in claim assessment dated May 2nd 2022

Trades in FX futures through Interactive Brokers - per claim assessment dated May 24th 2021 (before inclusion of trades through Morgan Stanley / Citigroup)

Consolidated totals (claims 1451079 and 10013447)

Trade timestamp	Time zone	Exchange product code	Trade rate	Number of contracts	Base currency	Quoted currency	Buy/Sell (contract)	Base amount
		CME Globex: 6E	1,34900	33	EUR	USD	SELL	4 125 000,00
		CME Globex: 6E	1,34910	51	EUR	USD	SELL	6 375 000,00
		CME Globex: 6E	1,34920	45	EUR	USD	SELL	5 625 000,00
		CME Globex: 6E	1,34930	51	EUR	USD	SELL	6 375 000,00
		CME Globex: 6E	1,34940	20	EUR	USD	SELL	2 500 000,00
		CME Globex: 6E	1,36210	11	EUR	USD	SELL	1 375 000,00
		CME Globex: 6E	1,36220	9	EUR	USD	SELL	1 125 000,00
		CME Globex: 6E	1,36230	9	EUR	USD	SELL	1 125 000,00
		CME Globex: 6E	1,36240	66	EUR	USD	SELL	8 250 000,00
		CME Globex: 6E	1,36250	17	EUR	USD	SELL	2 125 000,00
		CME Globex: 6E	1,36260	8	EUR	USD	SELL	1 000 000,00
		CME Globex: 6E	1,33050	320	EUR	USD	BUY	40 000 000,00
		CME Globex: 6E	1,33300	100	EUR	USD	SELL	12 500 000,00
		CME Globex: 6E	1,33480	100	EUR	USD	SELL	12 500 000,00
		CME Globex: 6E	1,33490	100	EUR	USD	SELL	12 500 000,00
		CME Globex: 6E	1,33500	100	EUR	USD	SELL	12 500 000,00
		CME Globex: 6E	1,32030	400	EUR	USD	BUY	50 000 000,00
		CME Globex: 6E	1,32200	400	EUR	USD	SELL	50 000 000,00
		CME Globex: 6E	1,31490	400	EUR	USD	BUY	50 000 000,00
		CME Globex: 6E	1,31555	400	EUR	USD	SELL	50 000 000,00
		CME Globex: 6E	1,24930	256	EUR	USD	BUY	32 000 000,00
		CME Globex: 6E	1,25045	256	EUR	USD	SELL	32 000 000,00
		CME Globex: 6E	1,24460	144	EUR	USD	BUY	18 000 000,00
		CME Globex: 6E	1,24575	144	EUR	USD	SELL	18 000 000,00
		CME Globex: 6E	1,23130	50	EUR	USD	SELL	6 250 000,00
		CME Globex: 6E	1,29860	450	EUR	USD	BUY	56 250 000,00
		CME Globex: 6E	1,29955	150	EUR	USD	SELL	18 750 000,00
		CME Globex: 6E	1,29960	300	EUR	USD	SELL	37 500 000,00
		CME Globex: 6E	1,30820	450	EUR	USD	BUY	56 250 000,00
		CME Globex: 6E	1,30935	450	EUR	USD	SELL	56 250 000,00
		CME Globex: 6E	1,34610	82	EUR	USD	BUY	10 250 000,00
		CME Globex: 6E	1,34620	156	EUR	USD	BUY	19 500 000,00
		CME Globex: 6E	1,34630	212	EUR	USD	BUY	26 500 000,00
				5 740,00				**717 500 000,00**

Contra amount	Expiry date (contract)	Conversion ratio	STV	RDF	EPA	Trade date	EPA per FXS assessment	Difference
5 564 625,00	Dec-11	1,00	**5 564 625,00**	1,00	**5 564 625,00**	2011-09-23	5 564 625,00	0,00
8 600 512,50	Dec-11	1,00	**8 600 512,50**	1,00	**8 600 512,50**	2011-09-23	8 600 512,50	0,00
7 589 250,00	Dec-11	1,00	**7 589 250,00**	1,00	**7 589 250,00**	2011-09-23	7 589 250,00	0,00
8 601 787,50	Dec-11	1,00	**8 601 787,50**	1,00	**8 601 787,50**	2011-09-23	8 601 787,50	0,00
3 373 500,00	Dec-11	1,00	**3 373 500,00**	1,00	**3 373 500,00**	2011-09-23	3 373 500,00	0,00
1 872 887,50	Dec-11	1,00	**1 872 887,50**	1,00	**1 872 887,50**	2011-09-27	1 872 887,50	0,00
1 532 475,00	Dec-11	1,00	**1 532 475,00**	1,00	**1 532 475,00**	2011-09-27	1 532 475,00	0,00
1 532 587,50	Dec-11	1,00	**1 532 587,50**	1,00	**1 532 587,50**	2011-09-27	1 532 475,00	112,50
11 239 800,00	Dec-11	1,00	**11 239 800,00**	1,00	**11 239 800,00**	2011-09-27	11 239 800,00	0,00
2 895 312,50	Dec-11	1,00	**2 895 312,50**	1,00	**2 895 312,50**	2011-09-27	2 895 312,50	0,00
1 362 600,00	Dec-11	1,00	**1 362 600,00**	1,00	**1 362 600,00**	2011-09-27	1 362 600,00	0,00
53 220 000,00	Dec-11	1,00	**53 220 000,00**	3,51	**186 802 200,00**	2011-10-03	186 802 200,00	0,00
16 662 500,00	Dec-11	1,00	**16 662 500,00**	1,00	**16 662 500,00**	2011-10-05	16 662 500,00	0,00
16 685 000,00	Dec-11	1,00	**16 685 000,00**	1,00	**16 685 000,00**	2011-10-05	16 685 000,00	0,00
16 686 250,00	Dec-11	1,00	**16 686 250,00**	1,00	**16 686 250,00**	2011-10-05	16 686 250,00	0,00
16 687 500,00	Dec-11	1,00	**16 687 500,00**	1,00	**16 687 500,00**	2011-10-05	16 687 500,00	0,00
66 015 000,00	Dec-11	1,00	**66 015 000,00**	3,51	**231 712 650,00**	2011-12-13	0,00	231 712 650,00
66 100 000,00	Mar-12	1,00	**66 100 000,00**	3,51	**232 011 000,00**	2011-12-13	17 225,00	231 993 775,00
65 745 000,00	Mar-12	1,00	**65 745 000,00**	3,51	**230 764 950,00**	2012-03-13	0,00	230 764 950,00
65 777 500,00	Jun-12	1,00	**65 777 500,00**	3,51	**230 879 025,00**	2012-03-13	45 050,00	230 833 975,00
39 977 600,00	Jun-12	1,00	**39 977 600,00**	3,51	**140 321 376,00**	2012-06-05	0,00	140 321 376,00
40 014 400,00	Sep-12	1,00	**40 014 400,00**	3,51	**140 450 544,00**	2012-06-05	19 504,00	140 431 040,00
22 402 800,00	Jun-12	1,00	**22 402 800,00**	3,51	**78 633 828,00**	2012-06-06	0,00	78 633 828,00
22 423 500,00	Sep-12	1,00	**22 423 500,00**	3,51	**78 706 485,00**	2012-06-06	10 791,00	78 695 694,00
7 695 625,00	Sep-12	1,00	**7 695 625,00**	1,00	**7 695 625,00**	2012-07-18	7 695 625,00	0,00
73 046 250,00	Sep-12	1,00	**73 046 250,00**	3,51	**256 392 337,50**	2012-09-14	256 392 337,50	0,00
24 366 562,50	Dec-12	1,00	**24 366 562,50**	3,51	**85 526 634,38**	2012-09-14	85 526 634,38	0,00
48 735 000,00	Dec-12	1,00	**48 735 000,00**	3,51	**171 059 850,00**	2012-09-14	171 059 850,00	0,00
73 586 250,00	Dec-12	1,00	**73 586 250,00**	3,51	**258 287 737,50**	2012-12-13	0,00	258 287 737,50
73 650 937,50	Mar-13	1,00	**73 650 937,50**	3,51	**258 514 790,63**	2012-12-13	34 284,38	258 480 506,25
13 797 525,00	Mar-13	1,00	**13 797 525,00**	1,00	**13 797 525,00**	2013-01-28	13 797 525,00	0,00
26 250 900,00	Mar-13	1,00	**26 250 900,00**	3,51	**92 140 659,00**	2013-01-28	92 140 659,00	0,00
35 676 950,00	Mar-13	1,00	**35 676 950,00**	3,51	**125 226 094,50**	2013-01-28	125 226 094,50	0,00
939 368 387,50			**939 368 387,50**		**2 939 809 899,00**		**1 059 654 254,75**	**1 880 155 644,25**
			1 060 867 400,00		896 563 936,00		896 563 936,00	0,00
			2 000 235 787,50		**3 836 373 835,00**		**1 956 218 190,75**	**1 880 155 644,25**

Treated as FX swap!
Treated as FX swap!
Treated as FX swap! - Date per FXS incorrect.
Treated as FX swap! - Date per FXS incorrect.
Treated as FX swap!
Treated as FX swap!
Treated as FX swap!
Treated as FX swap!

Treated as FX swap!
Treated as FX swap!